


CMH 8-24-2022-1

CITY OF WICHITA, KANSAS


OVERSIZE -- OVERWEIGHT PERMIT - SINGLE TRIP

No.

Name of Mover CMH TRANSPORT		Street Address, City, State 160 Longfield rd. Rocky Top TN 37169		Tel No. 865-257-1259	
Towing Vehicle is a Freightliner		State and License No. TN M6617HY		Licensed Capacity 80,000	No. of Axles 3
Towed Vehicle is a <input type="checkbox"/> Semi-Trailer <input type="checkbox"/> Pole-Trailer <input type="checkbox"/> Full Trailer <input checked="" type="checkbox"/> Mobile Home		State and License No. TN 112745		No. of Axles 5	
Permit Requested for <input checked="" type="checkbox"/> Overlength <input checked="" type="checkbox"/> Overwidth <input type="checkbox"/> Overheight <input type="checkbox"/> Overweight		Dimensions of Vehicles and Loads Length 105 Width 16 Height 13'6		Total Weight of Vehicle and Load 56,000	
Name of Company Insuring Towing Vehicle Greenwich INS		City, State Knoxville TN 37902		Policy No.	
Amount of Property Damage Insurance		Amount of Public Liability Insurance			
Starting Point Exit 2 From I-35 (HYDROLIC ST Exit)		Destination 5400 HYDROLIC ST. Wichita KS			
Route To Be Followed From I-35 take Exit 2 (HYDROLIC ST Exit) Turn Left from Exit. Destination is on the Left.					
Date of Move 8-24-22		Permit Fee \$55.00	Received By 	How paid CC <input type="checkbox"/> Cash <input type="checkbox"/> Check <input type="checkbox"/> Billed <input type="checkbox"/> On Account	
Additional Regulations					

This permit is granted subject to all regulations contained in the current General Policy for Issuance of Special Permits of the City of Wichita, Kansas. NOTE: All other local and Kansas Department of Transportation regulations must be complied with.

I certify that the above information is true and correct and that I am acting as agent for the above company or individual or I am the owner of the towing vehicle. I hereby agree to abide by all of the regulations of this permit.

Authorized By 	
Date 8/23/22	Time 950AM

X **R. Buchner**
Applicant's Signature

WICHITA PBLC WRK ENGIN
455 N MAIN
WICHITA, KS 67202

08/23/2022

10:17:23

CREDIT CARD

VISA SALE

Card #	XXXXXXXXXXXX3212
SEQ #:	2
Batch #:	1611
INVOICE	2
Approval Code:	002668
Entry Method:	Manual
Mode:	Online
Tax Amount:	\$0.00
Cust Code:	267
Avs Code:	NYZ

SALE AMOUNT

\$275.00



CUSTOMER COPY

CMH 8-24-2022-2

CITY OF WICHITA, KANSAS


OVERSIZE -- OVERWEIGHT PERMIT - SINGLE TRIP

No.

Name of Mover CMH TRANSPORT		Street Address, City, State 160 Longfield rd. Rocky Top TN 37169		Tel. No. 865-257-1259	
Towing Vehicle is a Freightliner		State and License No. TN G8460HY		Licensed Capacity 80,000	No. of Axles 3
Towed Vehicle is a <input type="checkbox"/> Semi-Trailer <input type="checkbox"/> Pole-Trailer <input type="checkbox"/> Full Trailer <input checked="" type="checkbox"/> Mobile Home		State and License No. TN 112744		No. of Axles 5	
Permit Requested for <input checked="" type="checkbox"/> Overlength <input checked="" type="checkbox"/> Overwidth <input type="checkbox"/> Overheight <input type="checkbox"/> Overweight		Dimensions of Vehicles and Loads Length 105 Width 16 Height 13'6		Total Weight of Vehicle and Load 56,000	
Name of Company Insuring Towing Vehicle Greenwich INS		City, State Knockville TN 37902		Policy No.	
Amount of Property Damage Insurance		Amount of Public Liability Insurance			
Starting Point Exit 2 From I-35 (HYDROLIC ST Exit)		Destination 5400 HYDROLIC ST. Wichita KS			
Route To Be Followed From I-35 take Exit 2 (HYDROLIC ST Exit) Turn Left from Exit. Destination is on the Left.					
Date of Move 8-24-22	Permit Fee \$55.00	Received By JE	How paid CC	<input type="checkbox"/> Cash <input type="checkbox"/> Check <input type="checkbox"/> Billed <input type="checkbox"/> On Account	
Additional Regulations					

This permit is granted subject to all regulations contained in the current General Policy for Issuance of Special Permits of the City of Wichita, Kansas. NOTE: All other local and Kansas Department of Transportation regulations must be complied with.

I certify that the above information is true and correct and that I am acting as agent for the above company or individual or I am the owner of the towing vehicle. I hereby agree to abide by all of the regulations of this permit.

Authorized By 
Date 8/23/22
Time 950 AM


X **R. Buchan**
Applicant's Signature

CMH 8.24-2022-3

CITY OF WICHITA, KANSAS


OVERSIZE -- OVERWEIGHT PERMIT - SINGLE TRIP

No.

Name of Mover CMH TRANSPORT		Street Address, City, State 160 Longfield Rd. Rocky Top TN 37169		Tel No. 865-257-1259	
Towing Vehicle is a Freightliner		State and License No. TN J1306HY		Licensed Capacity 80,000	No. of Axles 3
Towed Vehicle is a <input type="checkbox"/> Semi-Trailer <input type="checkbox"/> Pole-Trailer <input type="checkbox"/> Full Trailer <input checked="" type="checkbox"/> Mobile Home		State and License No. TN 112743		No. of Axles 5	
Permit Requested for <input checked="" type="checkbox"/> Overlength <input checked="" type="checkbox"/> Overwidth <input type="checkbox"/> Overheight <input type="checkbox"/> Overweight		Dimensions of Vehicles and Loads Length 105 Width 16 Height 13'6		Total Weight of Vehicle and Load 56,000	
Name of Company Insuring Towing Vehicle Greenwich INS		City, State Knoxville TN 37902		Policy No.	
Amount of Property Damage Insurance		Amount of Public Liability Insurance			
Starting Point Exit 2 From I-35 (HYDROLIC ST Exit)		Destination 5400 HYDROLIC ST. Wichita KS			
Route To Be Followed From I-35 take Exit 2 (HYDROLIC ST Exit) Turn Left from Exit. Destination is on the Left.					
Date of Move 8-24-22		Permit Fee \$55.00	Received By 	How paid <input checked="" type="checkbox"/> Cash <input type="checkbox"/> Check <input type="checkbox"/> Billed <input type="checkbox"/> On Account	
Additional Regulations					

This permit is granted subject to all regulations contained in the current General Policy for Issuance of Special Permits of the City of Wichita, Kansas. NOTE: All other local and Kansas Department of Transportation regulations must be complied with.

I certify that the above information is true and correct and that I am acting as agent for the above company or individual or I am the owner of the towing vehicle. I hereby agree to abide by all of the regulations of this permit.

Authorized By 	
Date 8/23/22	Time 9:50 AM

x R. Buckner

Applicant's Signature

CMH 8-24-2022-4

CITY OF WICHITA, KANSAS

OVERSIZE -- OVERWEIGHT PERMIT - SINGLE TRIP

No.

Name of Mover CMH TRANSPORT		Street Address, City, State 160 Longfield rd. Rocky Top TN 37169		Tel. No. 865-257-1259	
Towing Vehicle is a Freightliner		State and License No. TN H3962HY		Licensed Capacity 80,000	No. of Axles 3
Towed Vehicle is a <input type="checkbox"/> Semi-Trailer <input type="checkbox"/> Pole-Trailer <input type="checkbox"/> Full Trailer <input checked="" type="checkbox"/> Mobile Home		State and License No. TN 112742		No. of Axles 5	
Permit Requested for: <input checked="" type="checkbox"/> Overlength <input checked="" type="checkbox"/> Overwidth <input type="checkbox"/> Overheight <input type="checkbox"/> Overweight		Dimensions of Vehicles and Loads Length 105 Width 16 Height 13'6"		Total Weight of Vehicle and Load 56,000	
Name of Company Insuring Towing Vehicle Greenwich INS		City, State Knoxville TN 37902		Policy No.	
Amount of Property Damage Insurance		Amount of Public Liability Insurance			
Starting Point Exit 2 From I-35 (HYDROLIC ST Exit)		Destination 5400 HYDROLIC ST. Wichita KS			
Route To Be Followed From I-35 take Exit 2 (HYDROLIC ST Exit) Turn Left from Exit. Destination is on the Left.					
Date of Move 8-24-22	Permit Fee \$55.00	Received By [Signature]	How paid CC <input type="checkbox"/> Cash <input type="checkbox"/> Check <input type="checkbox"/> Billed <input type="checkbox"/> On Account		
Additional Regulations					

This permit is granted subject to all regulations contained in the current General Policy for Issuance of Special Permits of the City of Wichita, Kansas. NOTE: All other local and Kansas Department of Transportation regulations must be complied with.

I certify that the above information is true and correct and that I am acting as agent for the above company or individual or I am the owner of the towing vehicle. I hereby agree to abide by all of the regulations of this permit.

Authorized By [Signature]	
Date 8/23/22	Time 9:50AM

x **R. Buckner**

Applicant's Signature

CMH 8-24-2022-5

CITY OF WICHITA, KANSAS

OVERSIZE -- OVERWEIGHT PERMIT - SINGLE TRIP

No.

Name of Mover CMH TRANSPORT		Street Address, City, State 160 Longfield Rd. Rocky Top TN 37169		Tel. No. 865-257-1259	
Towing Vehicle is a Freightliner		State and License No. TN G5330H4		Licensed Capacity 80,000	No. of Axes 3
Towed Vehicle is a <input type="checkbox"/> Semi-Trailer <input type="checkbox"/> Pole-Trailer <input type="checkbox"/> Full Trailer <input checked="" type="checkbox"/> Mobile Home		State and License No. TN 112741		No. of Axes 5	
Permit Requested for <input checked="" type="checkbox"/> Overlength <input checked="" type="checkbox"/> Overwidth <input type="checkbox"/> Overheight <input type="checkbox"/> Overweight		Dimensions of Vehicles and Loads Length 105 Width 16 Height 13'6"		Total Weight of Vehicle and Load 56,000	
Name of Company Insuring Towing Vehicle Greenwich INS		City, State Knoxville TN 37902		Policy No.	
Amount of Property Damage Insurance		Amount of Public Liability Insurance			
Starting Point Exit 2 From I-35 (HYDROLIC ST Exit)		Destination 5400 HYDROLIC ST. Wichita KS			
Route To Be Followed From I-35 take Exit 2 (HYDROLIC ST Exit) Turn Left from Exit. Destination is on the Left.					
Date of Move 8-24-22		Permit Fee \$55.00	Received By [Signature]	How paid CC <input type="checkbox"/> Cash <input type="checkbox"/> Check <input type="checkbox"/> Billed <input type="checkbox"/> On Account	
Additional Regulations					

This permit is granted subject to all regulations contained in the current General Policy for Issuance of Special Permits of the City of Wichita, Kansas. NOTE: All other local and Kansas Department of Transportation regulations must be complied with.

I certify that the above information is true and correct and that I am acting as agent for the above company or individual or I am the owner of the towing vehicle. I hereby agree to abide by all of the regulations of this permit.

Authorized By [Signature]	
Date 8/28/22	Time 9:50AM

x **R. Buckner**

Applicant's Signature

Zapote, Virginia

From: Smith, Andrew
Sent: Monday, August 22, 2022 9:20 AM
To: Zapote, Virginia
Subject: RE: Scanned on bizhub from Novacopy

Yes, that's correct.

-----Original Message-----

From: Zapote, Virginia <VZapote@wichita.gov>
Sent: Friday, August 19, 2022 8:36 AM
To: Smith, Andrew <ASMITH@wichita.gov>
Subject: FW: Scanned on bizhub from Novacopy

I believe this is the same route
Please review

Thank you,

Virginia Zapote

-----Original Message-----

From: Buckner, Rondy <Rondy.Buckner@ClaytonHomes.com>
Sent: Friday, August 19, 2022 7:19 AM
To: Zapote, Virginia <VZapote@wichita.gov>
Subject: FW: Scanned on bizhub from Novacopy

CAUTION: This email originated from outside of the organization. Do not click links or open attachments unless you recognize the sender and know the content is safe.

Good morning,
Here are the 5 permit request needed for Wednesday, 8/24.

Thanks

-----Original Message-----

From: 934transportcopier@claytonhomes.com <934transportcopier@claytonhomes.com>
Sent: Friday, August 19, 2022 09:40
To: Buckner, Rondy <Rondy.Buckner@ClaytonHomes.com>
Subject: Scanned on bizhub from Novacopy

The attached document was scanned on a Konica Minolta bizhub from Novacopy.

CONFIDENTIALITY NOTICE

This message and the accompanying documents contain information that belongs to the sender and may contain information that is privileged, confidential, or exempt from disclosure under applicable law. If the reader of this e-mail is



CLAYHOM-01

AMERRITT

CERTIFICATE OF LIABILITY INSURANCE

DATE (MM/DD/YYYY)

6/28/2022

THIS CERTIFICATE IS ISSUED AS A MATTER OF INFORMATION ONLY AND CONFERS NO RIGHTS UPON THE CERTIFICATE HOLDER. THIS CERTIFICATE DOES NOT AFFIRMATIVELY OR NEGATIVELY AMEND, EXTEND OR ALTER THE COVERAGE AFFORDED BY THE POLICIES BELOW. THIS CERTIFICATE OF INSURANCE DOES NOT CONSTITUTE A CONTRACT BETWEEN THE ISSUING INSURER(S), AUTHORIZED REPRESENTATIVE OR PRODUCER, AND THE CERTIFICATE HOLDER.

IMPORTANT: If the certificate holder is an ADDITIONAL INSURED, the policy(ies) must have ADDITIONAL INSURED provisions or be endorsed. If SUBROGATION IS WAIVED, subject to the terms and conditions of the policy, certain policies may require an endorsement. A statement on this certificate does not confer rights to the certificate holder in lieu of such endorsement(s).

PRODUCER Alliant Insurance Services, Inc. 520 W Summit Hill Dr Ste 1005 Knoxville, TN 37902	CONTACT NAME: Angela Merritt	
	PHONE (A/C, No, Ext): (865) 278-8712	FAX (A/C, No):
INSURED CMH Transport, Inc 5000 Clayton Road Maryville, TN 37804	E-MAIL ADDRESS: Angela.Merritt@alliant.com	
	INSURER(S) AFFORDING COVERAGE	
	INSURER A : Greenwich Insurance Company	NAIC # 22322
	INSURER B : Indian Harbor Insurance Company	36940
	INSURER C : XL Insurance America, Inc.	24554
	INSURER D :	
INSURER E :		
INSURER F :		

COVERAGES

CERTIFICATE NUMBER:

REVISION NUMBER:

THIS IS TO CERTIFY THAT THE POLICIES OF INSURANCE LISTED BELOW HAVE BEEN ISSUED TO THE INSURED NAMED ABOVE FOR THE POLICY PERIOD INDICATED. NOTWITHSTANDING ANY REQUIREMENT, TERM OR CONDITION OF ANY CONTRACT OR OTHER DOCUMENT WITH RESPECT TO WHICH THIS CERTIFICATE MAY BE ISSUED OR MAY PERTAIN, THE INSURANCE AFFORDED BY THE POLICIES DESCRIBED HEREIN IS SUBJECT TO ALL THE TERMS, EXCLUSIONS AND CONDITIONS OF SUCH POLICIES. LIMITS SHOWN MAY HAVE BEEN REDUCED BY PAID CLAIMS.

INSR LTR	TYPE OF INSURANCE	ADDL SUBR INSD WVD	POLICY NUMBER	POLICY EFF (MM/DD/YYYY)	POLICY EXP (MM/DD/YYYY)	LIMITS
A	<input checked="" type="checkbox"/> COMMERCIAL GENERAL LIABILITY <input type="checkbox"/> CLAIMS-MADE <input checked="" type="checkbox"/> OCCUR GEN'L AGGREGATE LIMIT APPLIES PER: <input checked="" type="checkbox"/> POLICY <input checked="" type="checkbox"/> PROJECT <input type="checkbox"/> LOC OTHER:		RGD9437281-16	7/1/2022	7/1/2023	EACH OCCURRENCE \$ 2,000,000 DAMAGE TO RENTED PREMISES (Ea occurrence) \$ 500,000 MED EXP (Any one person) \$ 10,000 PERSONAL & ADV INJURY \$ 2,000,000 GENERAL AGGREGATE \$ 10,000,000 PRODUCTS - COMP/OP AGG \$ 4,000,000
A	<input checked="" type="checkbox"/> AUTOMOBILE LIABILITY <input checked="" type="checkbox"/> ANY AUTO OWNED AUTOS ONLY <input type="checkbox"/> SCHEDULED AUTOS <input checked="" type="checkbox"/> HIRED AUTOS ONLY <input checked="" type="checkbox"/> NON-OWNED AUTOS ONLY		RAD9437282-16	7/1/2022	7/1/2023	COMBINED SINGLE LIMIT (Ea accident) \$ 5,000,000 BODILY INJURY (Per person) \$ BODILY INJURY (Per accident) \$ PROPERTY DAMAGE (Per accident) \$
B	<input checked="" type="checkbox"/> UMBRELLA LIAB <input checked="" type="checkbox"/> OCCUR EXCESS LIAB CLAIMS-MADE DED RETENTION \$		RES9438064-01	7/1/2022	7/1/2023	EACH OCCURRENCE \$ 10,000,000 AGGREGATE \$ 10,000,000
C	<input checked="" type="checkbox"/> WORKERS COMPENSATION AND EMPLOYERS' LIABILITY ANY PROPRIETOR/PARTNER/EXECUTIVE OFFICER/MEMBER EXCLUDED? (Mandatory in NH) Y/N <input type="checkbox"/> N/A If yes, describe under DESCRIPTION OF OPERATIONS below		RWD9435192-16	7/1/2022	7/1/2023	<input checked="" type="checkbox"/> PER STATUTE <input type="checkbox"/> OTH-ER E.L. EACH ACCIDENT \$ 1,500,000 E.L. DISEASE - EA EMPLOYEE \$ 1,500,000 E.L. DISEASE - POLICY LIMIT \$ 1,500,000

DESCRIPTION OF OPERATIONS / LOCATIONS / VEHICLES (ACORD 101, Additional Remarks Schedule, may be attached if more space is required)

CERTIFICATE HOLDER

CANCELLATION

Evidence of Coverage

SHOULD ANY OF THE ABOVE DESCRIBED POLICIES BE CANCELLED BEFORE THE EXPIRATION DATE THEREOF, NOTICE WILL BE DELIVERED IN ACCORDANCE WITH THE POLICY PROVISIONS.

AUTHORIZED REPRESENTATIVE



K-TRIPS

TruckingKS

FAILURE TO READ AND FOLLOW ALL INFORMATION PROVIDED ON THIS PERMIT WILL RESULT IN REVOCATION OF THIS PERMIT**Kansas Oversize/Overweight Permit**

Issued by the Central Permit Office
Kansas Dept. of Transportation
700 SW Harrison St., 13th Floor
Topeka, KS 66603

Permit Number: 22054100

USDOT Number: 594023

Issue Date: 08/19/2022 07:09 AM

Payment Date: 8/19/2022 7:09 AM



Axle:	1	2	3	4	5	6	7	8
Distances:		14'	50'	2'	5'	2'	2'	2'
Weights:	7000	7000	7000	7000	7000	7000	7000	7000

Permit Type:
Overdimension Oversize and/or
Overweight

Effective Date:
08/22/2022

Expiration Date:
08/28/2022

Fee:

\$40.00

Total Permit Fee: \$40.00

Permit Issued To:
CMH TRANSPORT INC
5000 CLAYTON ROAD
MARYVILLE, TN 37804

Permit Requested By:

Company Contact: Jay Carter

Requestor Phone: 256-347-4404

Permitted Vehicle:
VIN: 3AKJHTDV1MSMZ4956
Vehicle Make: FREIGHTLINER

Unit Number: 22-4956
KSRGVW: 80000
Model Year: 2021

Vehicle Type: TT
State / Plate: TN M6617HY

Detour all construction and low overhead structures; proof of insurance is required. This permit is granted subject to all Kansas Statutes Annotated and the Rules and Regulations of the Kansas Department of Transportation, the Kansas Department of Revenue, the Kansas Corporation Commission, and the Federal Motor Carrier Rules and Regulations. Call 511 for Kansas weather and road conditions.



K-TRIPS

TruckingKS

Permit Special Items Required

Any portion of the route on county roads or city streets will require approval and/or permitting by the appropriate local authority. The Motor Carrier shall have full responsibility for contacting the local authority prior to the move, obtaining their approval and a valid permit, if required.

Permit Condition List

Special Conditions

Prior to moving the load, the carrier shall coordinate any special utility and railroad requirements with any utilities and railroads encountered on the route. If overhead utilities, or railroad crossing, or signaled cantilevers, or locally owned overhead traffic signals need to be moved, the carrier shall contact all utilities or railroads or local authorities prior to moving.

Travel - Overwidth and/or overlength loads shall not be transported when visibility is less than one-half mile, or when conditions of moderate to heavy rain, sleet, snow, fog, or smoke exist, or when highway surfaces are slippery due to ice, packed snow, or rain. Overweight loads shall not be transported when highway surfaces are slippery due to ice, packed snow, or rain.

CROSSING - The route does not include ANY travel on any state maintained highways not included in the route on this permit. This includes crossing state maintained highways.

ESCORT - Loads greater than fourteen feet (14) wide shall require escorts. Rear escort may be eliminated if a warning light is attached to the top of the towing vehicle and to the rear of each load, mounted no less than two feet (2), or more than eight feet (8) above the road surface. Unless specified otherwise on the permit, all superload and large structure movements require at least one front and at least one rear escort.

TIME RESTRICTIONS - The following time restrictions shall apply to all types of permits. Night movements shall be allowed for loads that are only overweight. Overwidth or overlength vehicles shall not operate during the time period from 30 minutes after sunset to 30 minutes before sunrise unless the secretary finds that an emergency exists, in which case a permit for nighttime movement may be issued for the special condition, as the secretary deems advisable. Carriers transporting oversize or overweight loads may move every day of the year, including holidays..

RAILROAD CROSSINGS - For incidents at railroad crossings, contact number posted on the Emergency Notification Sign at the crossing.

This permit does not allow through movements within the city limits of the following cities between the hours of 7:00 A.M. and 9:00 A.M. or 4:00 P.M. and 6:30 P.M., excluding weekends and recognized holidays. This restriction is in place only for loads that exceed legal length, width, and/or height dimensions. The cities include Kansas City, Lawrence, Leavenworth, Leawood, Lenexa, Olathe, Overland Park, Shawnee, Topeka, and Wichita. Pickups or deliveries originating in or destined for these cities are excluded from the time restriction for these cities. Contact the local authorities if traveling beyond the permitted route for local deliveries.

Vehicles accessing the Kansas Turnpike shall meet the applicable axle weights set by K.S.A. 8-1908. Maximum single axle weight = 20,000 pounds, maximum tandem axle weight = 34,000 pounds. Maximum GVW of 120,000 pounds. GVW shall meet the federal bridge formula and K.S.A. 8-1909.

Contact the K-TRIPS Office at 785-368-6501 or go to www.TruckingKS.org for questions.

Weather and Road Conditions: <http://www.kandrive.org> or call 1-866-511-KDOT

The carrier is required to contact Lyon County at (620) 340-8220 if they will be exiting the State highway system to use local routes.

Overdimensional/Overweight trucks approaching the roundabout at the US-56, US-77, K-150 intersection must use the diamond-shaped truck bypass that is marked "Authorized Vehicles Only" in the proper direction of traffic. All overdimensional/overweight trucks are authorized to use the bypass.

KANSAS TURNPIKE - 140" WIDTH; FRIDAY - SUNDAY There is a 140" width limit affecting travel on the Kansas Turnpike Friday - Sunday.

Any vehicle or load using the KTA that exceeds 12 ft. in width must obtain pre-authorization. Please call (316) 682-4537 ext. 2214 to obtain the pre-authorization.

Permitted Load:

Industry Code: Manufactured Housing

Origin: IH0435S;MO;South

Load: 112745

Destination: I-35, 4.7mi SW of Eastborough

Load Size:

Width: 16'

Permitted Weight: 56000

Height: 13' 6"

Length: 105'

Front Overhang: LEGAL

Rear Overhang: LEGAL



K-TRIPS

ROUTING AND SPECIAL INSTRUCTIONS

Origin: IH0435S;MO;South

Miles	Route	To	Distance	Est. Time
		[Trip Origin]		
7.10	I-435 North	Take Ramp toward I-435 W	7.10	00:06
0.50	I-435 North	Continue Straight on I-435	7.60	00:06
1.70	I-435 North	Continue Straight on KS-10	9.30	00:08
27.10	KS-10 West	Turn right onto KS-10	36.40	00:37
0.10	KS-10	Bear to the West onto US-40 [KS-10]	36.50	00:37
0.00	US-40 West	Turn South onto US-40 [US-59] [1300 RD]	36.50	00:37
0.10	US-40 South	Continue Straight on US-59 [1300 RD]	36.60	00:37
9.50	US-59 South	Bear to the right onto US-59	46.10	00:48
0.20	US-59	Turn right onto US-56 [300TH RD]	46.30	00:48
119.90	US-56 West	Turn right onto US-56	166.20	02:59
0.20	US-56	Turn West onto US-56	166.30	02:59
35.70	US-56 West	Continue Straight on US-81 BUS [US-56] [KANSAS AVE]	202.00	03:38
0.10	US-81 BUS West	Turn left onto I-135	202.20	03:38
0.20	I-135	Bear to the South onto I-135 [US-81]	202.40	03:38
30.00	I-135 South	Take Ramp [LEFT] toward I-135 WICHITA	232.40	04:04
19.50	I-135 South	Take Exit 10 toward KS-96 E/29TH ST	251.90	04:21
0.90	I-135	Bear to the East onto KS-96	252.80	04:21
9.40	KS-96 East	Continue Straight on KS-96	262.30	04:30
0.80	KS-96	Bear to the South onto I-35 [KANSAS TPKE]	263.10	04:30
8.50	I-35 South	Arrive at destination.	271.60	04:38
		[Trip Destination]		

Final Destination: I-35, 4.7mi SW of Eastborough



K-TRIPS

FAILURE TO READ AND FOLLOW ALL INFORMATION PROVIDED ON THIS PERMIT WILL RESULT IN REVOCATION OF THIS PERMIT



Kansas Oversize/Overweight Permit

Issued by the Central Permit Office
Kansas Dept. of Transportation
700 SW Harrison St., 13th Floor
Topeka, KS 66603

Permit Number: 22054101

USDOT Number: 594023

Issue Date: 08/19/2022 07:09 AM

Payment Date: 8/19/2022 7:09 AM



Axle:	1	2	3	4	5	6	7	8
Distances:		14'	50'	2'	5'	2'	2'	2'
Weights:	7000	7000	7000	7000	7000	7000	7000	7000

Permit Type:
Overdimension Oversize and/or
Overweight

Effective Date:
08/22/2022

Expiration Date:
08/28/2022
Fee:
\$40.00
Total Permit Fee:
\$40.00

Permit Issued To:
CMH TRANSPORT INC
5000 CLAYTON ROAD
MARYVILLE, TN 37804

Permit Requested By:

Company Contact:

Jay Carter

Requestor Phone: 256-347-4404

Permitted Vehicle:
VIN: 1FVHGEFG8JLJS3422
Vehicle Make: FREIGHTLINER

Unit Number: 18-3422
KSRGVW: 80000
Model Year: 2018

Vehicle Type: TT
State / Plate: TN G8460HY

Detour all construction and low overhead structures; proof of insurance is required. This permit is granted subject to all Kansas Statutes Annotated and the Rules and Regulations of the Kansas Department of Transportation, the Kansas Department of Revenue, the Kansas Corporation Commission, and the Federal Motor Carrier Rules and Regulations. Call 511 for Kansas weather and road conditions.



K-TRIPS

TruckingKS

Permit Special Items Required

Any portion of the route on county roads or city streets will require approval and/or permitting by the appropriate local authority. The Motor Carrier shall have full responsibility for contacting the local authority prior to the move, obtaining their approval and a valid permit, if required.

Permit Condition List

Special Conditions

Prior to moving the load, the carrier shall coordinate any special utility and railroad requirements with any utilities and railroads encountered on the route. If overhead utilities, or railroad crossing, or signaled cantilevers, or locally owned overhead traffic signals need to be moved, the carrier shall contact all utilities or railroads or local authorities prior to moving.

Travel - Overwidth and/or overlength loads shall not be transported when visibility is less than one-half mile, or when conditions of moderate to heavy rain, sleet, snow, fog, or smoke exist, or when highway surfaces are slippery due to ice, packed snow, or rain. Overweight loads shall not be transported when highway surfaces are slippery due to ice, packed snow, or rain.

CROSSING - The route does not include ANY travel on any state maintained highways not included in the route on this permit. This includes crossing state maintained highways.

ESCORT - Loads greater than fourteen feet (14) wide shall require escorts. Rear escort may be eliminated if a warning light is attached to the top of the towing vehicle and to the rear of each load, mounted no less than two feet (2), or more than eight feet (8) above the road surface. Unless specified otherwise on the permit, all superload and large structure movements require at least one front and at least one rear escort.

TIME RESTRICTIONS - The following time restrictions shall apply to all types of permits. Night movements shall be allowed for loads that are only overweight. Overwidth or overlength vehicles shall not operate during the time period from 30 minutes after sunset to 30 minutes before sunrise unless the secretary finds that an emergency exists, in which case a permit for nighttime movement may be issued for the special condition, as the secretary deems advisable. Carriers transporting oversize or overweight loads may move every day of the year, including holidays..

RAILROAD CROSSINGS - For incidents at railroad crossings, contact number posted on the Emergency Notification Sign at the crossing.

This permit does not allow through movements within the city limits of the following cities between the hours of 7:00 A.M. and 9:00 A.M. or 4:00 P.M. and 6:30 P.M., excluding weekends and recognized holidays. This restriction is in place only for loads that exceed legal length, width, and/or height dimensions. The cities include Kansas City, Lawrence, Leavenworth, Leawood, Lenexa, Olathe, Overland Park, Shawnee, Topeka, and Wichita. Pickups or deliveries originating in or destined for these cities are excluded from the time restriction for these cities. Contact the local authorities if traveling beyond the permitted route for local deliveries.

Vehicles accessing the Kansas Turnpike shall meet the applicable axle weights set by K.S.A. 8-1908. Maximum single axle weight = 20,000 pounds, maximum tandem axle weight = 34,000 pounds. Maximum GVW of 120,000 pounds. GVW shall meet the federal bridge formula and K.S.A. 8-1909.

Contact the K-TRIPS Office at 785-368-6501 or go to www.TruckingKS.org for questions.

Weather and Road Conditions: <http://www.kandrive.org> or call 1-866-511-KDOT

****The carrier is required to contact Lyon County at (620) 340-8220 if they will be exiting the State highway system to use local routes.****

****Overdimensional/Overweight trucks approaching the roundabout at the US-56, US-77, K-150 intersection must use the diamond-shaped truck bypass that is marked "Authorized Vehicles Only" in the proper direction of traffic. All overdimensional/overweight trucks are authorized to use the bypass.****

****KANSAS TURNPIKE - 140" WIDTH; FRIDAY - SUNDAY There is a 140" width limit affecting travel on the Kansas Turnpike Friday - Sunday.****

****Any vehicle or load using the KTA that exceeds 12 ft. in width must obtain pre-authorization. Please call (316) 682-4537 ext. 2214 to obtain the pre-authorization.****

Permitted Load:

Industry Code: Manufactured Housing

Origin: IH0435S;MO;South

Load: 112744

Destination: I-35, 4.7mi SW of Eastborough

Load Size:

Width: 16'

Permitted Weight: 56000

Height: 13' 6"

Length: 105'

Front Overhang: LEGAL

Rear Overhang: LEGAL



K-TRIPS



ROUTING AND SPECIAL INSTRUCTIONS

Origin: IH0435S;MO;South

Miles	Route	To	Distance	Est. Time
		[Trip Origin]		
7.10	I-435 North	Take Ramp toward I-435 W	7.10	00:06
0.50	I-435 North	Continue Straight on I-435	7.60	00:06
1.70	I-435 North	Continue Straight on KS-10	9.30	00:08
27.10	KS-10 West	Turn right onto KS-10	36.40	00:37
0.10	KS-10	Bear to the West onto US-40 [KS-10]	36.50	00:37
0.00	US-40 West	Turn South onto US-40 [US-59] [1300 RD]	36.50	00:37
0.10	US-40 South	Continue Straight on US-59 [1300 RD]	36.60	00:37
9.50	US-59 South	Bear to the right onto US-59	46.10	00:48
0.20	US-59	Turn right onto US-56 [300TH RD]	46.30	00:48
119.90	US-56 West	Turn right onto US-56	166.20	02:59
0.20	US-56	Turn West onto US-56	166.30	02:59
35.70	US-56 West	Continue Straight on US-81 BUS [US-56] [KANSAS AVE]	202.00	03:38
0.10	US-81 BUS West	Turn left onto I-135	202.20	03:38
0.20	I-135	Bear to the South onto I-135 [US-81]	202.40	03:38
30.00	I-135 South	Take Ramp [LEFT] toward I-135 WICHITA	232.40	04:04
19.50	I-135 South	Take Exit 10 toward KS-96 E/29TH ST	251.90	04:21
0.90	I-135	Bear to the East onto KS-96	252.80	04:21
9.40	KS-96 East	Continue Straight on KS-96	262.30	04:30
0.80	KS-96	Bear to the South onto I-35 [KANSAS TPKE]	263.10	04:30
8.50	I-35 South	Arrive at destination.	271.60	04:38
		[Trip Destination]		

Final Destination: I-35, 4.7mi SW of Eastborough

3



K-TRIPS

TruckingKS

FAILURE TO READ AND FOLLOW ALL INFORMATION PROVIDED ON THIS PERMIT WILL RESULT IN REVOCATION OF THIS PERMIT



Kansas Oversize/Overweight Permit

Issued by the Central Permit Office
Kansas Dept. of Transportation
700 SW Harrison St., 13th Floor
Topeka, KS 66603

Permit Number: 22054102

USDOT Number: 594023

Issue Date: 08/19/2022 07:09 AM

Payment Date: 8/19/2022 7:09 AM



Axle:	1	2	3	4	5	6	7	8
Distances:		14'	50'	2'	5'	2'	2'	2'
Weights:	7000	7000	7000	7000	7000	7000	7000	7000

Permit Type:
Overdimension Oversize and/or
Overweight

Effective Date:
08/22/2022

Expiration Date:
08/28/2022

Fee:
\$40.00

Total Permit Fee: \$40.00

Permit Issued To:
CMH TRANSPORT INC
5000 CLAYTON ROAD
MARYVILLE, TN 37804

Permit Requested By:

Company Contact:

Jay Carter

Requestor Phone: 256-347-4404

Permitted Vehicle:
VIN: 3ALHGEDV2KDKK8386
Vehicle Make: FREIGHTLINER

Unit Number: 19-8386
KSRGVW: 80000
Model Year: 2019

Vehicle Type: TT
State / Plate: TN J1306HY

Detour all construction and low overhead structures; proof of insurance is required. This permit is granted subject to all Kansas Statutes Annotated and the Rules and Regulations of the Kansas Department of Transportation, the Kansas Department of Revenue, the Kansas Corporation Commission, and the Federal Motor Carrier Rules and Regulations. Call 511 for Kansas weather and road conditions.



K-TRIPS

TruckingKS

Permit Special Items Required

Any portion of the route on county roads or city streets will require approval and/or permitting by the appropriate local authority. The Motor Carrier shall have full responsibility for contacting the local authority prior to the move, obtaining their approval and a valid permit, if required.

Permit Condition List

Special Conditions

Prior to moving the load, the carrier shall coordinate any special utility and railroad requirements with any utilities and railroads encountered on the route. If overhead utilities, or railroad crossing, or signaled cantilevers, or locally owned overhead traffic signals need to be moved, the carrier shall contact all utilities or railroads or local authorities prior to moving.

Travel - Overwidth and/or overlength loads shall not be transported when visibility is less than one-half mile, or when conditions of moderate to heavy rain, sleet, snow, fog, or smoke exist, or when highway surfaces are slippery due to ice, packed snow, or rain. Overweight loads shall not be transported when highway surfaces are slippery due to ice, packed snow, or rain.

CROSSING - The route does not include ANY travel on any state maintained highways not included in the route on this permit. This includes crossing state maintained highways.

ESCORT - Loads greater than fourteen feet (14) wide shall require escorts. Rear escort may be eliminated if a warning light is attached to the top of the towing vehicle and to the rear of each load, mounted no less than two feet (2), or more than eight feet (8) above the road surface. Unless specified otherwise on the permit, all superload and large structure movements require at least one front and at least one rear escort.

TIME RESTRICTIONS - The following time restrictions shall apply to all types of permits. Night movements shall be allowed for loads that are only overweight. Overwidth or overlength vehicles shall not operate during the time period from 30 minutes after sunset to 30 minutes before sunrise unless the secretary finds that an emergency exists, in which case a permit for nighttime movement may be issued for the special condition, as the secretary deems advisable. Carriers transporting oversize or overweight loads may move every day of the year, including holidays..

RAILROAD CROSSINGS - For incidents at railroad crossings, contact number posted on the Emergency Notification Sign at the crossing.

This permit does not allow through movements within the city limits of the following cities between the hours of 7:00 A.M. and 9:00 A.M. or 4:00 P.M. and 6:30 P.M., excluding weekends and recognized holidays. This restriction is in place only for loads that exceed legal length, width, and/or height dimensions. The cities include Kansas City, Lawrence, Leavenworth, Leawood, Lenexa, Olathe, Overland Park, Shawnee, Topeka, and Wichita. Pickups or deliveries originating in or destined for these cities are excluded from the time restriction for these cities. Contact the local authorities if traveling beyond the permitted route for local deliveries.

Vehicles accessing the Kansas Turnpike shall meet the applicable axle weights set by K.S.A. 8-1908. Maximum single axle weight = 20,000 pounds, maximum tandem axle weight = 34,000 pounds. Maximum GVW of 120,000 pounds. GVW shall meet the federal bridge formula and K.S.A. 8-1909.

Contact the K-TRIPS Office at 785-368-6501 or go to www.TruckingKS.org for questions.

Weather and Road Conditions: <http://www.kandrive.org> or call 1-866-511-KDOT

****The carrier is required to contact Lyon County at (620) 340-8220 if they will be exiting the State highway system to use local routes.****

****Overdimensional/Overweight trucks approaching the roundabout at the US-56, US-77, K-150 intersection must use the diamond-shaped truck bypass that is marked "Authorized Vehicles Only" in the proper direction of traffic. All overdimensional/overweight trucks are authorized to use the bypass.****

****KANSAS TURNPIKE - 140" WIDTH; FRIDAY - SUNDAY There is a 140" width limit affecting travel on the Kansas Turnpike Friday - Sunday.****

****Any vehicle or load using the KTA that exceeds 12 ft. in width must obtain pre-authorization. Please call (316) 682-4537 ext. 2214 to obtain the pre-authorization.****

Permitted Load:

Industry Code: Manufactured Housing

Origin: IH0435S;MO;South

Load: 112743

Destination: I-35, 4.7mi SW of Eastborough

Load Size:

Width: 16'

Permitted Weight: 56000

Height: 13' 6"

Length: 105'

Front Overhang: LEGAL

Rear Overhang: LEGAL



K-TRIPS



ROUTING AND SPECIAL INSTRUCTIONS

Origin: IH0435S;MO;South

Miles	Route	To	Distance	Est. Time
		[Trip Origin]		
7.10	I-435 North	Take Ramp toward I-435 W	7.10	00:06
0.50	I-435 North	Continue Straight on I-435	7.60	00:06
1.70	I-435 North	Continue Straight on KS-10	9.30	00:08
27.10	KS-10 West	Turn right onto KS-10	36.40	00:37
0.10	KS-10	Bear to the West onto US-40 [KS-10]	36.50	00:37
0.00	US-40 West	Turn South onto US-40 [US-59] [1300 RD]	36.50	00:37
0.10	US-40 South	Continue Straight on US-59 [1300 RD]	36.60	00:37
9.50	US-59 South	Bear to the right onto US-59	46.10	00:48
0.20	US-59	Turn right onto US-56 [300TH RD]	46.30	00:48
119.90	US-56 West	Turn right onto US-56	166.20	02:59
0.20	US-56	Turn West onto US-56	166.30	02:59
35.70	US-56 West	Continue Straight on US-81 BUS [US-56] [KANSAS AVE]	202.00	03:38
0.10	US-81 BUS West	Turn left onto I-135	202.20	03:38
0.20	I-135	Bear to the South onto I-135 [US-81]	202.40	03:38
30.00	I-135 South	Take Ramp [LEFT] toward I-135 WICHITA	232.40	04:04
19.50	I-135 South	Take Exit 10 toward KS-96 E/29TH ST	251.90	04:21
0.90	I-135	Bear to the East onto KS-96	252.80	04:21
9.40	KS-96 East	Continue Straight on KS-96	262.30	04:30
0.80	KS-96	Bear to the South onto I-35 [KANSAS TPKE]	263.10	04:30
8.50	I-35 South	Arrive at destination.	271.60	04:38
		[Trip Destination]		

Final Destination: I-35, 4.7mi SW of Eastborough



K-TRIPS



FAILURE TO READ AND FOLLOW ALL INFORMATION PROVIDED ON THIS PERMIT WILL RESULT IN REVOCATION OF THIS PERMIT



Kansas Oversize/Overweight Permit

Issued by the Central Permit Office
Kansas Dept. of Transportation
700 SW Harrison St., 13th Floor
Topeka, KS 66603

Permit Number: 22054103

USDOT Number: 594023

Issue Date: 08/19/2022 07:09 AM

Payment Date: 8/19/2022 7:09 AM



Axle:	1	2	3	4	5	6	7	8
Distances:		14'	50'	2'	5'	2'	2'	2'
Weights:	7000	7000	7000	7000	7000	7000	7000	7000

Permit Type:
Overdimension Oversize and/or
Overweight

Effective Date:
08/22/2022

Expiration Date:
08/28/2022

Fee:
\$40.00

Total Permit Fee: \$40.00

Permit Issued To:
CMH TRANSPORT INC
5000 CLAYTON ROAD
MARYVILLE, TN 37804

Permit Requested By:

Company Contact:

Jay Carter

Requestor Phone: 256-347-4404

Permitted Vehicle:
VIN: 3ALHGEDV3JDJU8173
Vehicle Make: FREIGHTLINER

Unit Number: 18-8173
KSRGVW: 80000
Model Year: 2018

Vehicle Type: TT
State / Plate: TN H3962HY

Detour all construction and low overhead structures; proof of insurance is required. This permit is granted subject to all Kansas Statutes Annotated and the Rules and Regulations of the Kansas Department of Transportation, the Kansas Department of Revenue, the Kansas Corporation Commission, and the Federal Motor Carrier Rules and Regulations. Call 511 for Kansas weather and road conditions.



K-TRIPS

TruckingKS

Permit Special Items Required

Any portion of the route on county roads or city streets will require approval and/or permitting by the appropriate local authority. The Motor Carrier shall have full responsibility for contacting the local authority prior to the move, obtaining their approval and a valid permit, if required.

Permit Condition List

Special Conditions

Prior to moving the load, the carrier shall coordinate any special utility and railroad requirements with any utilities and railroads encountered on the route. If overhead utilities, or railroad crossing, or signaled cantilevers, or locally owned overhead traffic signals need to be moved, the carrier shall contact all utilities or railroads or local authorities prior to moving.

Travel - Overwidth and/or overlength loads shall not be transported when visibility is less than one-half mile, or when conditions of moderate to heavy rain, sleet, snow, fog, or smoke exist, or when highway surfaces are slippery due to ice, packed snow, or rain. Overweight loads shall not be transported when highway surfaces are slippery due to ice, packed snow, or rain.

CROSSING - The route does not include ANY travel on any state maintained highways not included in the route on this permit. This includes crossing state maintained highways.

ESCORT - Loads greater than fourteen feet (14) wide shall require escorts. Rear escort may be eliminated if a warning light is attached to the top of the towing vehicle and to the rear of each load, mounted no less than two feet (2), or more than eight feet (8) above the road surface. Unless specified otherwise on the permit, all superload and large structure movements require at least one front and at least one rear escort.

TIME RESTRICTIONS - The following time restrictions shall apply to all types of permits. Night movements shall be allowed for loads that are only overweight. Overwidth or overlength vehicles shall not operate during the time period from 30 minutes after sunset to 30 minutes before sunrise unless the secretary finds that an emergency exists, in which case a permit for nighttime movement may be issued for the special condition, as the secretary deems advisable. Carriers transporting oversize or overweight loads may move every day of the year, including holidays..

RAILROAD CROSSINGS - For incidents at railroad crossings, contact number posted on the Emergency Notification Sign at the crossing.

This permit does not allow through movements within the city limits of the following cities between the hours of 7:00 A.M. and 9:00 A.M. or 4:00 P.M. and 6:30 P.M., excluding weekends and recognized holidays. This restriction is in place only for loads that exceed legal length, width, and/or height dimensions. The cities include Kansas City, Lawrence, Leavenworth, Leawood, Lenexa, Olathe, Overland Park, Shawnee, Topeka, and Wichita. Pickups or deliveries originating in or destined for these cities are excluded from the time restriction for these cities. Contact the local authorities if traveling beyond the permitted route for local deliveries.

Vehicles accessing the Kansas Turnpike shall meet the applicable axle weights set by K.S.A. 8-1908. Maximum single axle weight = 20,000 pounds, maximum tandem axle weight = 34,000 pounds. Maximum GVW of 120,000 pounds. GVW shall meet the federal bridge formula and K.S.A. 8-1909.

Contact the K-TRIPS Office at 785-368-6501 or go to www.TruckingKS.org for questions.

Weather and Road Conditions: <http://www.kandrive.org> or call 1-866-511-KDOT

The carrier is required to contact Lyon County at (620) 340-8220 if they will be exiting the State highway system to use local routes.

Overdimensional/Overweight trucks approaching the roundabout at the US-56, US-77, K-150 intersection must use the diamond-shaped truck bypass that is marked "Authorized Vehicles Only" in the proper direction of traffic. All overdimensional/overweight trucks are authorized to use the bypass.

KANSAS TURNPIKE - 140' WIDTH; FRIDAY - SUNDAY There is a 140' width limit affecting travel on the Kansas Turnpike Friday - Sunday.

Any vehicle or load using the KTA that exceeds 12 ft. in width must obtain pre-authorization. Please call (316) 682-4537 ext. 2214 to obtain the pre-authorization.

Permitted Load:

Industry Code: Manufactured Housing

Origin: IH0435S;MO;South

Load: 112742

Destination: I-35, 4.7mi SW of Eastborough

Load Size:

Width: 16'

Permitted Weight: 56000

Height: 13' 6"

Length: 105'

Front Overhang: LEGAL

Rear Overhang: LEGAL



K-TRIPS

ROUTING AND SPECIAL INSTRUCTIONS

Origin: IH0435S;MO;South

Miles	Route	To	Distance	Est. Time
		[Trip Origin]		
7.10	I-435 North	Take Ramp toward I-435 W	7.10	00:06
0.50	I-435 North	Continue Straight on I-435	7.60	00:06
1.70	I-435 North	Continue Straight on KS-10	9.30	00:08
27.10	KS-10 West	Turn right onto KS-10	36.40	00:37
0.10	KS-10	Bear to the West onto US-40 [KS-10]	36.50	00:37
0.00	US-40 West	Turn South onto US-40 [US-59] [1300 RD]	36.50	00:37
0.10	US-40 South	Continue Straight on US-59 [1300 RD]	36.60	00:37
9.50	US-59 South	Bear to the right onto US-59	46.10	00:48
0.20	US-59	Turn right onto US-56 [300TH RD]	46.30	00:48
119.90	US-56 West	Turn right onto US-56	166.20	02:59
0.20	US-56	Turn West onto US-56	166.30	02:59
35.70	US-56 West	Continue Straight on US-81 BUS [US-56] [KANSAS AVE]	202.00	03:38
0.10	US-81 BUS West	Turn left onto I-135	202.20	03:38
0.20	I-135	Bear to the South onto I-135 [US-81]	202.40	03:38
30.00	I-135 South	Take Ramp [LEFT] toward I-135 WICHITA	232.40	04:04
19.50	I-135 South	Take Exit 10 toward KS-96 E/29TH ST	251.90	04:21
0.90	I-135	Bear to the East onto KS-96	252.80	04:21
9.40	KS-96 East	Continue Straight on KS-96	262.30	04:30
0.80	KS-96	Bear to the South onto I-35 [KANSAS TPKE]	263.10	04:30
8.50	I-35 South	Arrive at destination.	271.60	04:38
		[Trip Destination]		

Final Destination: I-35, 4.7mi SW of Eastborough

5



K-TRIPS



FAILURE TO READ AND FOLLOW ALL INFORMATION PROVIDED ON THIS PERMIT WILL RESULT IN REVOCATION OF THIS PERMIT



Kansas Oversize/Overweight Permit

Issued by the Central Permit Office
Kansas Dept. of Transportation
700 SW Harrison St., 13th Floor
Topeka, KS 66603

Permit Number: 22054104

USDOT Number: 594023

Issue Date: 08/19/2022 07:09 AM

Payment Date: 8/19/2022 7:09 AM



Axle:	1	2	3	4	5	6	7	8
Distances:		14'	50'	2'	5'	2'	2'	2'
Weights:	7000	7000	7000	7000	7000	7000	7000	7000

Permit Type:
Overdimension Oversize and/or
Overweight

Effective Date:
08/22/2022

Expiration Date:
08/28/2022
Total Permit Fee:

Fee:
\$40.00
\$40.00

Permit Issued To:
CMH TRANSPORT INC
5000 CLAYTON ROAD
MARYVILLE, TN 37804

Permit Requested By:

Company Contact:

Jay Carter

Requestor Phone: 256-347-4404

Permitted Vehicle:
VIN: 1FVHGEFG1JLJL9719
Vehicle Make: FREIGHTLINER

Unit Number: 18-9719
KSRGVW: 80000
Model Year: 2018

Vehicle Type: TT
State / Plate: TN G5330HY

Detour all construction and low overhead structures; proof of insurance is required. This permit is granted subject to all Kansas Statutes Annotated and the Rules and Regulations of the Kansas Department of Transportation, the Kansas Department of Revenue, the Kansas Corporation Commission, and the Federal Motor Carrier Rules and Regulations. Call 511 for Kansas weather and road conditions.



K-TRIPS

TruckingKS

Permit Special Items Required

Any portion of the route on county roads or city streets will require approval and/or permitting by the appropriate local authority. The Motor Carrier shall have full responsibility for contacting the local authority prior to the move, obtaining their approval and a valid permit, if required.

Permit Condition List

Special Conditions

Prior to moving the load, the carrier shall coordinate any special utility and railroad requirements with any utilities and railroads encountered on the route. If overhead utilities, or railroad crossing, or signaled cantilevers, or locally owned overhead traffic signals need to be moved, the carrier shall contact all utilities or railroads or local authorities prior to moving.

Travel - Overwidth and/or overlength loads shall not be transported when visibility is less than one-half mile, or when conditions of moderate to heavy rain, sleet, snow, fog, or smoke exist, or when highway surfaces are slippery due to ice, packed snow, or rain. Overweight loads shall not be transported when highway surfaces are slippery due to ice, packed snow, or rain.

CROSSING - The route does not include ANY travel on any state maintained highways not included in the route on this permit. This includes crossing state maintained highways.

ESCORT - Loads greater than fourteen feet (14) wide shall require escorts. Rear escort may be eliminated if a warning light is attached to the top of the towing vehicle and to the rear of each load, mounted no less than two feet (2), or more than eight feet (8) above the road surface. Unless specified otherwise on the permit, all superload and large structure movements require at least one front and at least one rear escort.

TIME RESTRICTIONS - The following time restrictions shall apply to all types of permits. Night movements shall be allowed for loads that are only overweight. Overwidth or overlength vehicles shall not operate during the time period from 30 minutes after sunset to 30 minutes before sunrise unless the secretary finds that an emergency exists, in which case a permit for nighttime movement may be issued for the special condition, as the secretary deems advisable. Carriers transporting oversize or overweight loads may move every day of the year, including holidays..

RAILROAD CROSSINGS - For incidents at railroad crossings, contact number posted on the Emergency Notification Sign at the crossing.

This permit does not allow through movements within the city limits of the following cities between the hours of 7:00 A.M. and 9:00 A.M. or 4:00 P.M. and 6:30 P.M., excluding weekends and recognized holidays. This restriction is in place only for loads that exceed legal length, width, and/or height dimensions. The cities include Kansas City, Lawrence, Leavenworth, Leawood, Lenexa, Olathe, Overland Park, Shawnee, Topeka, and Wichita. Pickups or deliveries originating in or destined for these cities are excluded from the time restriction for these cities. Contact the local authorities if traveling beyond the permitted route for local deliveries.

Vehicles accessing the Kansas Turnpike shall meet the applicable axle weights set by K.S.A. 8-1908. Maximum single axle weight = 20,000 pounds, maximum tandem axle weight = 34,000 pounds. Maximum GVW of 120,000 pounds. GVW shall meet the federal bridge formula and K.S.A. 8-1909.

Contact the K-TRIPS Office at 785-368-6501 or go to www.TruckingKS.org for questions.

Weather and Road Conditions: <http://www.kandrive.org> or call 1-866-511-KDOT

****The carrier is required to contact Lyon County at (620) 340-8220 if they will be exiting the State highway system to use local routes.****

****Overdimensional/Overweight trucks approaching the roundabout at the US-56 , US-77, K-150 intersection must use the diamond-shaped truck bypass that is marked "Authorized Vehicles Only" in the proper direction of traffic. All overdimensional/overweight trucks are authorized to use the bypass.****

****KANSAS TURNPIKE - 140" WIDTH; FRIDAY - SUNDAY**There is a 140" width limit affecting travel on the Kansas Turnpike Friday - Sunday.**

****Any vehicle or load using the KTA that exceeds 12 ft. in width must obtain pre-authorization. Please call (316) 682-4537 ext. 2214 to obtain the pre-authorization.****

Permitted Load:

Industry Code: Manufactured Housing

Origin: IH0435S;MO;South

Load: 112741

Destination: I-35, 4.7mi SW of Eastborough

Load Size:

Width: 16'

Permitted Weight: 56000

Height: 13' 6"

Length: 105'

Front Overhang: LEGAL

Rear Overhang: LEGAL



K-TRIPS



ROUTING AND SPECIAL INSTRUCTIONS

Origin: IH0435S;MO;South

Miles	Route	To	Distance	Est. Time
		[Trip Origin]		
7.10	I-435 North	Take Ramp toward I-435 W	7.10	00:06
0.50	I-435 North	Continue Straight on I-435	7.60	00:06
1.70	I-435 North	Continue Straight on KS-10	9.30	00:08
27.10	KS-10 West	Turn right onto KS-10	36.40	00:37
0.10	KS-10	Bear to the West onto US-40 [KS-10]	36.50	00:37
0.00	US-40 West	Turn South onto US-40 [US-59] [1300 RD]	36.50	00:37
0.10	US-40 South	Continue Straight on US-59 [1300 RD]	36.60	00:37
9.50	US-59 South	Bear to the right onto US-59	46.10	00:48
0.20	US-59	Turn right onto US-56 [300TH RD]	46.30	00:48
119.90	US-56 West	Turn right onto US-56	166.20	02:59
0.20	US-56	Turn West onto US-56	166.30	02:59
35.70	US-56 West	Continue Straight on US-81 BUS [US-56] [KANSAS AVE]	202.00	03:38
0.10	US-81 BUS West	Turn left onto I-135	202.20	03:38
0.20	I-135	Bear to the South onto I-135 [US-81]	202.40	03:38
30.00	I-135 South	Take Ramp [LEFT] toward I-135 WICHITA	232.40	04:04
19.50	I-135 South	Take Exit 10 toward KS-96 E/29TH ST	251.90	04:21
0.90	I-135	Bear to the East onto KS-96	252.80	04:21
9.40	KS-96 East	Continue Straight on KS-96	262.30	04:30
0.80	KS-96	Bear to the South onto I-35 [KANSAS TPKE]	263.10	04:30
8.50	I-35 South	Arrive at destination.	271.60	04:38
		[Trip Destination]		

Final Destination: I-35, 4.7mi SW of Eastborough