



File COPY

Wichita-Sedgwick County Metropolitan Area Planning Department

December 3, 2019

Center for Change
Attn: Dr. Greg Lakin
933 N. Topeka Avenue
Wichita, KS 67214

Nu-Line Signs LLC
Attn: Karie Kerr
3310 W. Central Avenue
Wichita, KS 67203

RE: BZA2019-00042: City Sign Code Administrative Adjustment to allow two electronic message signs boards for a medical office on property zoned B Multi-Family

Legal Description: LOTS 1, 2, 3, 4 & 5, THE ELITE ADDITION, Wichita, Sedgwick County, Kansas. Generally located one block east of North Broadway Avenue and two blocks north of East Murdock Avenue (933 N. Topeka)

Dear Applicants:

We have reviewed your request for a Sign Code Adjustment to permit two electronic message board wall signs on the aforementioned property. From reviewing your application, we understand that you propose to install two wall signs with LED components that are 25 square feet each.

Section 24.04.251.i of the Sign Code allows an adjustment for an electronic message sign in "B" Multi-Family Residential zoning district. We find that allowing the two wall signs with an electronic message board as proposed meets the three conditions required by Section 24.04.251.6 of the Sign Code as set out below:

- 1) Impact on existing uses in surrounding areas: Existing uses in the surrounding area are single-family residences on TF-3 Two-Family Residential zoned districts to the north, east, and south of the subject property. B Multi-Family and TF-3 residential zoning districts are located west of the subject site.
- 2) Compatibility with existing or permitted uses on abutting sites: Allowing two wall signs with LED components that are 25 square feet each in B Multi-Family zoning district will not negatively affect surrounding uses, as the copy and graphics changes will be restricted to one change per second or slower.


- 3) Effect on public health, safety or welfare: There will be no encroachment into public right-of-way or easements; there should be no impact on the public health, safety or welfare, nor will properties or improvements in the vicinity be materially injured.

Our signatures below indicate that a Sign Code Adjustment to permit an electronic message sign for the aforementioned property is hereby **GRANTED**, subject to the following conditions:

- 1) The administrative adjustment is for two wall signs with LED components that do not exceed 25 square feet each; all signage on the site shall otherwise conform to the Sign Code unless a separate adjustment or variance is approved.
- 2) The sign shall be in conformance with the approved elevation and site plan. The sign shall be permitted and installed within one year from the date of approval.
- 3) The sign shall not make copy or graphics changes faster than once per second.
- 4) Portable signage shall not be permitted on the subject property.
- 5) If the Zoning Administrator finds that there is a violation of any of the conditions of the Sign Code Adjustment, the Zoning Administrator, in addition to enforcing the other remedies set forth in the Sign Code, may, with the concurrence of the Planning Director, declare that the Sign Adjustment is null and void.

The development application sign should now be removed from the property.




Dale Miller, Director
Metropolitan Area Planning Department


Scott Knebel, Zoning Administrator
Metropolitan Area Planning Department

cc: MABCD
Cindy Claycomb, CM District VI
Ana Lopez, CSR District VI

SITE PLAN

APPROVED 12/3/19 BY *blmoran*



| Product Description: | Flex16 FS | Full Color LED | RGB | Number of Faces: 2 | |
|----------------------|-----------|---------------------|-------|--------------------|-------------------------------------|
| Pixel Matrix Height | 64 | Display Area Height | 3.36' | 40.32" | Total Display Area (sq. ft.) 29.15' |
| Pixel Matrix Width | 144 | Display Area Width | 7.56' | 90.71" | Cabinet Depth 7.31" |
| Pixel Pitch | 16mm | Cabinet Area Heigl | 3.69' | 44.32" | Weight per face (lb.) 364.95 |
| Est. NIT Rating | 15,000 | Cabinet Area Widdl | 7.89' | 94.71" | Total pixels per Face 9,216 |

| Electrical Service | Suggested Service Installation | | Energy Consumption | |
|-----------------------------------------------------------------------------------------------------------------|--------------------------------|--------------------------------------------------------------------------------------------------------------------------------------------------------------------------------|--------------------|-----------------------------------|
| AC Power | 110 v. | Circuits Per Face | 2 | Estimated Max Watts 3,846 |
| Estimated Avg. Amps | 20 | Total Circuits Per Project | 4 | Estimated Avg. Watts 1,557 |
| Total Max Amps | 59 | <i>Project planning guideline, as outlined above, represents maximum requirement. Each Circuit will not exceed 16 Amps. Contact NEXT LED for detailed electrical drawings.</i> | | Electric Rate Per kWh \$0.07 |
| 220 volt available; adjust amp estimates accordingly. Refer to owner's manual for details on electrical wiring. | | | | Estimated Daily Cost of Operation |