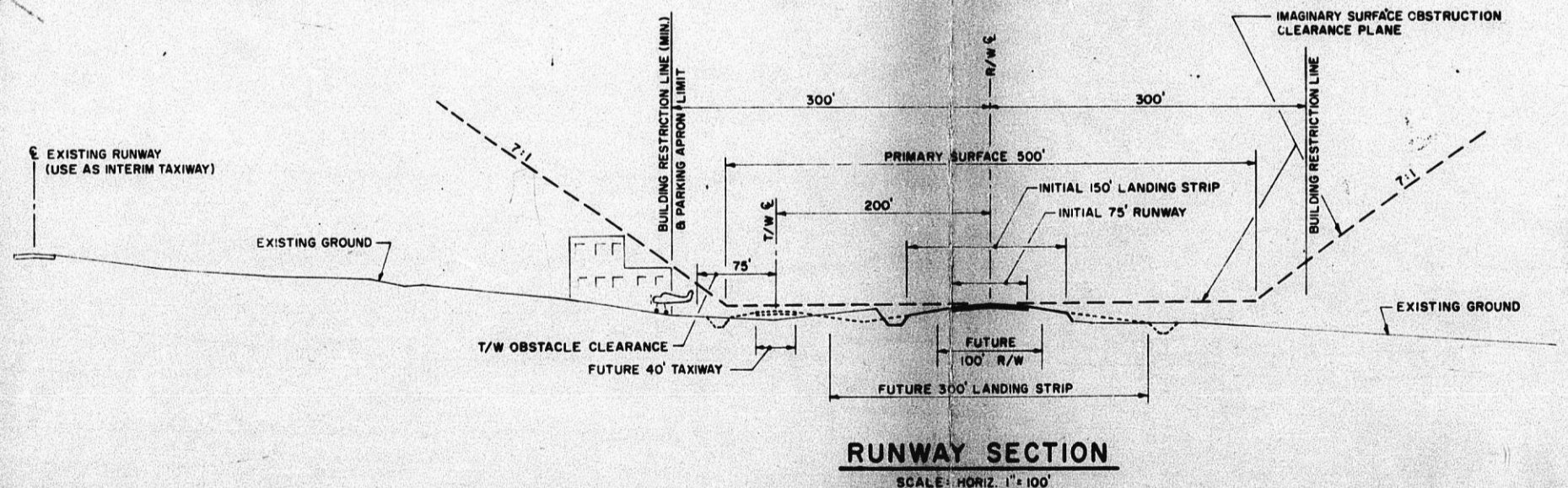
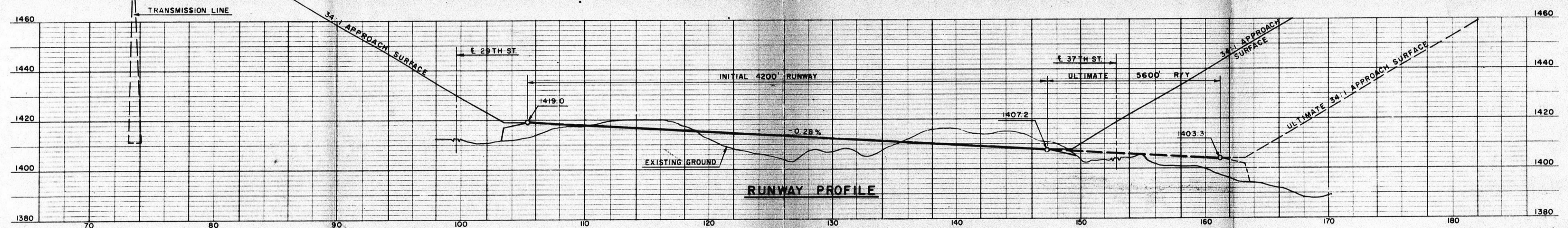



CU-178

DESIGN BY ECC	WICHITA	KANSAS
DR. BY REL		
CK. BY		
DATE		
JOB NO. 078-039	SCHEMATIC PLAN PROPOSED COMOTARA AIRPARK	
	VAN DOREN-HAZARD-STALLINGS ENGINEERS-ARCHITECTS . . . TOPEKA, KANSAS	SHEET 2 OF 3



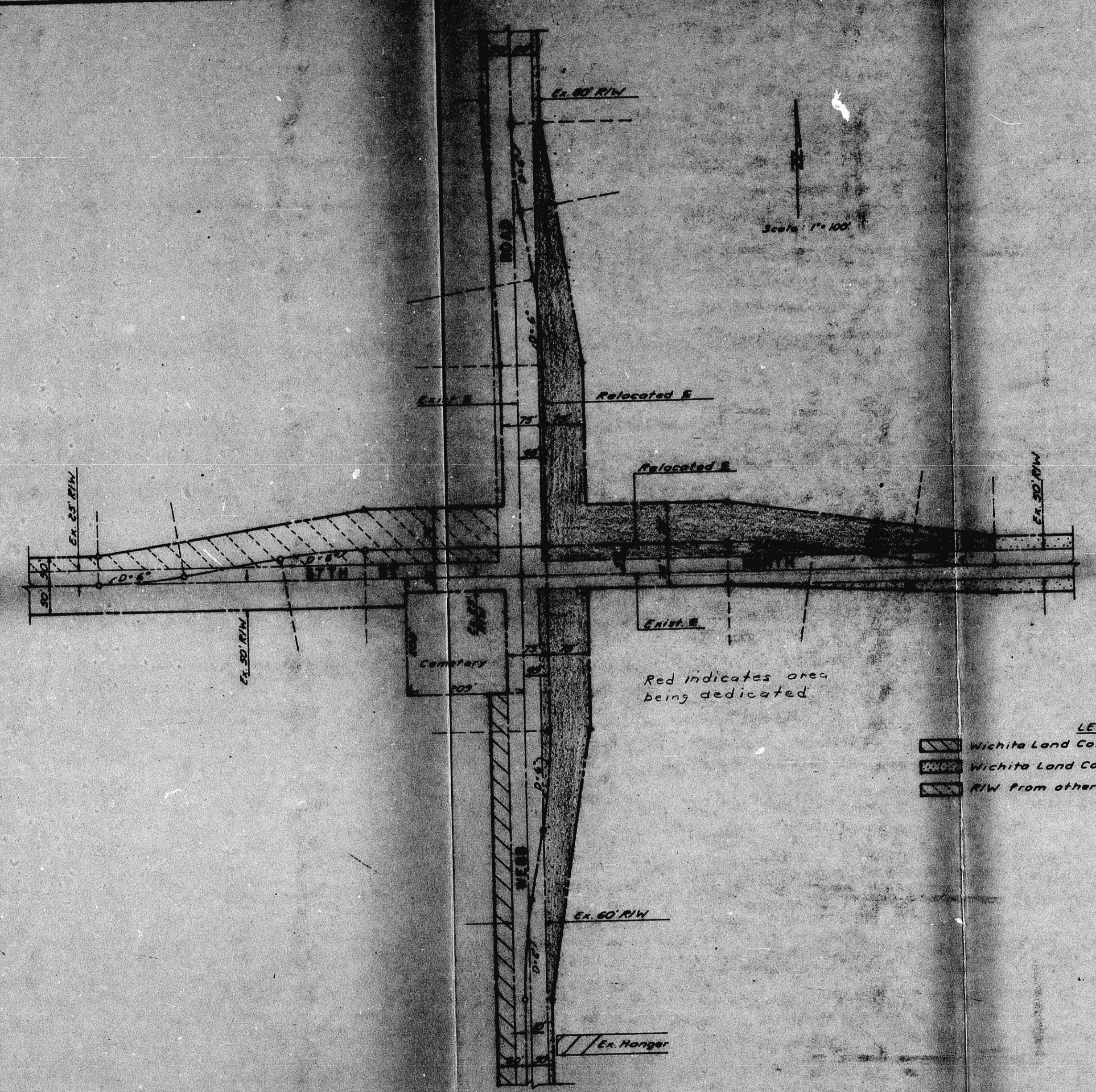
RUNWAY SECTION
SCALE: HORIZ. 1" = 100'
VERT. 1" = 20'

COPY COPY
TOP SECRET


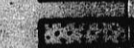

CU-178

DESIGN	WCD	COMOTARA
DR. BY	JEL	
CK. BY		
DATE		
JOB NO.	072-099	
WICHITA		KANSAS
SCHEMATIC PLAN		
PROPOSED		
COMOTARA AIRPARK		
VAN DOREN-HAZARD-STALLINGS		SHEET 2
ENGINEERS-ARCHITECTS . . . TOPEKA, KANSAS		OF 3

CU-177

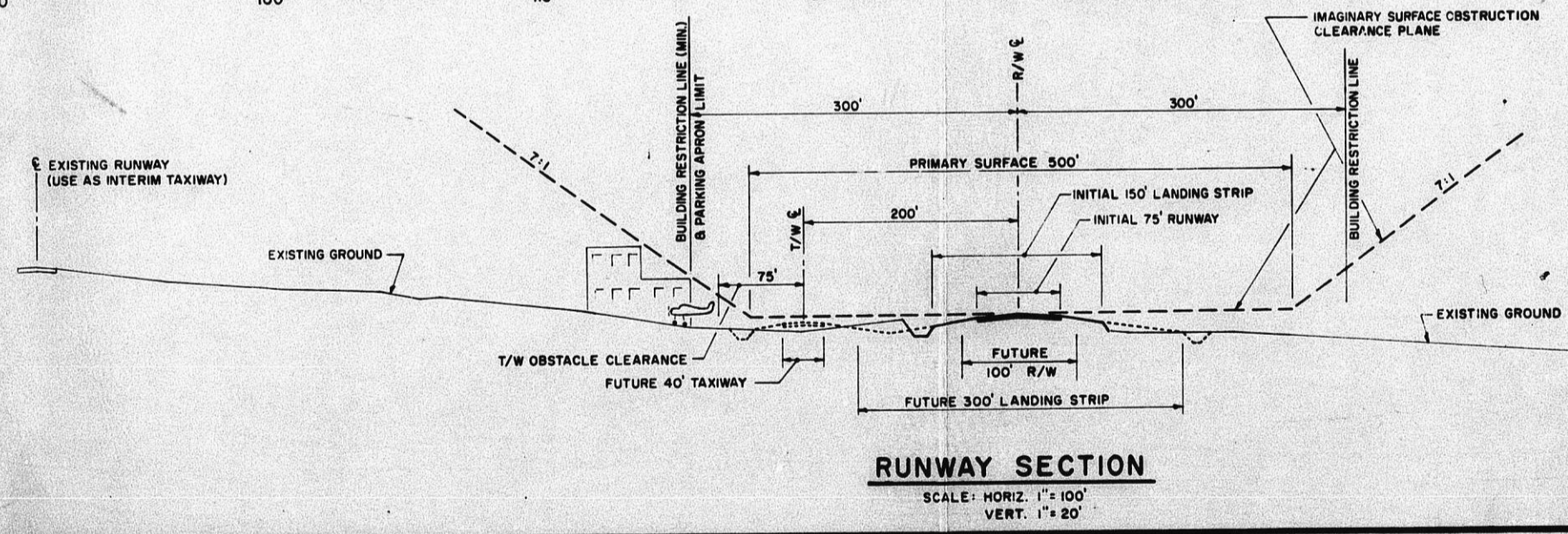
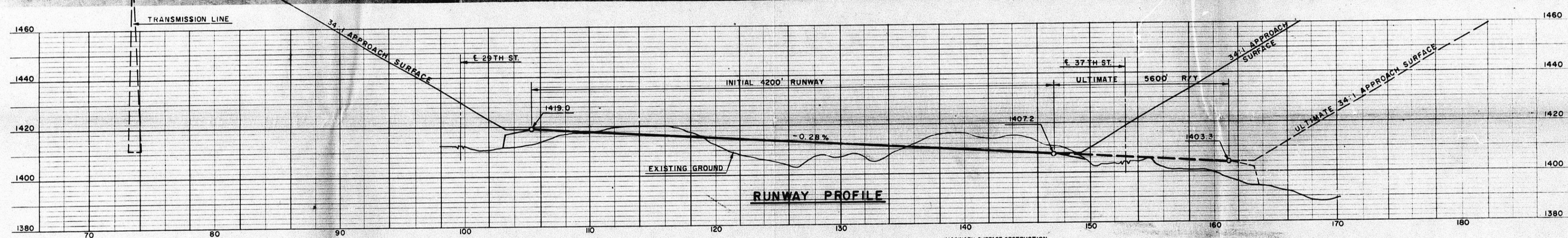



Red indicates area being dedicated

- LEGEND**
-  Wichita Land Co. R/W by platting
 -  Wichita Land Co. R/W by separate instrument
 -  R/W from others by separate instrument

CU-178

DESIGN		PROPOSED RELOCATION OF 37TH ST. NORTH & WEBB RD. INTERSECTION	SHEET
DR. BY			
CK. BY			
DATE			
JOB NO.		VAN DOREN-HAZARD-STALLINGS ENGINEERS-ARCHITECTS ••• TOPEKA, KANSAS	
		OF	



CU-178	
COMOTARA	
DESIGN WCD	KANSAS
DR. BY JL	WICHITA
CK. BY	
DATE	
JOB NO. 072-059	SCHEMATIC PLAN PROPOSED COMOTARA AIRPARK
VAN DOREN-HAZARD-STALLINGS ENGINEERS-ARCHITECTS . . . TOPEKA, KANSAS	
	SHEET 2 OF 3