

GENERAL PLANTING NOTES

- PRIOR TO BEGINNING ANY WORK ON THE SITE, THE CONTRACTOR SHALL CONTACT THE OFFICE OF THE OWNER AND THE ARCHITECT/LANDSCAPE ARCHITECT FOR SPECIFIC INSTRUCTIONS RELEVANT TO THE SEQUENCING OF WORK.
- LANDSCAPE CONTRACTOR SHALL PROVIDE ALL LABOR, MATERIALS AND SERVICE NECESSARY TO FURNISH AND INSTALL PLANTINGS AS SPECIFIED HEREIN AND AS SHOWN ON THESE PLANS.
- NO MATERIAL SUBSTITUTIONS SHALL BE MADE WITHOUT THE OWNER'S APPROVAL. ALTERNATE MATERIALS OF SIMILAR SIZE AND CHARACTER MAY BE CONSIDERED IF SPECIFIED PLANT MATERIALS CANNOT BE OBTAINED. LANDSCAPE ARCHITECT RESERVES THE RIGHT TO REVISE PLANT LIST AS DEEMED NECESSARY.
- ALL PLANT LOCATIONS ARE APPROXIMATE, ADJUST AS NECESSARY TO AVOID CONFLICTS.
- QUANTITIES OF MATERIALS SHOWN ON THE PLANTING PLAN TAKE PRECEDENCE OVER QUANTITIES SHOWN ON THE PLANT MATERIAL SCHEDULE. LANDSCAPE CONTRACTOR SHALL BE RESPONSIBLE FOR VERIFYING ALL QUANTITIES ON THE PLANTING PLAN.
- CONTRACTOR SHALL LOCATE ALL UTILITIES BEFORE WORK. LOCATE EXACT UTILITY LOCATIONS BY CONTACTING THE LOCAL UTILITY LOCATOR SERVICE. THE CONTRACTOR WILL BE RESPONSIBLE FOR THE REPAIR OF ANY DAMAGE HE MAY CAUSE TO UTILITIES.
- GENERAL CONTRACTOR SHALL PROVIDE 4" OF TOPSOIL AT ALL SOD AND PLANTING AREAS. GRADE SHALL BE ADJUSTED FOR SOD THICKNESS. ALL FINISH GRADING SHALL BE PERFORMED BY THE LANDSCAPE CONTRACTOR.
- SOD/SEED TYPE SHALL BE LOCALLY AVAILABLE TALL FESCUE BLEND OR OTHER TURFGRASS RECOMMENDED FOR THIS AREA, PER OWNER. SOW SEED AT RECOMMENDED RATE FOR SOIL TYPES AND EXISTING COVERAGE.
- BACKFILL FOR PLANT EXCAVATIONS TO BE CLEAN NATURAL SOIL, EXCAVATED FROM PLANTING PITS MIXED WITH COMPOST AND WELL-ROTTED MANURE AT A RATIO OF THREE (3) PARTS SOIL TO ONE (1) PART COMPOST AND WELL-ROTTED MANURE.
- FERTILIZE ALL PLANTS WITH 6-10-4 COMMERCIAL FERTILIZER AS DIRECTED BY INSTRUCTIONS ON FERTILIZER.
- AFTER PLANTING IS COMPLETED, REPAIR INJURIES TO ALL PLANTS AS REQUIRED. LIMIT AMOUNT OF PRUNING TO A MINIMUM NECESSARY TO REMOVE DEAD OR INJURED TWIGS AND BRANCHES. PRUNE IN SUCH A MANNER AS NOT TO CHANGE NATURAL HABIT OR SHAPE OF PLANT. MAKE CUTS FLUSH, LEAVING NO STUBS.
- USE SHREDDED, HARDWOOD MULCH IN ALL PLANTING BEDS. LANDSCAPE CONTRACTOR TO PROVIDE SAMPLE TO LANDSCAPE ARCHITECT OR OWNER'S REPRESENTATIVE FOR APPROVAL.
- PLANTING BEDS RECEIVING SHREDDED, HARDWOOD MULCH ARE TO BE FREE OF WEEDS AND GRASS. TREAT BEDS WITH A PRE-EMERGENT HERBICIDE PRIOR TO MULCH PLACEMENT. APPLY IN ACCORDANCE WITH STANDARD TRADE PRACTICE.
- PLACE 4" MULCH IN AROUND ALL TREES PLANTED IN TURF AREAS. AREAS RECEIVING MULCH ARE TO BE FREE OF WEEDS AND GRASS.
- THE CONTRACTOR SHALL PROVIDE ALL WATER, WATERING DEVICES AND LABOR NEEDED TO IRRIGATE PLANT MATERIALS UNTIL ACCEPTANCE OF THE PROJECT'S PLANT MATERIALS. THE CONTRACTOR SHALL SUPPLY ENOUGH WATER TO MAINTAIN THE PLANT'S HEALTHY CONDITION.
- RE-ESTABLISH TURF IN AREAS DISTURBED BY GRADING OR UTILITY TRENCHING IN THE R.O.W.
- RE-ESTABLISH TURF IN ALL AREAS DISTURBED BY THE CONSTRUCTION PROCESS AND WITHIN THE LIMITS OF DISTURBANCE BY SEED, SOD OR PLANNED PLANTING AREAS, AS NOTED ON PLAN.
- REPORT ANY DISCREPANCIES IN THE PLANTING PLAN TO THE OWNER'S REPRESENTATIVE PRIOR TO STARTING CONSTRUCTION.

LANDSCAPE CODE CALCULATIONS

LANDSCAPED STREET YARD REQUIRED

E. Kellogg Drive: 260 LF x 10' = 2,600 SF Landscaped Street Yard Required
1,575 SF Landscaped Street Yard Provided (due to lack of space)

$2,600 / 500 = 5.2$ or say 6 Shade Trees Required
6 Shade Trees Provided

BUFFERS REQUIRED:

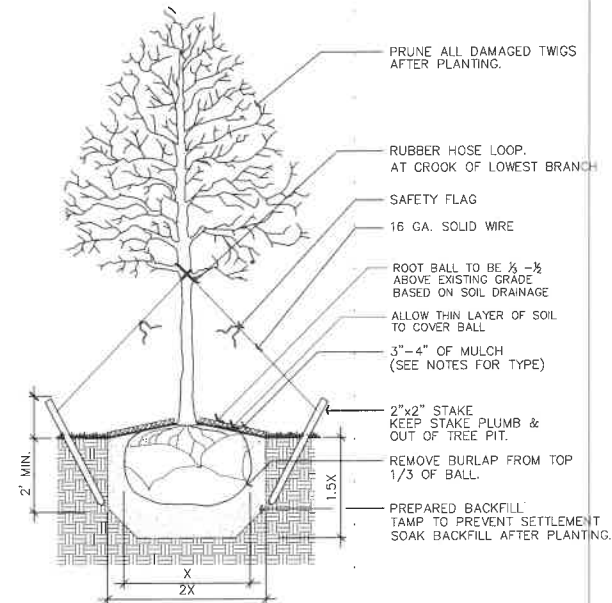
No Buffers Required

PARKING LOT SCREENING & LANDSCAPING

Required Parking Lot Trees: 11 Parking Stalls / 20' = .5 or say 1 Tree Required
(up to 1/2 of required street yard trees may be used)
1 Parking Lot Tree Provided

Parking Lot is screened with shrubs

UTILITIES SHOWN REPRESENT THE BEST INFORMATION AVAILABLE FOR DESIGN. ADDITIONAL UTILITIES MAY BE PRESENT ON THIS PROJECT. THE CONTRACTOR SHALL BE RESPONSIBLE FOR DETERMINING THE EXACT LOCATION, DEPTH AND SIZE OF ALL UNDERGROUND UTILITIES PRIOR TO CONSTRUCTION. THE CONTRACTOR SHALL BE LIABLE FOR ANY DAMAGE CAUSED BY THE FAILURE TO DO SO.

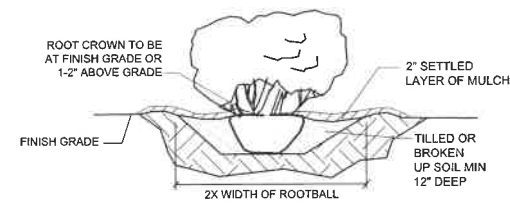


1 TREE PLANTING DETAIL

NO SCALE

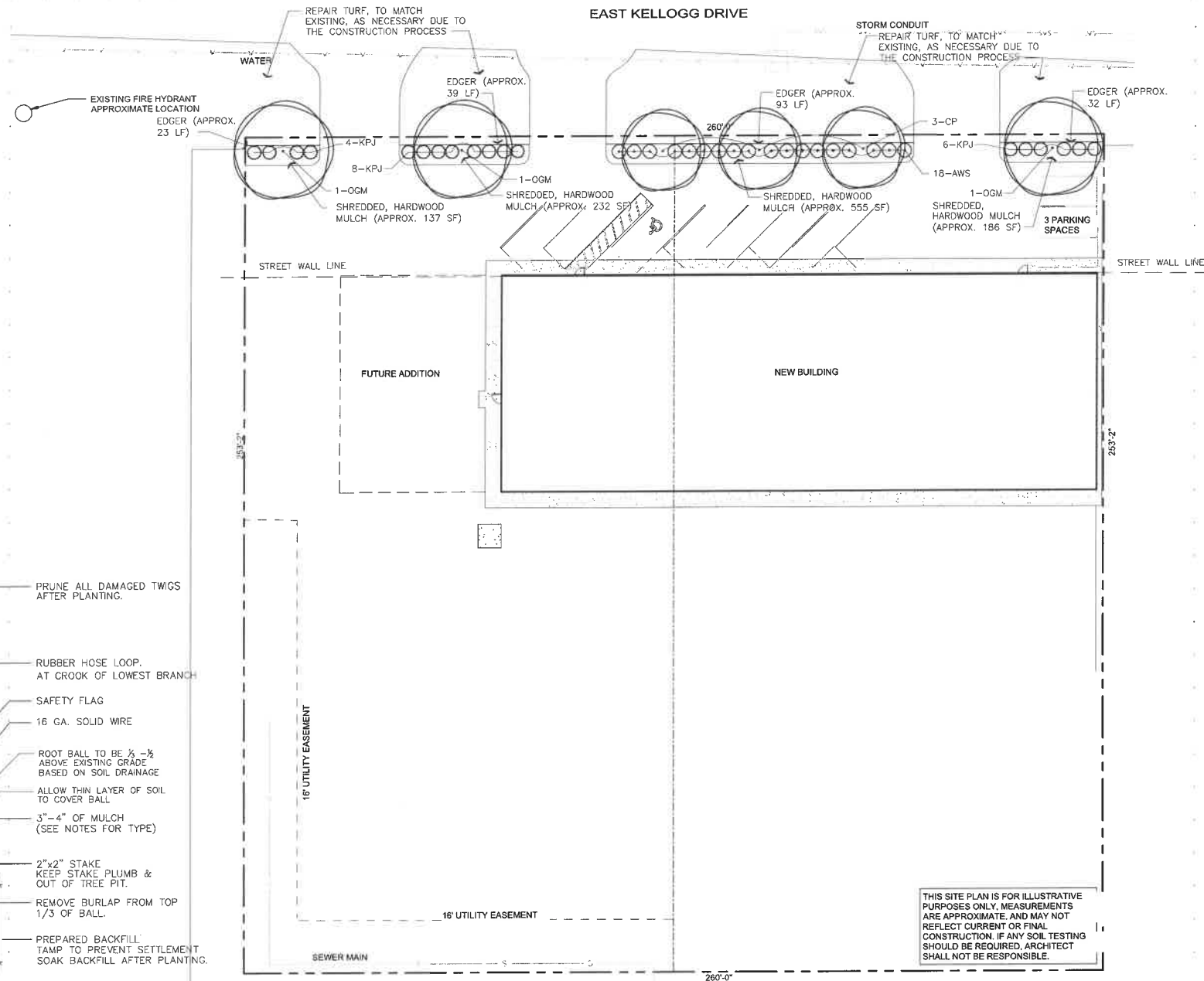
PLANT MATERIAL SCHEDULE

TAG	QTY.	COMMON NAME	BOTANICAL NAME	SIZE/REMARKS
SHADE TREES				
CP	3	Chinese Pistache	<i>Pistacia chinensis</i>	2" Cal.
OGM	3	October Glory Maple	<i>Acer rubrum</i> "October Glory"	2" Cal.
EVERGREEN SHRUBS				
KPJ	18	Kalloy Pfizer Juniper	<i>Juniperus pfitzeriana</i> "Kalloy's Compact"	3 Gal.
DECIDUOUS SHRUBS				
AWS	18	Anthony Waterer Spirea	<i>Spiraea japonica</i> "Anthony Waterer"	3 Gal.



2 SHRUB PLANTING DETAIL

NO SCALE



PLANTING PLAN

1" = 20'-0"

0 20' 40'



LANDSCAPE PLAN

APPROVED 6/13/25
DR-183

REDDI UNDERGROUND STORAGE
5927 E. Kellogg Drive
Wichita, Kansas

REV. DATE DESCRIPTION

SEAL

DESIGNED BY: TBI FABRA
ISSUE DATE: 6/12/25
CHECKED BY:

SEAL

SHEET NAME

LANDSCAPE PLAN

SHEET NUMBER

LS1.0