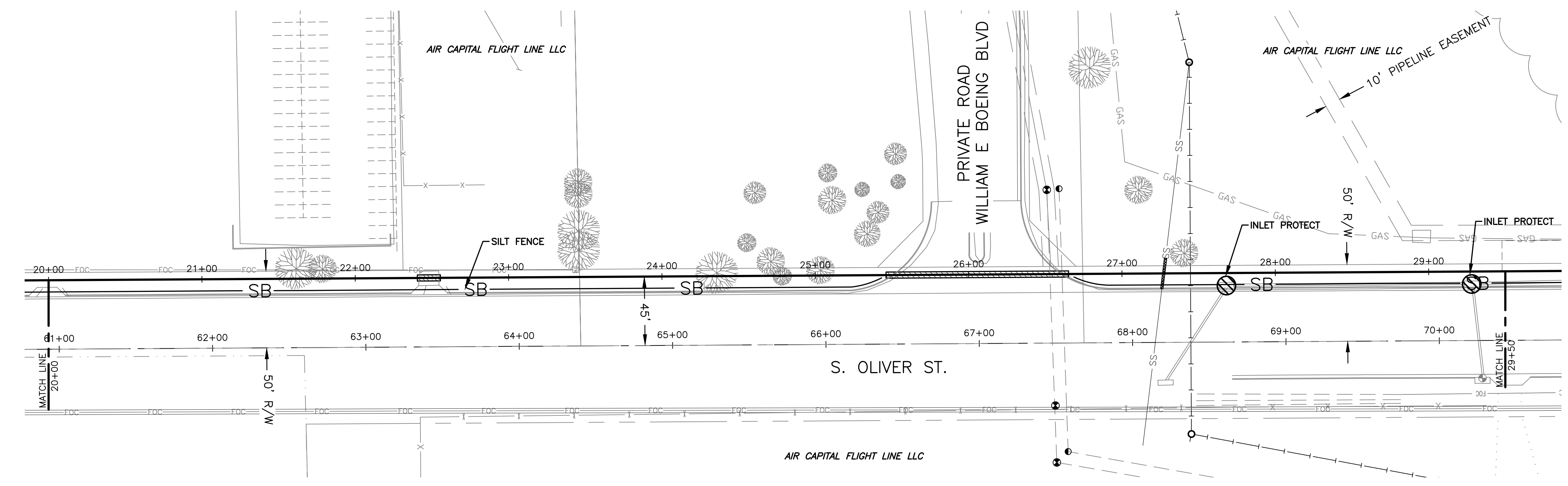
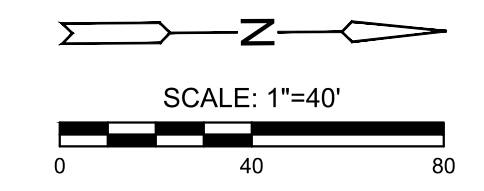
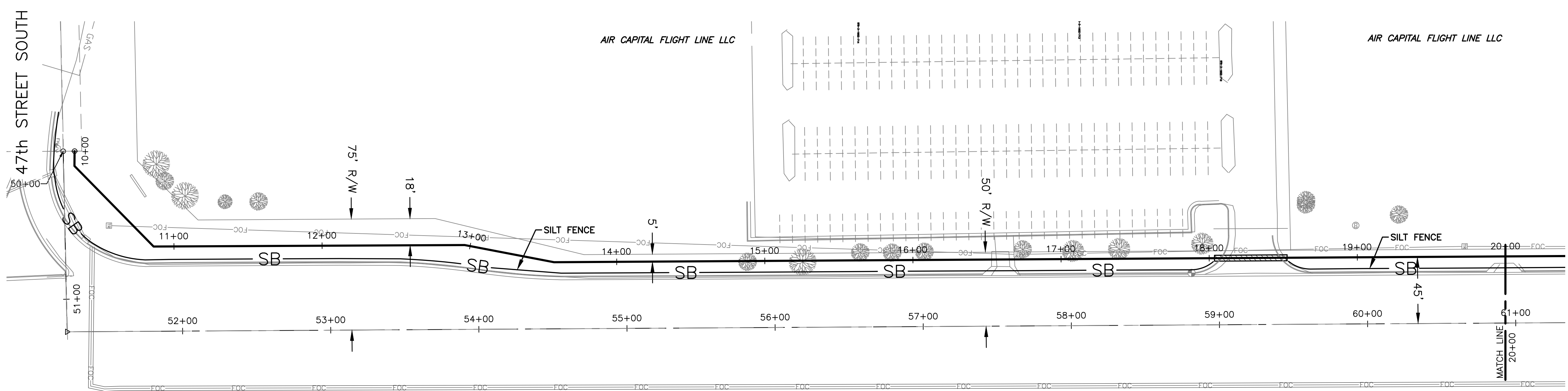


J:\PROJECTS\2021\2101010887\_ACFL\_SPIRIT MILITARY\00-210857\_CAD\SHETS\06-EROSION CONTROL.DWG  
 PLOTTED: Monday, June 15, 2025 @ 01:25:44  
 ©2025 IMEC ENGINEERING, INC. ALL RIGHTS RESERVED. WWW.IMEC.COM. THESE DRAWINGS AND THEIR CONTENTS, INCLUDING, BUT NOT LIMITED TO, ALL CONCEPTS, DESIGNS, & IDEAS ARE THE EXCLUSIVE PROPERTY OF IMEC ENGINEERING, INC. (IMEC), AND MAY NOT BE USED OR REPRODUCED IN ANY WAY WITHOUT THE EXPRESS CONSENT OF IMEC.



**LEGEND**

- PROP. WATER LINE
- CW — CHILLED WATER
- SS — SANITARY SEWER
- TELCO — TELCO
- 12KV — 12 KV
- G — GAS
- 480 V — 480 V
- FOC — FIBER OPTIC CABLE
- X — FENCE
- SB — SILT BARRIER
- ⊗ — INLET PROTECT

NOTE:  
SILT BARRIER MAY BE SILT FENCE  
OR STRAW WATTLE WHERE  
NECESSARY



WATER EXTENSION PLANS FOR  
**ACFL WATER EXTENSION**  
 WICHITA, KS

EROSION CONTROL SHEET 1

PROJECT NO.	210857		
SCALE	1"=40'		
DRAWN	DESIGNED	CHECKED	
KM	KM	DK	

NO.	REVISION	DATE

01 ISSUED FOR CONSTRUCTION 06/13/25

SHEET NO.  
13 OF 20