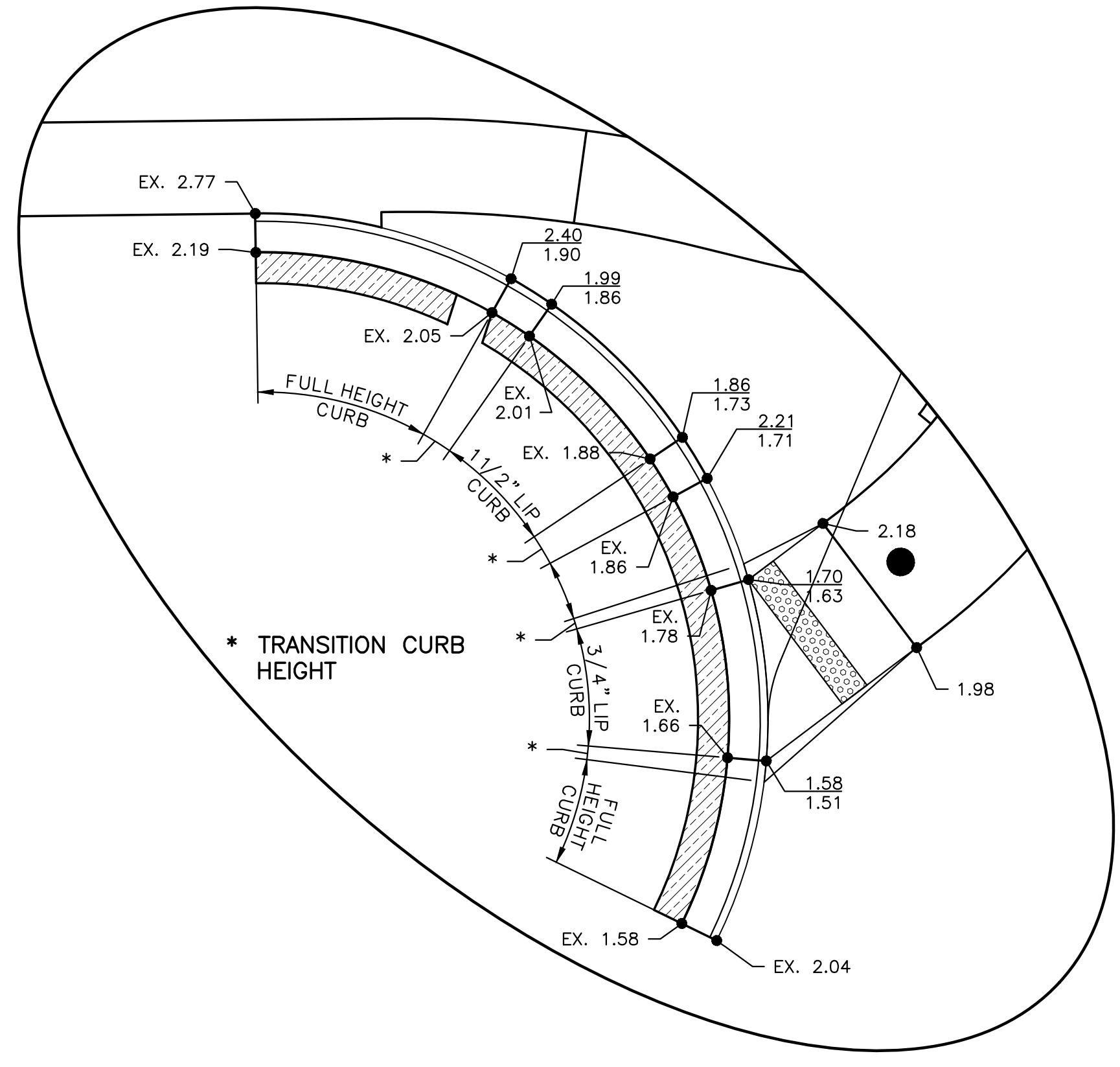
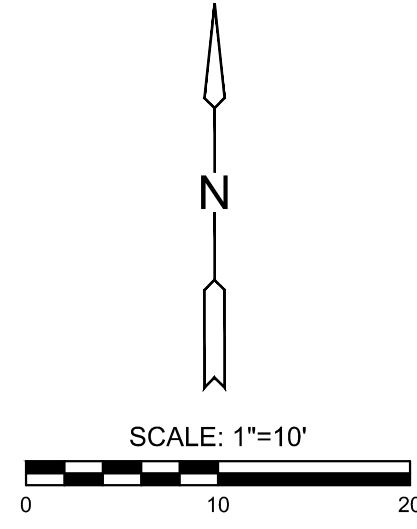
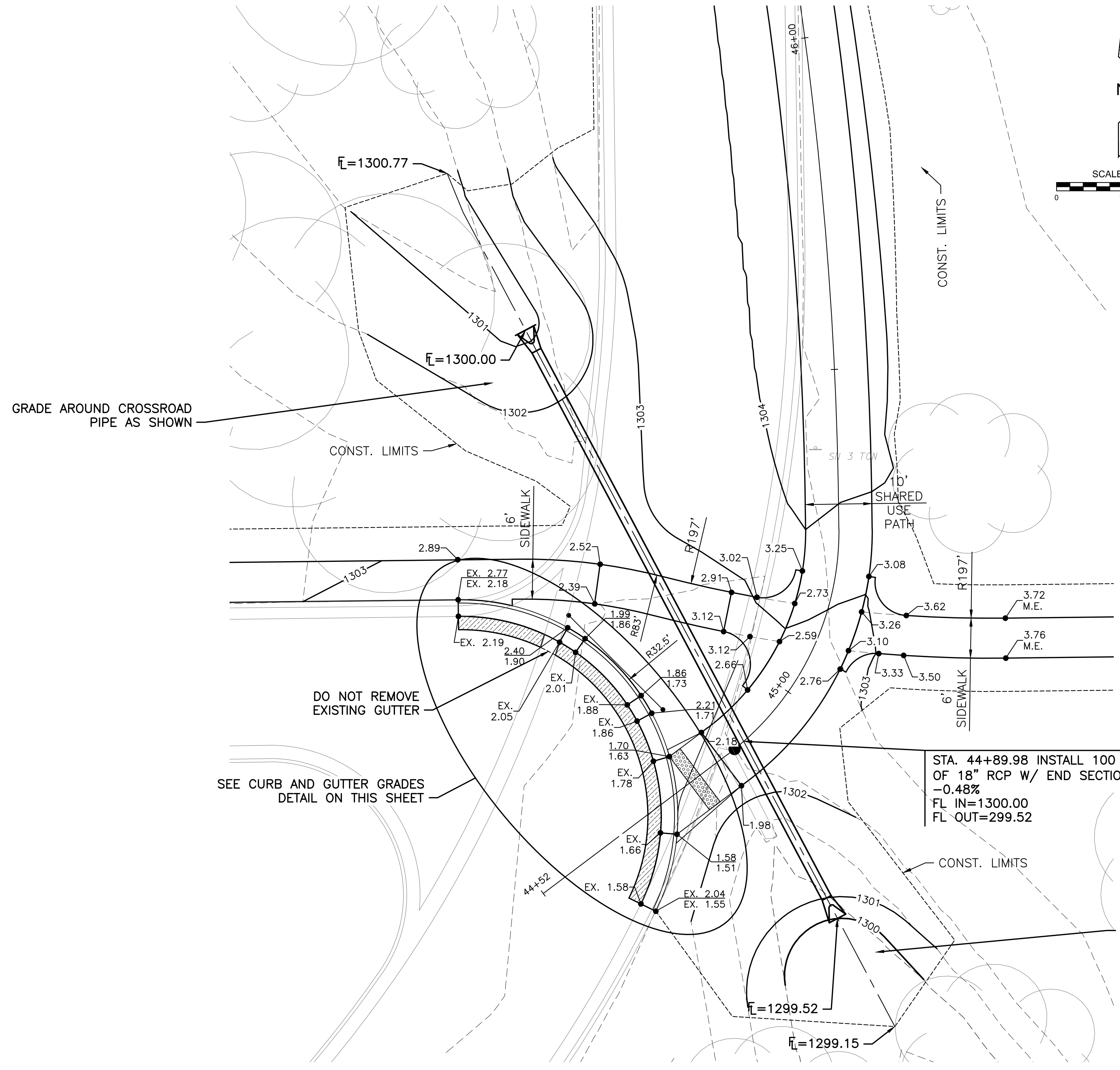


J:\PROJECTS\2023\20230810\0431_COW_WDGBRIDGE REPLACEMENT AT 15TH STREET\100_230431_CADD\SHOTS\06_CIVIL\GRD\230431_SPECIAL GRADING PLAN.DWG
 PLOTTED: Friday, August 01, 2025 @ 09:46:01

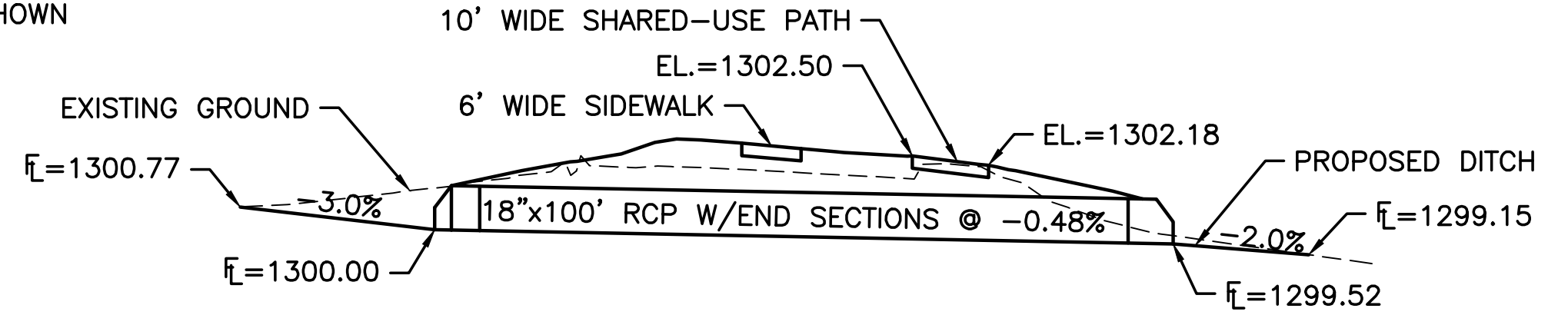


CURB AND GUTTER GRADES
SCALE: 1" = 5'

DO NOT REMOVE EXISTING GUTTER
SEE CURB AND GUTTER GRADES DETAIL ON THIS SHEET

STA. 44+89.98 INSTALL 100 L.F. OF 18" RCP W/ END SECTION @ -0.48%
FL IN=1300.00
FL OUT=299.52

GRADE AROUND CROSSROAD PIPE AS SHOWN



DETAIL B (CROSSROAD PIPE SECTION)
N.T.S.

DETAIL A
SCALE: 1" = 10'

- LEGEND**
- X.XX PROPOSED ELEVATION
 - X.XX PROPOSED TOP OF CURB
 - X.XX PROPOSED \bar{E} OF CURB
 - A.C. PAVEMENT REMOVED & REPLACED

IMPROVEMENT PLANS FOR
15TH STREET BRIDGE OVER THE
WICHITA DRAINAGE CANAL
 WICHITA, KS

SIDEWALK, PAVING AND GRADING PLANS

PROJECT NO.
472-2023-085864

SCALE
1" = 10'

DRAWN DESIGNED CHECKED
RAM JRA JRA

NO.	REVISION	DATE
0	ISSUED FOR CONSTRUCTION	8-1-2025

SHEET NO.
9 OF 114

©2025 MKEC ENGINEERING, INC. ALL RIGHTS RESERVED WWW.MKEC.COM THESE DRAWINGS AND THEIR CONTENTS, INCLUDING, BUT NOT LIMITED TO, ALL CONCEPTS, DESIGNS & DETAILS ARE THE EXCLUSIVE PROPERTY OF MKEC ENGINEERING, INC. (MKEC), AND MAY NOT BE USED OR REPRODUCED IN ANY WAY WITHOUT THE EXPRESS CONSENT OF MKEC.