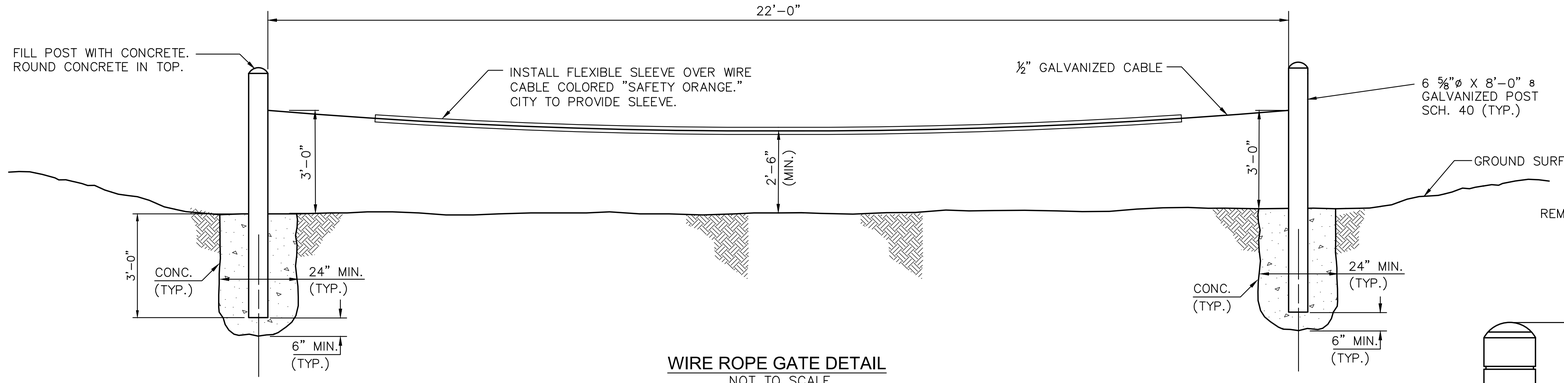

WIRE ROPE GATE DETAIL
NOT TO SCALE

NOTES:

1. ALL MATERIALS, EQUIPMENT, AND LABOR NECESSARY FOR THE INSTALLATION OF THE GATE SHALL BE SUBSIDIARY TO THE BID ITEM "WIRE ROPE GATE".
2. CONCRETE FILL ALL 6 ⅝"ø POSTS.
3. REFER TO PAVING PLAN FOR GATE LOCATIONS.

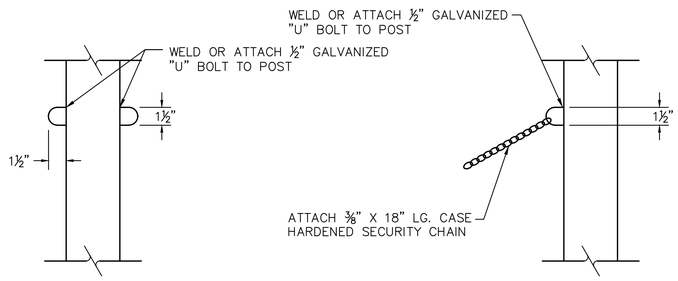

GATE POST ELEVATION
NOT TO SCALE

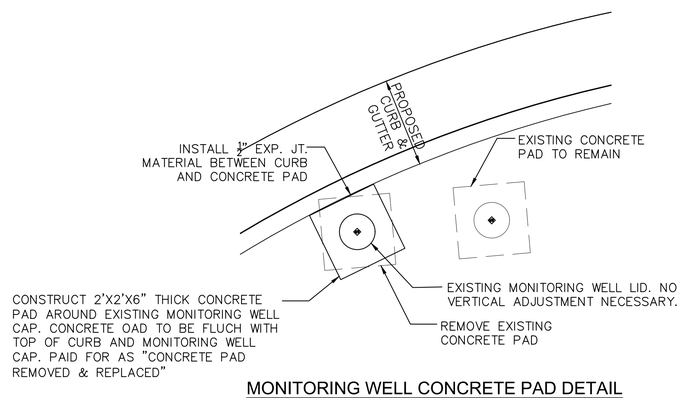

MONITORING WELL CONCRETE PAD DETAIL

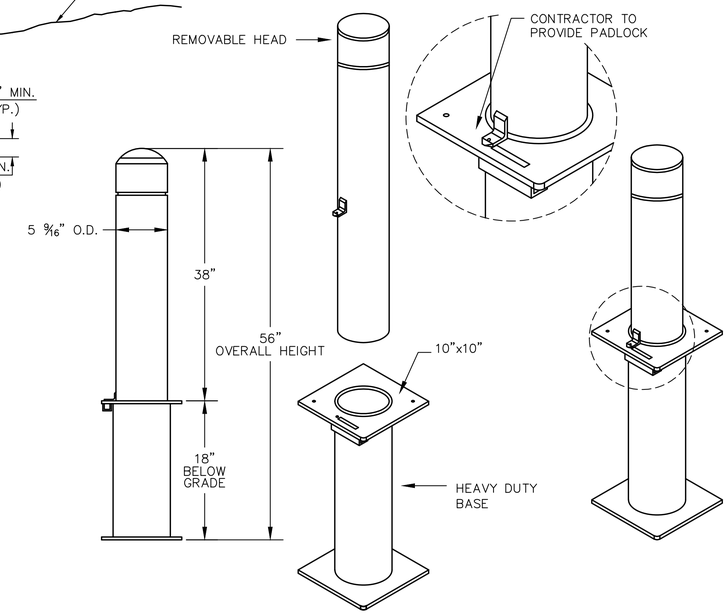

Bollard shall be model number MRHP-RS2-HD5 as manufactured by Maxi Force or approved equal

Work shall include construction of the concrete base per the manufacturer's recommendations

Bollard shall be hot-dipped galvanized and powder coated

Install 1" wide reflective tape around the circumference of the bollard approximately 6" and 18" below the top of the bollard.

Bollard to be "safety yellow" color. Reflective tape shall be "red".

Contractor shall provide suitable padlock for use with the bollard. Padlock is subsidiary to this pay item.

BOLLARD DETAIL

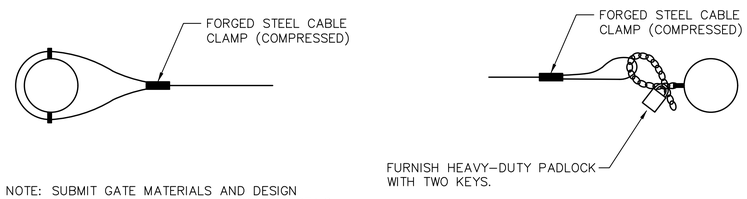

NOTE: SUBMIT GATE MATERIALS AND DESIGN TO CITY FOR APPROVAL PRIOR TO CONSTRUCTING OF INSTALLING.

GATE POST PLAN
NOT TO SCALE

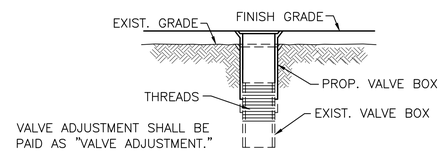

WATER VALVE BOX ADJUSTMENT DETAIL

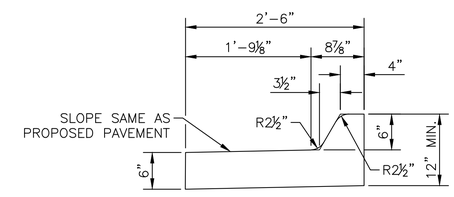

CONCRETE C&G TYPE 1 (6"), SPECIAL

MKEC
Wichita, KS • 316.684.9600

IMPROVEMENT PLANS FOR
15TH STREET BRIDGE OVER THE WICHITA DRAINAGE CANAL
WICHITA, KS

MISCELLANEOUS DETAILS

PROJECT NO. 472-2023-085864
SCALE NTS

DRAWN	DESIGNED	CHECKED
LWG	JRA	

NO.	REVISION	DATE
0	ISSUED FOR CONSTRUCTION	8-1-2025

SHEET NO.
31 OF 114

©2025 MKEC ENGINEERING, INC. ALL RIGHTS RESERVED WWW.MKEC.COM THESE DRAWINGS AND THEIR CONTENTS, INCLUDING, BUT NOT LIMITED TO, ALL CONCEPTS, DESIGNS & IDEAS ARE THE EXCLUSIVE PROPERTY OF MKEC ENGINEERING, INC. (MKEC), AND MAY NOT BE USED OR REPRODUCED IN ANY WAY WITHOUT THE EXPRESS CONSENT OF MKEC.

J:\PROJECTS\2023\2301010451_COW_VDC BRIDGE REPLACEMENT AT 15TH STREET\00 230431 CAD\SHTS\05 CIVIL\PAV\230431_MISC DETAILS.DWG
PLOTTED: Friday, August 01, 2025 @ 02:48PM