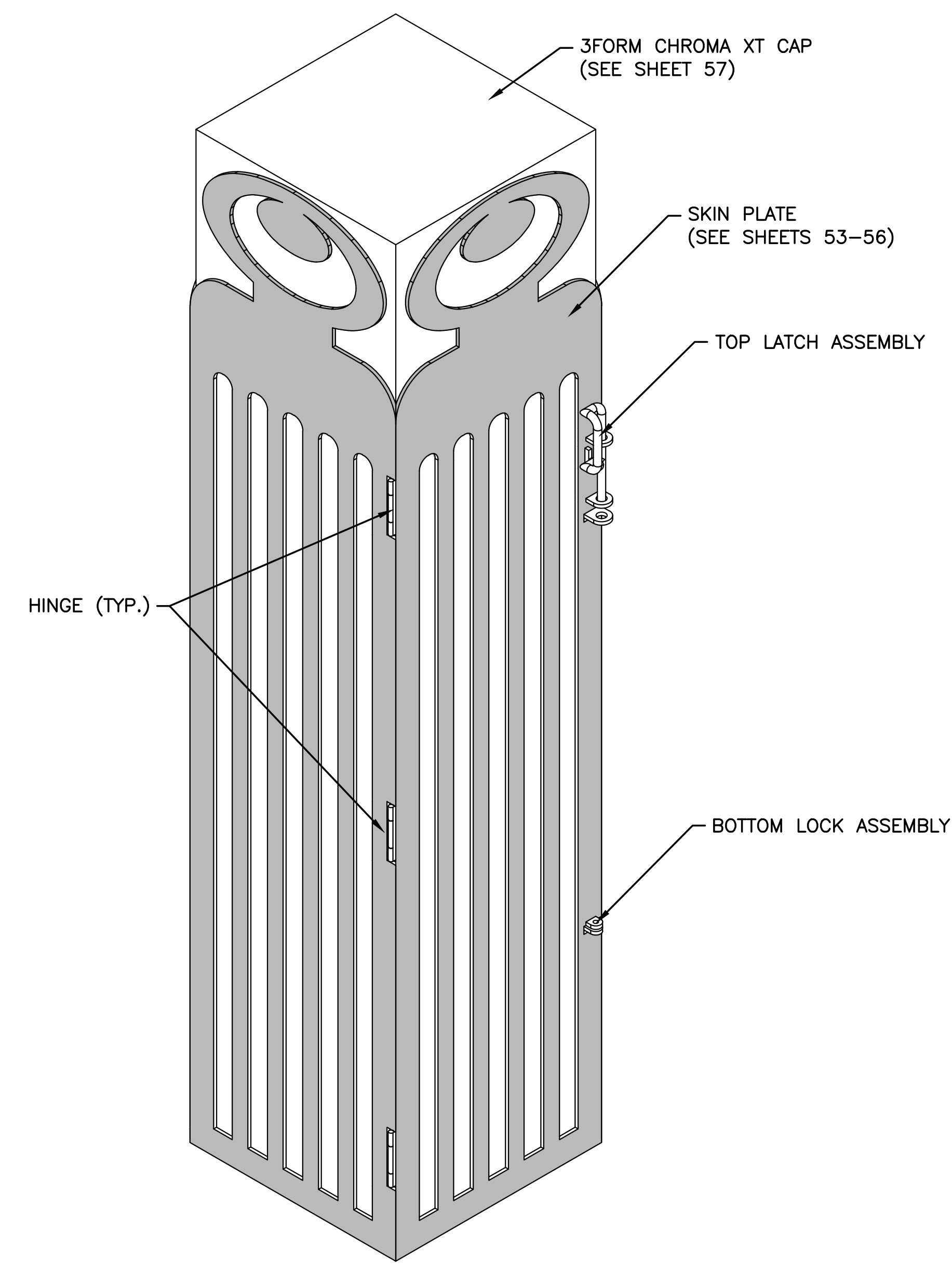
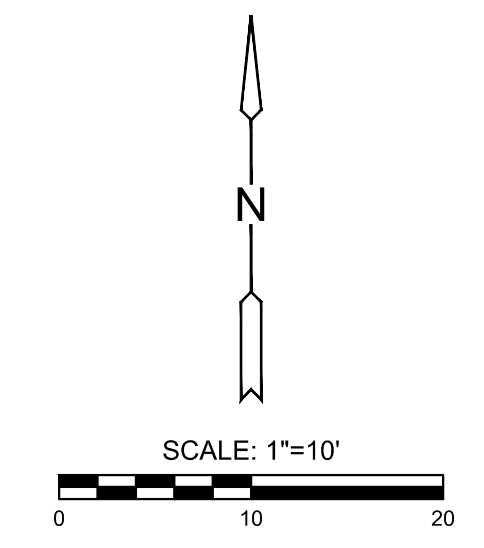
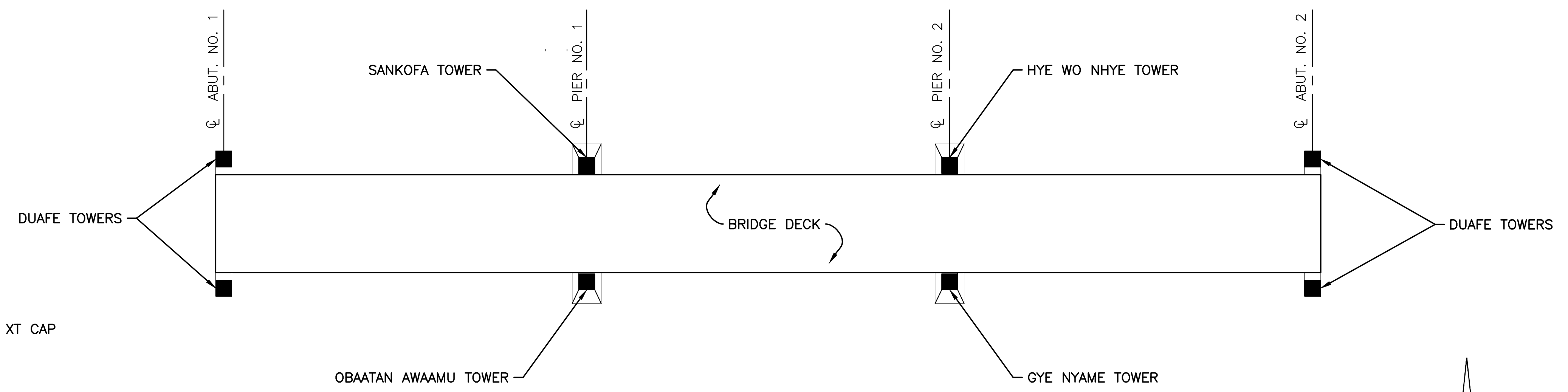


J:\PROJECTS\2023\20230810\0431_COW_WDG_BRIDGE REPLACEMENT AT 15TH STREET\00_230431_CAD\SHETS\06_CIVIL\BRIDGE\230431_LIGHT_TOWER DETAILS.DWG
 PLOTTED: Friday, August 01, 2025 @ 02:50PM

IMPROVEMENT PLANS FOR
**15TH STREET BRIDGE OVER THE
 WICHITA DRAINAGE CANAL**
 WICHITA, KS

LIGHT TOWER KEY MAP		
PROJECT NO. 472-2023-085864		
SCALE		
DRAWN LWG	DESIGNED DMU	CHECKED JRA
0	ISSUED FOR CONSTRUCTION	8-1-2025
NO.	REVISION	DATE
SHEET NO. 49 OF 114		



TOWER ISOMETRIC VIEW
(DUAFA TOWER SHOWN)
N.T.S.

KEY MAP

GENERAL NOTES

1. THE FABRICATOR SHALL BE AISC CERTIFIED FOR BUILDINGS OR BRIDGES. IF ALTERNATE WELDS ARE DESIRED IN VARIOUS LOCATIONS, IT IS THE RESPONSIBILITY OF THE FABRICATOR TO PRODUCE SHOP DRAWINGS AND CONNECTION STRENGTH CALCULATIONS FOR THE ENGINEER'S REVIEW PRIOR TO FABRICATION.
2. STRUCTURAL STEEL FOR TOWERS SHALL BE ASTM A36 AS A MINIMUM.
3. ALL WELDING FOR THESE STRUCTURES SHALL BE PERFORMED IN ACCORDANCE WITH AWS D1.1 SPECIFICATIONS USING E70XX ELECTRODES.
4. THE EXPOSED EDGES OF ALL PLATES SHALL BE SOFTENED AND WELDS SHALL BE PROPERLY CLEANED AND PREPARED FOR PAINTING OPERATIONS.
5. THE FABRICATOR SHALL SUBMIT A SCHEDULE OF COATINGS TO THE ENGINEER FOR REVIEW PRIOR TO PAINTING OPERATIONS AND APPLY SHOP COATS OF PRIMER AND PAINT, WHERE APPLICABLE, PER THE COATING MANUFACTURER'S RECOMMENDATIONS.

INDEX TO LIGHT TOWER DETAILS

- 50 FRAME ASSEMBLY DETAILS
- 51 FRAME PARTS DETAILS
- 52 FRAME WELDING DETAILS
- 53 SKIN PLATE SHAPES
- 54 SKIN PLATE DETAILS
- 55 FRONT SKIN PLATE PARTS
- 56 FRONT SKIN PLATE WELDING DETAILS
- 57 TOWER CAP AND PANEL DETAILS
- 58 ANCHORAGE DETAILS

STRUCTURAL STEEL		
ASTM A36		
FOR INFORMATION ONLY (SEE NOTE)		
PART GROUP	GROUP WEIGHT (LBS.)	SEE SHEET NO.
FRAME POSTS	1705	50
FRAME PARTS	1489	51
SKIN PLATES	5992	53
FRONT SKIN PLATE PARTS	42	55
TOTAL	9228	

NOTE:
ALL MATERIALS, EQUIPMENT AND LABOR REQUIRED FOR ASSEMBLY, HANDLING, AND INSTALLATION SHALL BE CONSIDERED SUBSIDIARY TO THE BID ITEM "LIGHT TOWERS".