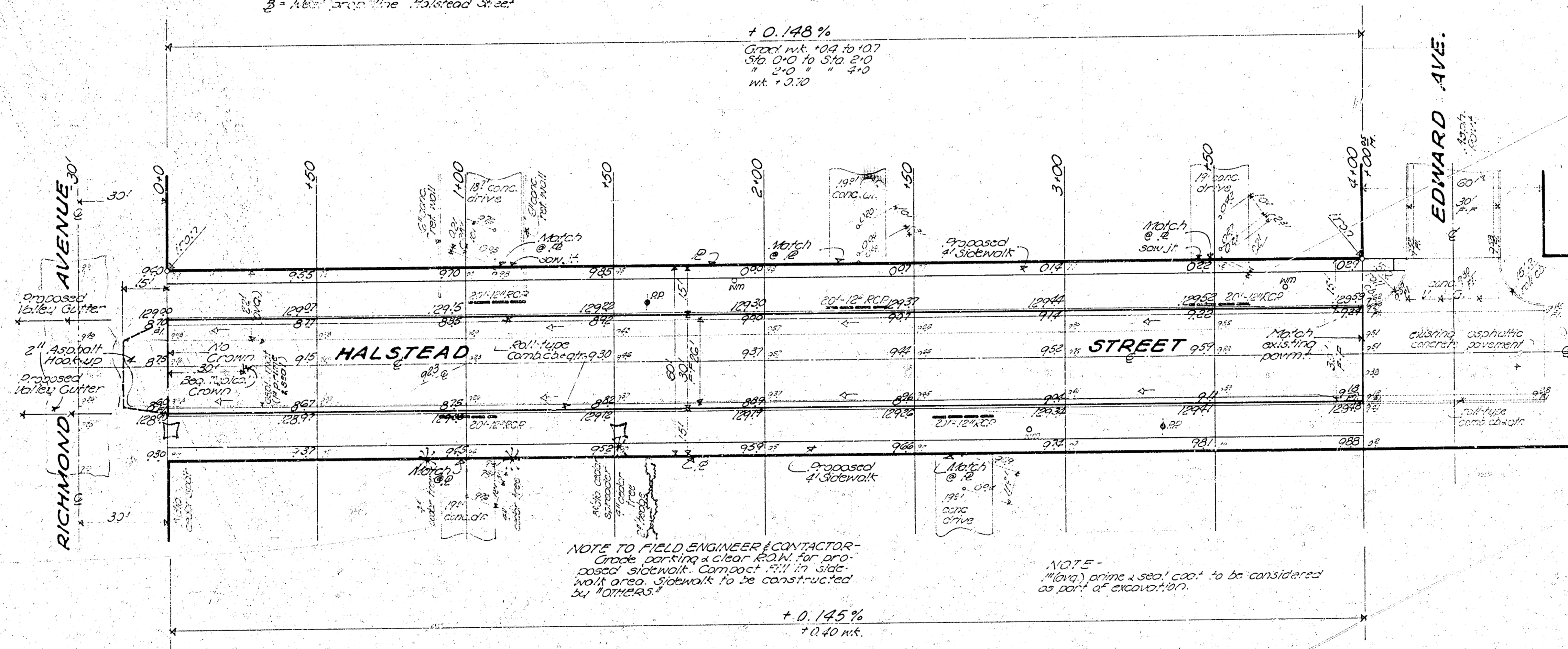
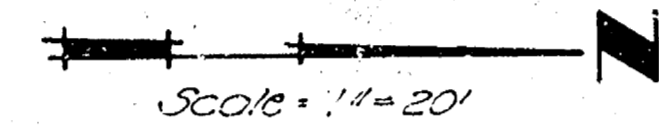
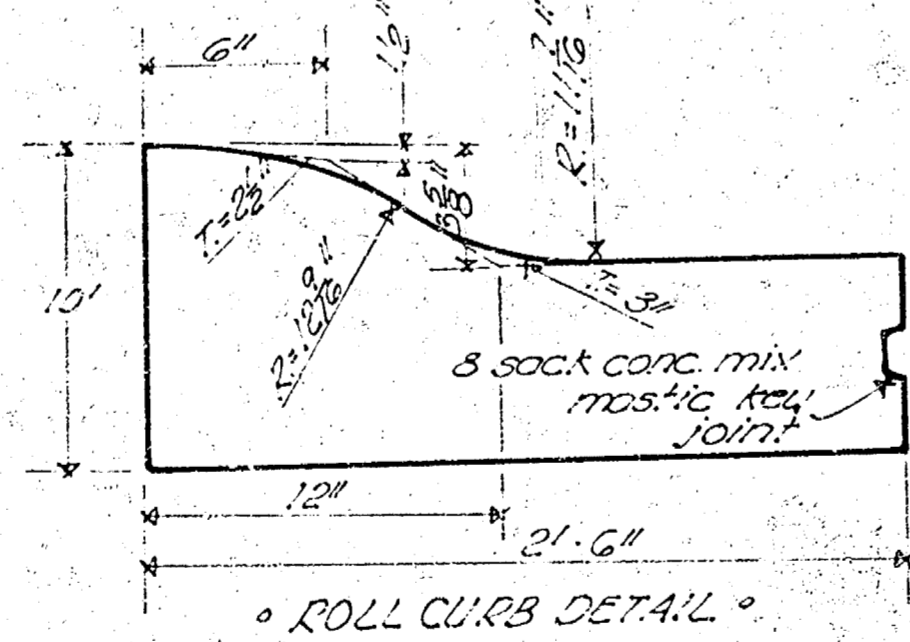


B.M. = 30.74, 1/4" cor. conc. step
 Nos. # 2896, 1015, 1016, 1017
 S = Abundant line Halstead Street



NOTE TO FIELD ENGINEER & CONTRACTOR -
 Grade parking & clear R.O.M. for pro-
 posed sidewalk. Compact 3:1 in side-
 walk area. Sidewalk to be constructed
 by others.

NOTE -
 (16' x 10') prime & seal coat to be considered
 as part of excavation.



EARTHWORK QUANTITIES	
PROP.	excavation 388 CY
	1.24 33' 1" 375 CY
CURB	104 53 CY
	53 CY
	53 CY

HALSTEAD STREET
 N.L. Richmond Ave. to S.L. Edwards Ave.
 26' - 21' - 30' Asphaltic Conc. Pavt.
 (Roll Curb Type Curb)
City of Wichita, Kansas
 J.E. Smith City Engineer
 Date: March 1967 Proj. No. C.16-67

