GENERAL NOTES:

1. Utility service lines, poles, valve boxes, meters, etc. are to be adjusted as necessary by others prior to construction unless the plans specifically call for their adjustment by the Contractor or unless the plans specifically identify a utility to be adjusted by its owner during construction. Existing utilities and their location, as shown on the plans, represent the best information obtainable for design. The Contractor will be required to work around existing utilities within the right-of-way which do not conflict with proposed construction.

2. Contractor is solely responsible to notify and to make any necessary arrangements with utility companies for any needed adjustments of utility facilities prior to start of work.

3. Contractor will be required to provide as minimum advance notice of forty-eight (48) hours to utility companies prior to starting any excavation as follows:

Kansas One Call	687-2470
Southwestern Bell Telephone Company	1-316-571-2611
Cablevision	262-4270 or 263-2081
KPL Gas Service	263-7511
Kansas Gas and Electric	264-1141
City of Wichita Water Department	268-4908
City of Wichita Sewer Department	268-4071
Peoples Natural Gas	942-8811

4. The Contractor shall be responsible for preserving property irons. The Contractor will be required to re-establish any property irons which are damaged or destroyed by his construction operations. Such irons shall be re-established by a licensed land surveyor or a licensed professional engineer in accordance with state laws.

5. Limits of earthwork shall match existing ground elevations at the right-of-way line unless otherwise noted on the plans. Where the new finished grade elevations do not match the existing ground elevations, the earthwork shall extend one foot beyond the right-of-way line and then sloped up or down using permissible slopes to match the existing ground surface.

6. The Contractor must examine the construcion site prior to bidding and be satisfied as to the work shown for completion. After bids have been received, the Contractor shall not assert that there was a misunderstanding of the quantities of work or of the nature of the work to be completed.

7. All construction and materials, unless otherwise noted, to comply with City of Wichita specifications and standards.

8. Contractor shall give property owners abutting this project, whose yards will be lower than the new finished grade elevations at the right-of-way line, an opportunity to utilize excess excavated material from the project to regrade their yards to drain to the new pavement. Contractor will be required to dump and spread the excess material as required by the specifications when requested by the property owner. The Contractor shall ascertain that a dirt order form has been properly executed by the property owner before any such excess material is delivered to such properties.

9. Any fence removed for construction shall be repaired in a condition equal to, or better than original, at no additional cost to the owner. This cost shall be considered as subsidiary to other bid items.

10. Rubble Removal — Rubble from the removal of miscellanious structures and excess excavation which is to be wasted shall be disposed of on sites to be provided by the Contractor. These sites shall be approved by the Engineer as to suitability, appearance and site location. Locations that, in the opinion of the Engineer will leave an unsightly appearance will not be approved. All disposal sites must be approved by the Kansas Department of Health and Environment. Material either stockpiled or disposed of in a flood plain will require a Kansas State Board of Agriculture permit. Any material dumped in waters of the United States or wetlands is subject to US Corps of Engineers permitting regulations. Any material buried or stockpiled beyond approved construction limits would require additional archaeological investigations unless buried in a previously approved borrow location. The cost of disposing of rubble from the removal of miscellaneous structures and excess excavation, including loading and hauling shall be subsidiary to the other bid items.

11. Trees and shrubs in public right-of-way which are in direct conflict with proposed new construction shall be removed by the Contractor with the Engineer's approval. Trees and shrubs which are not in direct conflict with proposed new construction shall be saved and protected from damage. This cost is subsidiary to other bid items.

12. A saw cut of at least one-half the depth of existing surface courses or one-fourth the depth of the existing total pavement thickness shall be provided where proposed abuts an existing surface course or pavement removal. Sawed joint to facilitate removal within three (3) feet of existing joints will not be permitted and for such instances the limits of removal shall extend to the existing joint. Such saw cuts will not be paid for directly and this cost shall be considered as subsidiary to the other bid items.

13. The Contractor shall adjust water valve boxes and fire hydrants as directed by the Engineer. This cost is subsidiary to other bid items. The Water Department shall field locate water valves one time during construction when requested by the Contractor. It shall be the Contractor's responsibility to preserve such field locations during the construction process. Water valves, water valve boxes or fire hydrants damaged during construction shall be repaired by the Contractor at his own expense.

14. The project limits may have underground sprinkler systems which conflict with new construction. Contractor will be required to remove such improvements should they not be removed by their owner prior to the time of construction of the project. The Contractor will be required to salvage all sprinkler heads and/or valves and give such material to their owner. Portions of underground sprinkler systems not in conflict with new construction shall be protected from damage and shall remain in place. All work in connection with underground sprinkler systems shall be considered as subsidiary to the contract pay items of work.

15. Street to be closed during construction except for temporary access coordinated with the adjacent properties. The Contractor shall use construction methods which shall minimize inconvenience to residents in the project area. Contractor will be required to make special access provisions for any handicapped residents within the project area whose normal access would otherwise be impaired.

16. The street R/W shall be seeded with temporary Rye grass at a rate of 200 lbs/acre. Unless it's in a developed area which is to conform to City's policy AR-78.

SIDEWALK IMPROVEMENTS

INDIAN CENTER MUSEUM

605 N SENECA

PROJ. NO. 472-83097

INDEX NO. 710212

CITY OF WICHITA, KANSAS

M. E. LINDEBAK P.E. - CITY ENGINEER

PROJECT LOCATION

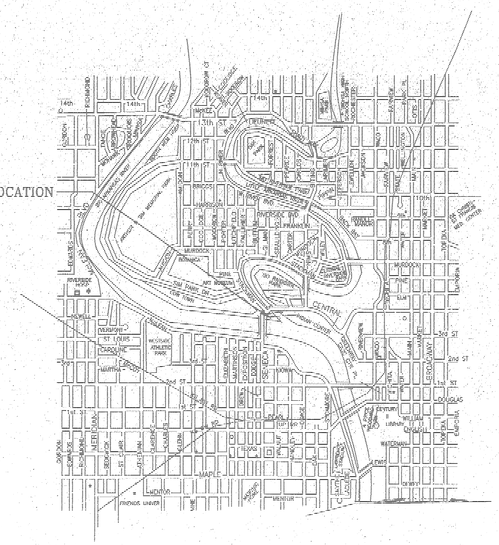

SCALE: 1" = 2000'

JULIANNE L. KALLMAN
LICENSED
14655
PROFESSIONAL ENGINEER
KANSAS

INDEX OF SHEETS

SHEET 1 - TITLE SHEET
SHEET 2 - PLAN SHEET
SHEET 3 - WHEELCHAIR RAMP DETAIL SHEET

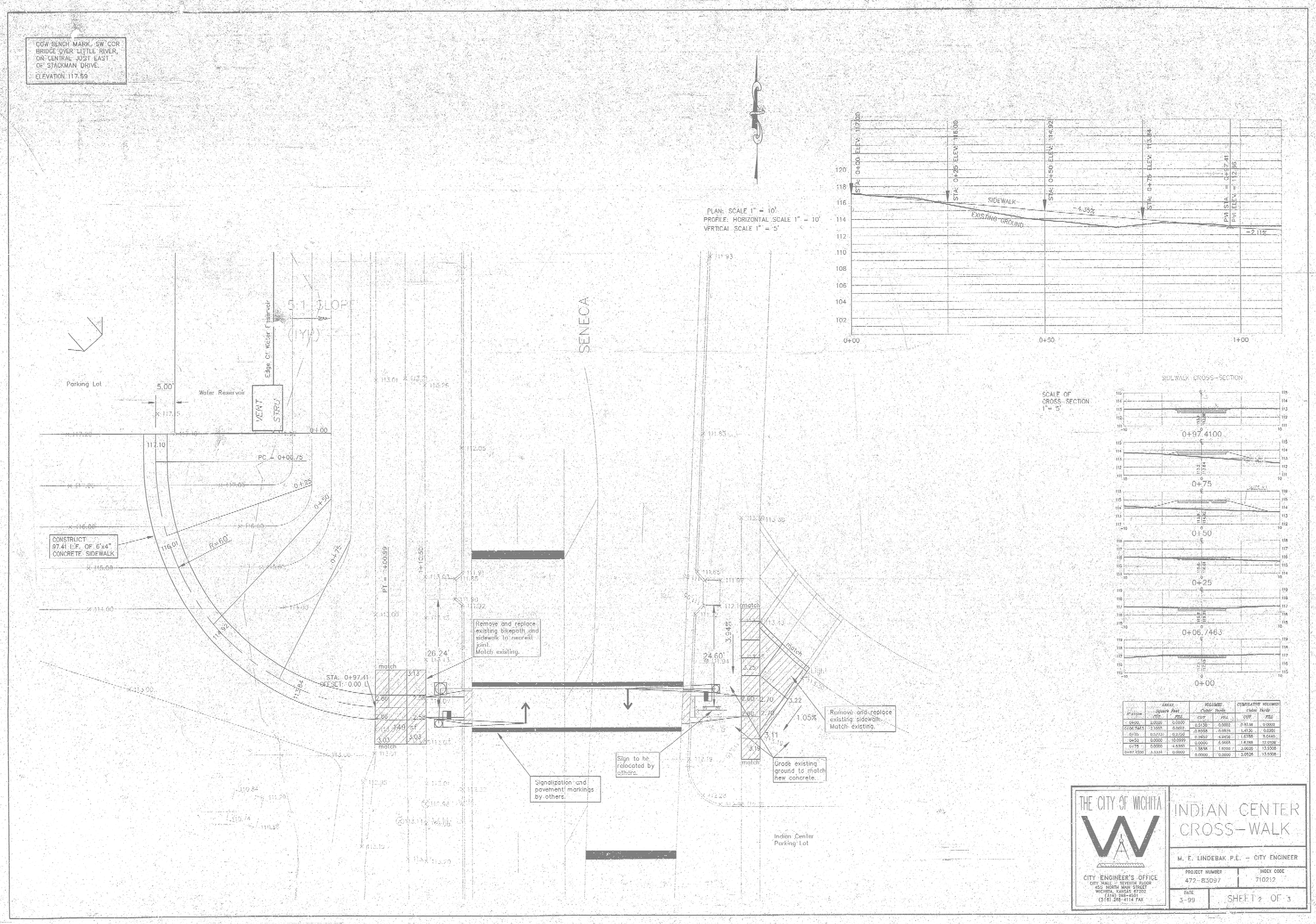

Station	Areas Square Feet Cut	Areas Square Feet Fill	Volumes Cubic Yards Cut	Volumes Cubic Yards Fill	Cumulative Volumes Cubic Yards Cut	Cumulative Volumes Cubic Yards Fill
0+00	2.0026	0.0000	0.5138	0.0002	0.5138	0.0002
0+06.7463	2.1027	0.0017	0.8998	0.0078	1.4136	0.0281
0+25	0.5773	0.2750	0.2852	4.9458	1.6788	5.0440
0+50	0.0000	10.0999	0.0000	6.9668	1.6788	12.0108
0+75	0.0000	4.8380	1.3838	1.8200	3.0626	13.9308
0+97.4100	3.3334	0.0000	0.0000	0.0000	3.0626	13.9308

THE CITY OF WICHITA

CITY ENGINEER'S OFFICE
CITY HALL - SEVENTH FLOOR
455 NORTH MAIN STREET
WICHITA, KANSAS 67202
(316) 268-4501
(316) 268-4114 FAX

INDIAN CENTER CROSS-WALK

M. E. LINDEBAK P.E. - CITY ENGINEER

PROJECT NUMBER	INDEX CODE
472-83097	710212

DATE 3-99

SHEET 2 OF 3

STANDARD WHEELCHAIR RAMP CONSTRUCTION DETAIL FOR STREETS WITH COMBINED CURB & GUTTER (TYPE A)

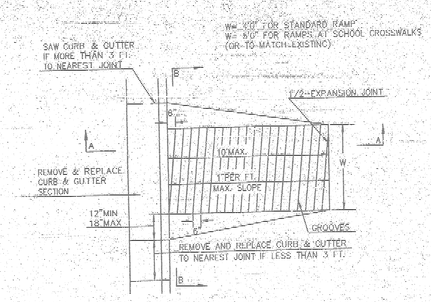

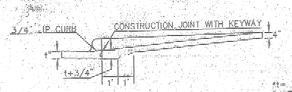

SECTION A–A

*t= THICKNESS OF PAVEMENT (VARIABLE).

SECTION B–B

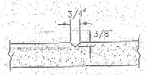

GROOVE DETAIL

STANDARD WHEELCHAIR RAMP CONSTRUCTION DETAIL FOR CONCRETE STREETS WITH MONOLITHIC CURB (TYPE A)

W= 4'0" FOR STANDARD RAMP
W= 5'0" FOR RAMPS AT SCHOOL CROSSWALKS (OR TO MATCH EXISTING)

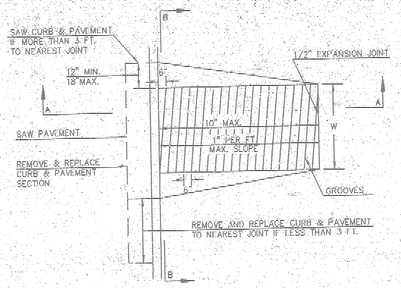

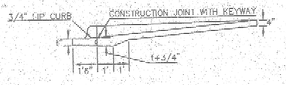

SECTION A–A

*t= THICKNESS OF PAVEMENT (VARIABLE)

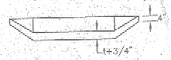

SECTION B–B

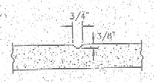

GROOVE DETAIL

STANDARD WHEELCHAIR RAMP CONSTRUCTION DETAIL FOR STREETS WITH COMBINED CURB & GUTTER AND FULL WALK (TYPE B)

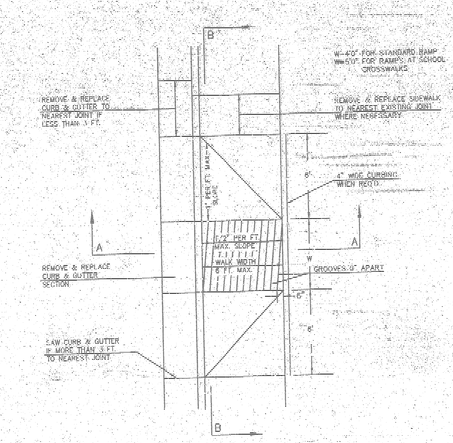

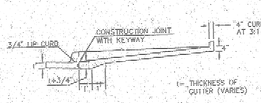

SECTION A–A

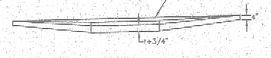

SECTION B–B

GROOVE DETAIL

STANDARD WHEELCHAIR RAMP CONSTRUCTION DETAIL FOR STREETS WITH MONOLITHIC CURB AND FULL WALK (TYPE B)

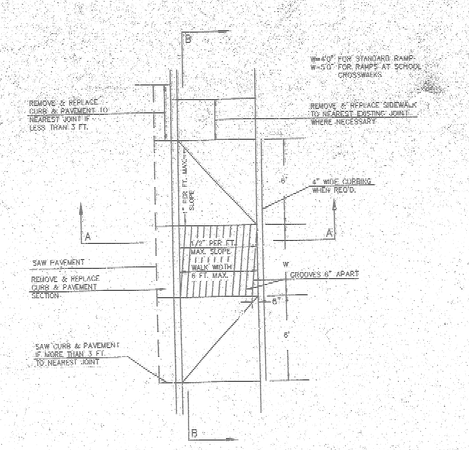

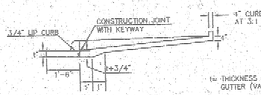

SECTION A–A



SECTION B–B



GROOVE DETAIL

STANDARD WHEELCHAIR RAMP CONSTRUCTION DEAIL FOR STREET WITH COMBINED CURB AND GUTTER ON RADIUS WITH 6'± FROM BACK OF CURB TO PROPERTY CORNER (TYPE C)

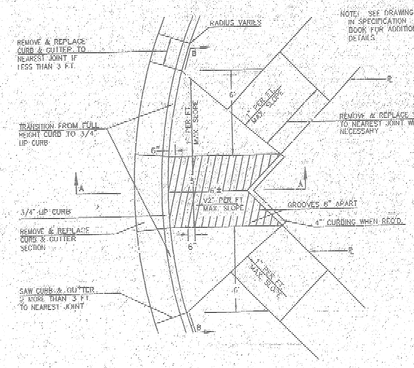

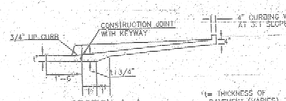

SECTION A–A

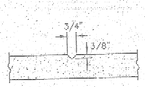

GROOVE DETAIL

SECTION B–B

STANDARD WHEELCHAIR RAMP CONSTRUCTION DETAIL FOR STREET WITH MONOLITHIC CURB ON RADIUS WITH 6'± FROM BACK OF CURB TO PROPERTY CORNER (TYPE C)

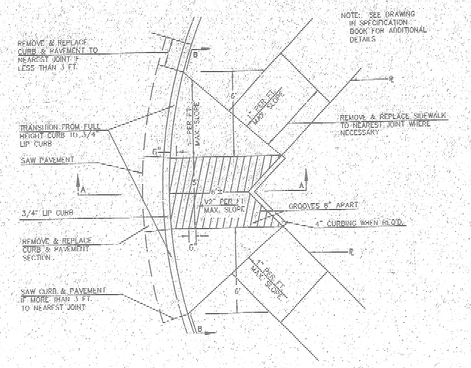

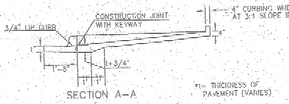

SECTION A–A

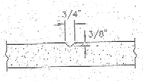

GROOVE DETAIL

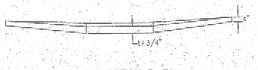

SECTION B–B

STAKDARD WHEELCHAIR RAMP CONSTRUCTION DETAIL FOR STREETS WITH COMBINED CURB & GUTTER WITH ONE FULL SIDEWALK (TYPE D)

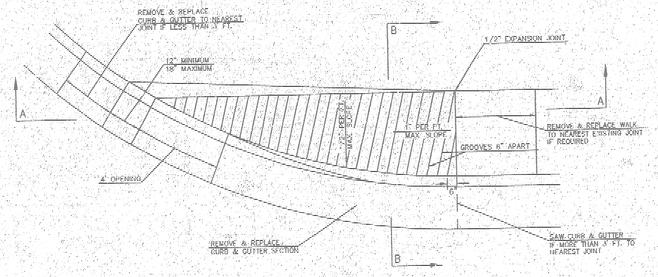

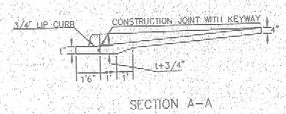

SECTION A–A

STANDARD WHEELCHAIR RAMP CONSTRUCTION DETAIL FOR STREETS WITH MONOLITHIC CURB WITH ONE FULL SIDEWALK (TYPE D)

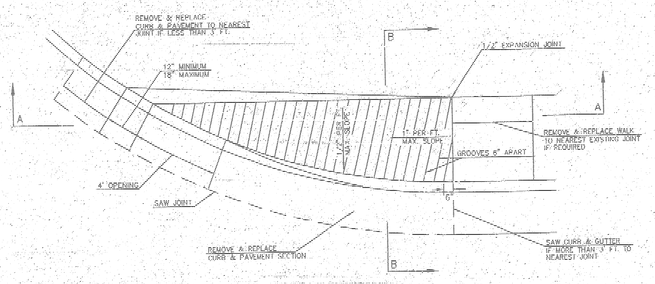

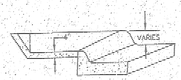

SECTION B–B

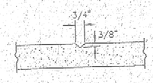

GROOVE DETAIL

THE CITY OF WICHITA

CITY ENGINEER'S OFFICE
CITY HALL SEVENTH FLOOR
455 NORTH MAIN STREET
WICHITA, KANSAS 67202
(316) 268-4351
(316) 268-4114 FAX

WHEELCHAIR RAMP DETAILS

M. E. LINDEBAK P.E. – CITY ENGINEER

PROJECT NUMBER	INDEX CODE
472-83097	710212
DATE: MAR 96	SHEET 3 OF 3

WCRAMP.DWG

18-13-03-11