Reconstruction of Curb & Gutter and Walk

NORTH SIDE ORME ST. — E.L. Water St. to W.L. Main St.
EAST SIDE WATER ST — N.L. Orme St. to N.L. Lot I, South Main Plaza Add'n.
WEST SIDE MAIN ST. — N.L. Orme St. to N.L. Lot I, South Main Plaza Add'n.

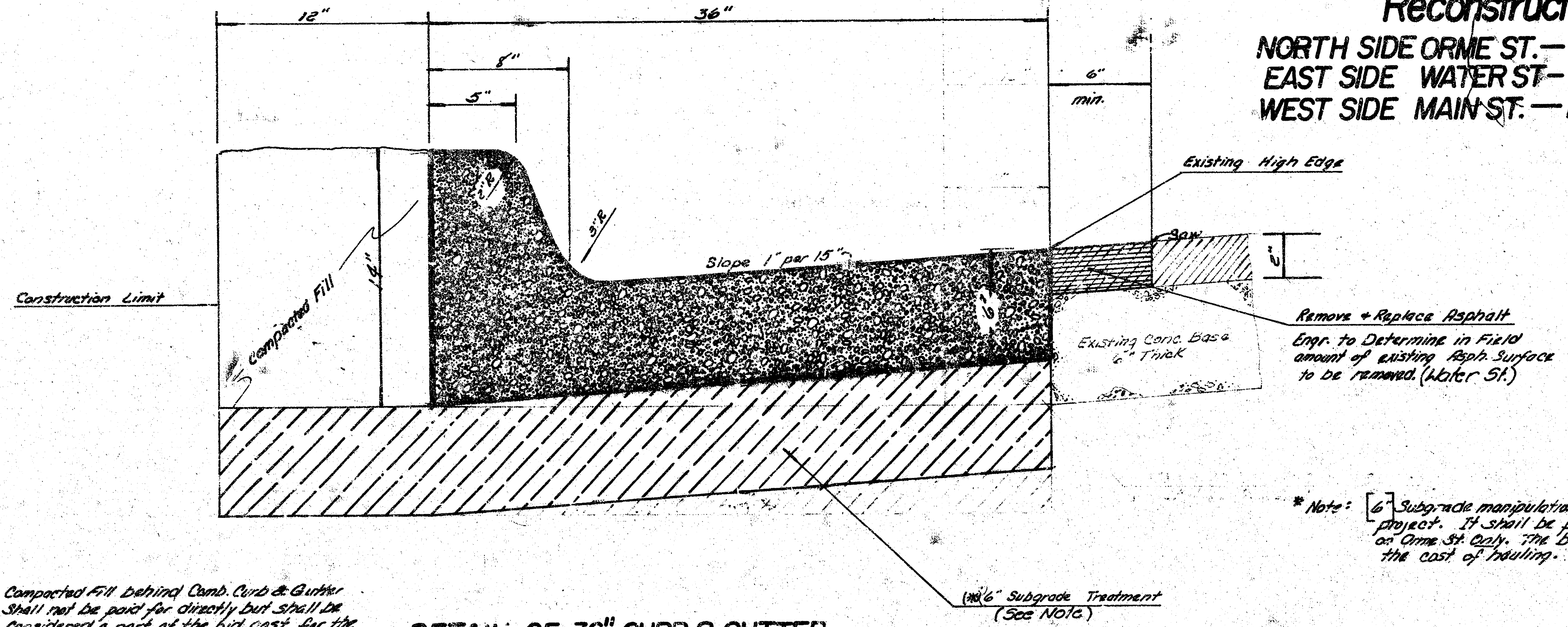
12"
36"
8"
5"
6" min.
Existing High Edge
Saw
2"
Slope 1" per 15"
3" R
Construction Limit
Compacted Fill
14"
6"
Existing Conc. Base 6" Thick
Remove + Replace Asphalt
Engr. to Determine in Field amount of existing Asph. Surface to be removed. (Water St.)
(*) 6" Subgrade Treatment (See Note)

Compacted Fill behind Comb. Curb & Gutter Shall not be paid for directly but shall be Considered a part of the bid cost for the Combined Curb & Gutter.

DETAIL OF 36" CURB & GUTTER

(*) Note: 36" Comb. Curb & Gutter to be included in price bid per lin. ft. of Comb. Curb & Gutter.

* Note: [6"] Subgrade manipulation shall be mixed and hauled to the project. It shall be placed beneath the new Comb. Curb & Gutter and Pvt. on Orme St. Only. The bid price of manipulation shall include the cost of hauling.

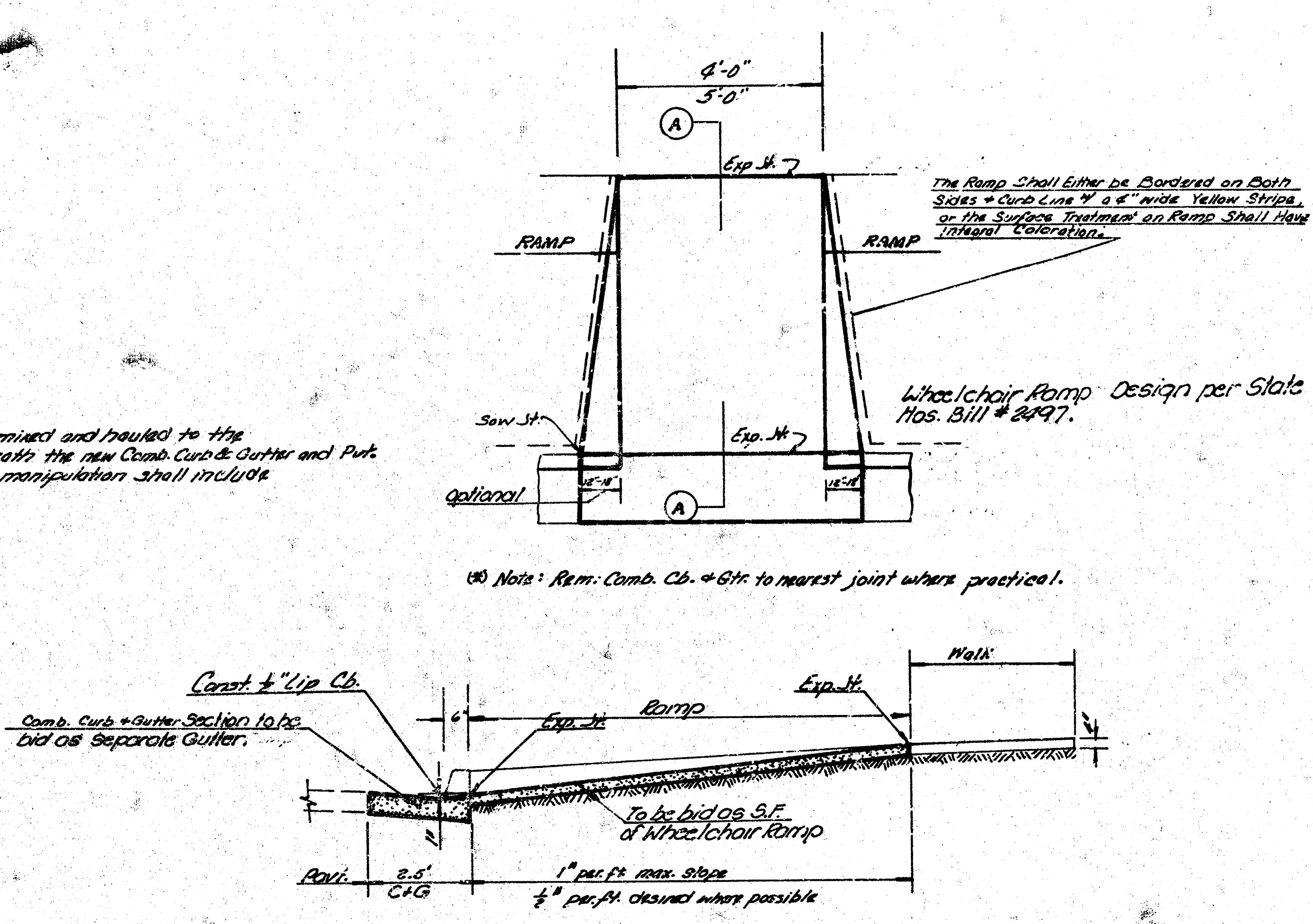
4'-0"
5'-0"
A
Exp. Jt.
RAMP
RAMP
Saw Jt.
Exp. Jt.
optional
12"-18"
12"-18"
A
Const. ½" Lip Cb.
Comb. Curb + Gutter Section to be bid as Separate Gutter.
6"
Exp. Jt.
Ramp
Exp. Jt.
Walk
¼"
To be bid as S.F. of Wheelchair Ramp
Pavt.
2.5' C+G
1" per ft. max. slope
½" per ft. desired where possible

The Ramp Shall Either be Bordered on Both Sides + Curb Line w/ a 4" wide Yellow Stripe, or the Surface Treatment on Ramp Shall Have Integral Coloration.

Wheelchair Ramp Design per State Hos. Bill # 2497.

(*) Note: Rem. Comb. Cb. + Gtr. to nearest joint where practical.

A/A Section Thru Ramp

WHEELCHAIR RAMP

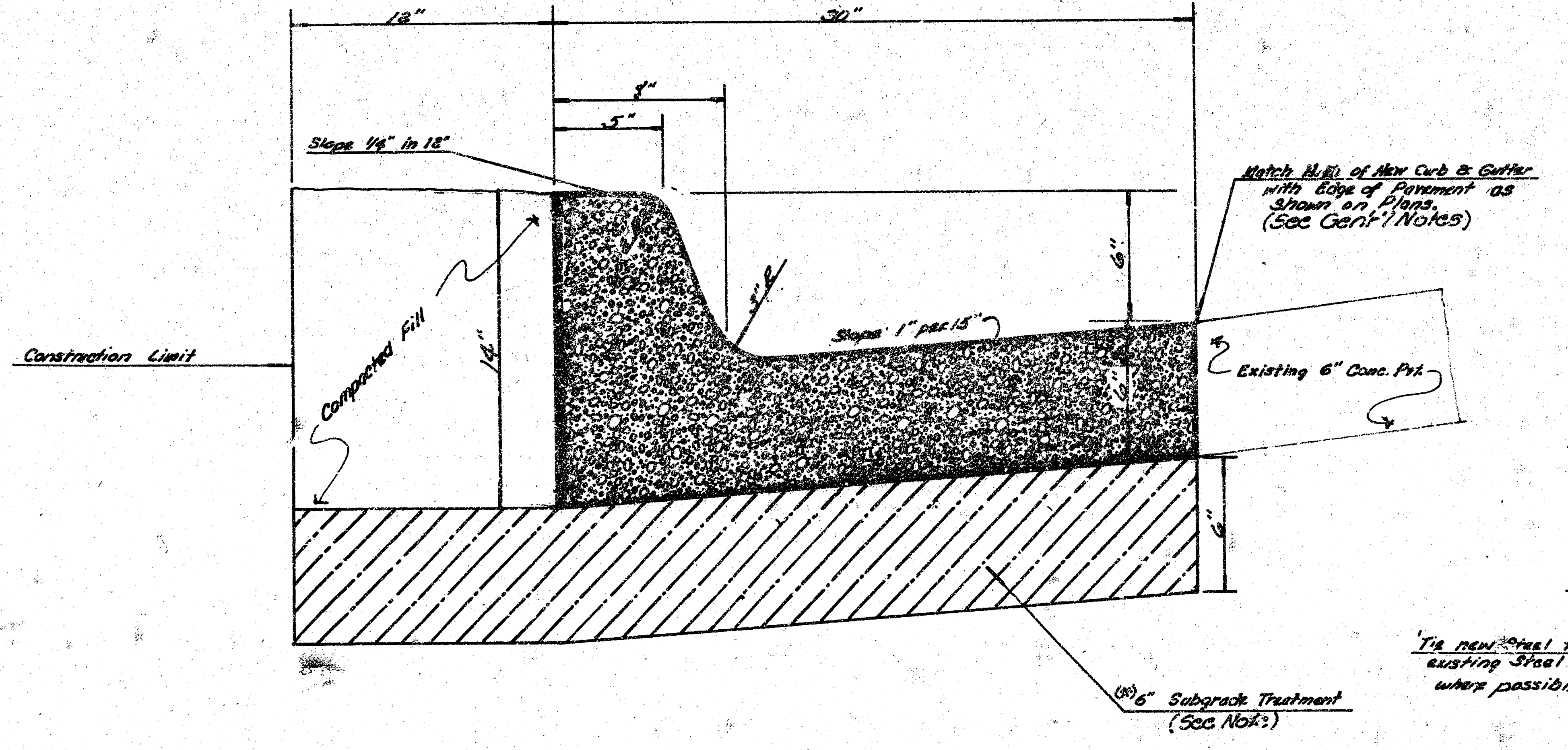
12"
30"
8"
5"
Slope ¼" in 12"
6"
Slope 1" per 15"
3" R
Construction Limit
Compacted Fill
14"
6"
Existing 6" Conc. Pvt.
6"
(*) 6" Subgrade Treatment (See Note)

Match H.G. of New Curb & Gutter with Edge of Pavement as shown on Plans. (See Gen'l Notes)

DETAIL OF 30" CURB & GUTTER

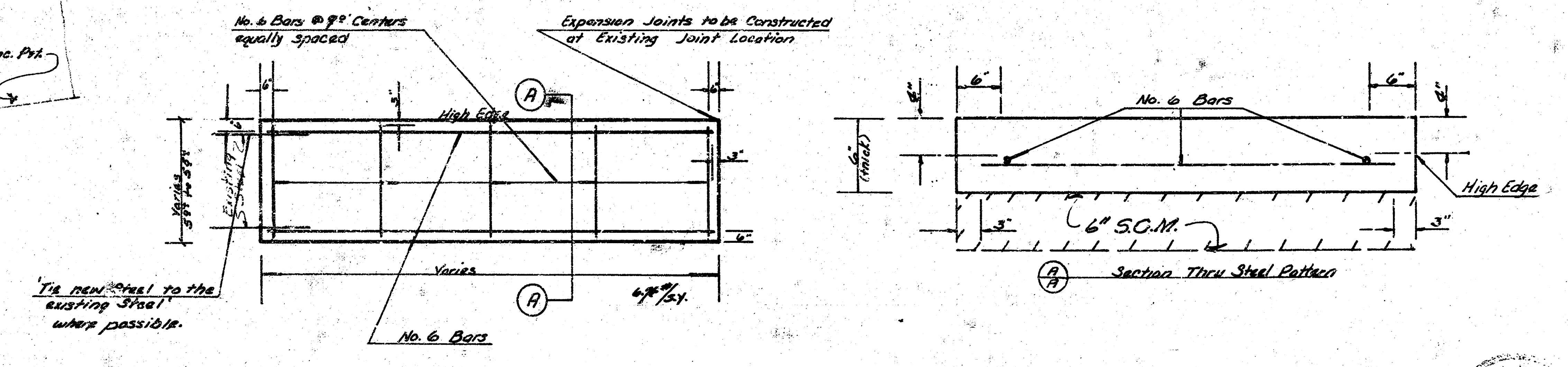
No. 6 Bars @ 9" Centers equally spaced
Expansion Joints to be Constructed at Existing Joint Location
A
6"
High Edge
3"
6"
Varies 5'9" to 5'9"
Existing
Varies
A
6.7#/S.Y.
No. 6 Bars
6"
6"
No. 6 Bars
6" (thick)
High Edge
3"
6" S.C.M.
3"
A/A Section Thru Steel Pattern

'Tie new Steel to the existing Steel' where possible.

TYPICAL STEEL PATTERN

R. N. LIAN 3034

Survey Dullea [illegible] DCD-105
Plan Briggs & Banion
Est
Checked

B.M. 110.48 N.E. Cor. of 2 Step from Bottom to Porch at House 815 So. Main St.
Base Line — 55.5' No. of 'iron in thimble' at S.L. of Orme St. and C.L. of Water St. So.

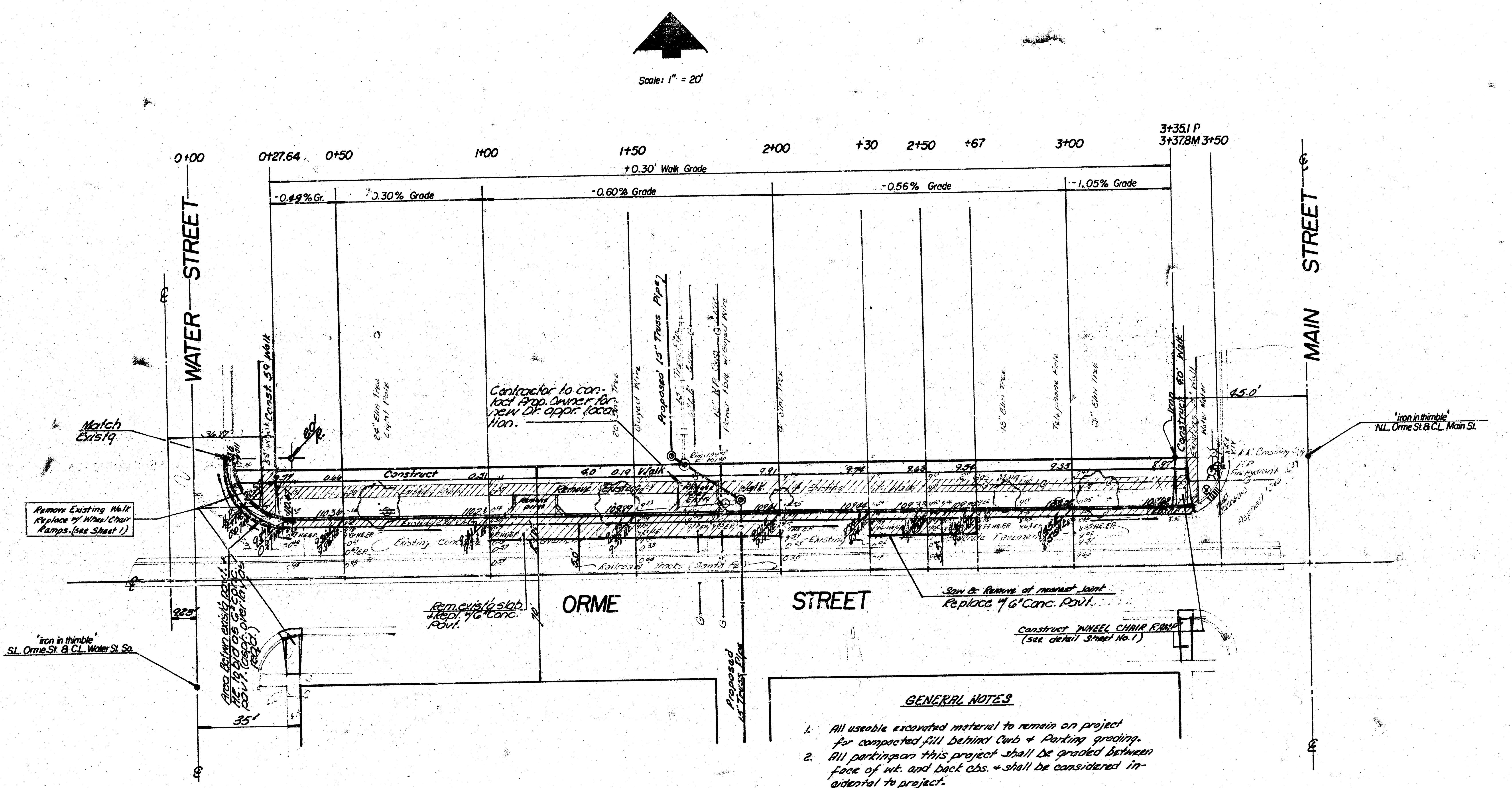
Scale: 1" = 20'
0+00
0+27.64
0+50
1+00
1+50
2+00
+30
2+50
+67
3+00
3+35.1 P
3+37.8M
3+50
+0.30' Walk Grade
-0.49% Gr.
0.30% Grade
-0.60% Grade
-0.56% Grade
-1.05% Grade
WATER STREET
MAIN STREET
ORME
STREET
Match Exist'g
Const. 5.0' Walk
20' R.
Construct
Walk
Remove Existing Walk
Remove Existing Walk Replace w/ Wheel Chair Ramps. (see Sheet 1)
Existing Conc.
Railroad Tracks (Santa Fe)
Contractor to contact Prop. Owner for new Dr. appr. location.
Proposed 15" Truss Pipe
24" Elm Tree
Light Pole
Guyed Wire
Power Pole w/ Guyed Wire
Elm Tree
15" Elm Tree
Telephone Pole
3" Elm Tree
Iron
Construct 9.0' Walk
Existing Walk
Water Meter
45.0'
'iron in thimble' N.L. Orme St. & C.L. Main St.
R.R. Crossing
F.P. Fire Hydrant
Asphalt
Concrete Pavement
Area Betwn exist'g pav't. & C.G. to bid as Gr. Conc. Pav't. (Asph. overlay Reqd.)
Rem. exist'g slab & Repl. w/ 6" Conc. Pav't.
'iron in thimble' S.L. Orme St. & C.L. Water St. So.
92.5'
35'
Proposed 15" Truss Pipe
Saw & Remove at nearest Joint Replace w/ 6" Conc. Pav't.
Construct 'WHEEL CHAIR RAMP' (see detail Sheet No. 1)

GENERAL NOTES

1. All useable excavated material to remain on project for compacted fill behind Curb & Parking grading.
2. All parkings on this project shall be graded between face of wk. and back cbs. & shall be considered incidental to project.
3. All conc. walk construction shall be on property line.
4. Engineer & Contractor to protect all "irons" on this project.
5. Engineer shall determine in field amount of conc. pav't. to be removed & replaced on Orme St. to insure smoothe transition.

CURB & GUTTER REPAIR
ORME ST.-WATER ST. to MAIN ST.
Project Number DAKS 575094

2/4

B.M. 110.48 N.E. Cor. of 2nd Step from Bottom to Porch at 815 So. Main St.

BASE LINE 55.5'N & 14.4'E IRON-IN-THIMBLE AT C.L. OF ORME & WATER ST. SOUTH

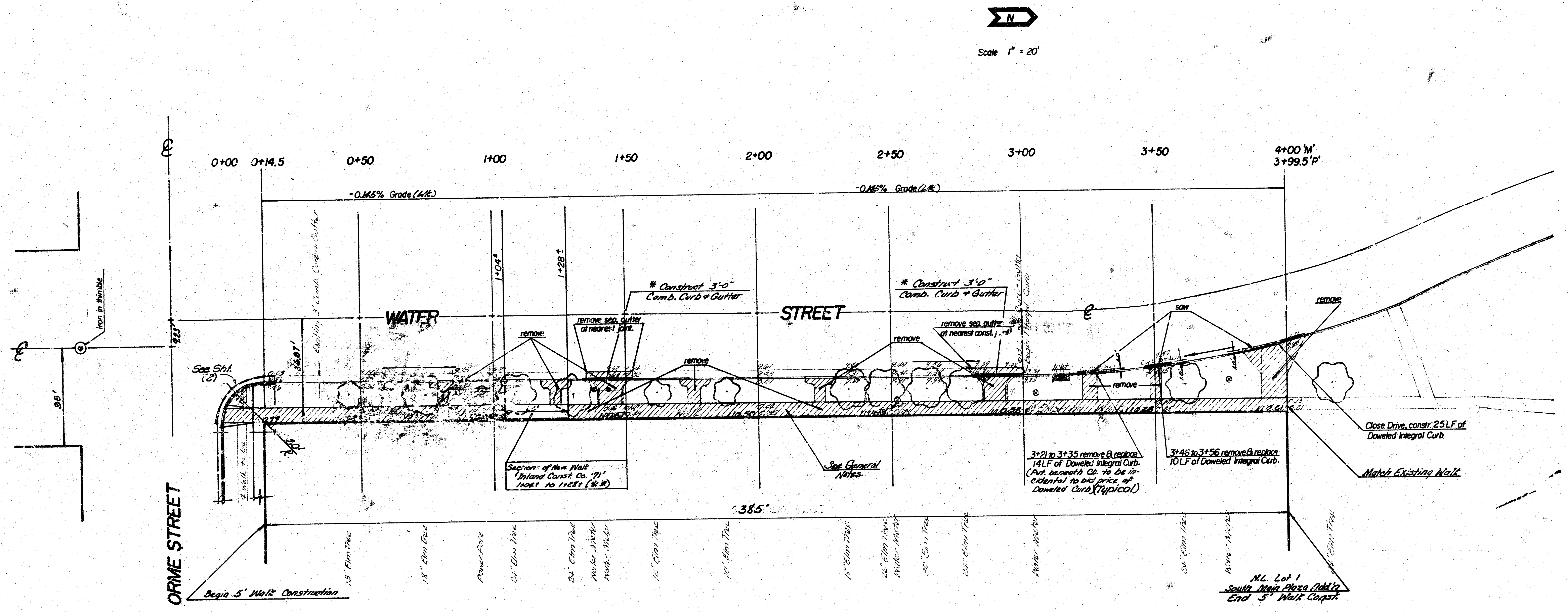
N
Scale 1" = 20'
0+00
0+14.5
0+50
1+00
1+50
2+00
2+50
3+00
3+50
4+00 'M'
3+99.5 'P'
-0.145% Grade (Wk.)
-0.145% Grade (Wk.)
1+04±
1+28±
WATER
STREET
℄
℄
Iron in thimble
36'
9.23'
36.87'
Existing 3' Comb. Curb & Gutter
See Sht. (2)
20' R.
4' Walk to Lt.
* Construct 3'-0" Comb. Curb + Gutter
* Construct 3'-0" Comb. Curb + Gutter
remove
remove sep. gutter at nearest joint.
remove
remove
remove sep. gutter at nearest const. joint
End Comb. Curb + Gutter Begin Integral Curb
light
saw
remove
remove
Curb broken
Section of New Walk 'Inland Const. Co. '71' 1+04± to 1+28± (**)
See General Notes.
3+21 to 3+35 remove & replace 14LF of Doweled Integral Curb. (Pvt. beneath Ct. to be incidental to bid price of Doweled Curb)(Typical)
3+46 to 3+56 remove & replace 10LF of Doweled Integral Curb.
Close Drive, constr. 25LF of Doweled Integral Curb
Match Existing Walk
385'
ORME STREET
Begin 5' Walk Construction
13" Elm Tree
18" Elm Tree
Power Pole
24" Elm Tree
24" Elm Tree
Water Meter
Water Meter
12" Elm Tree
10" Elm Tree
18" Elm Tree
26" Elm Tree
Water Meter
30" Elm Tree
24" Elm Tree
Water Meter
36" Elm Tree
Water Meter
Elm Tree
N.L. Lot 1 South Main Plaza Add'n End 5' Walk Const.

(**) Engr. Note - If this section of walk is not on E.R. + to grade rem. + repl. w/ new walk const.

(*) See Note on Sht (1) of 4

WATER STREET
PROJ. NO. DAKS575094

3/4

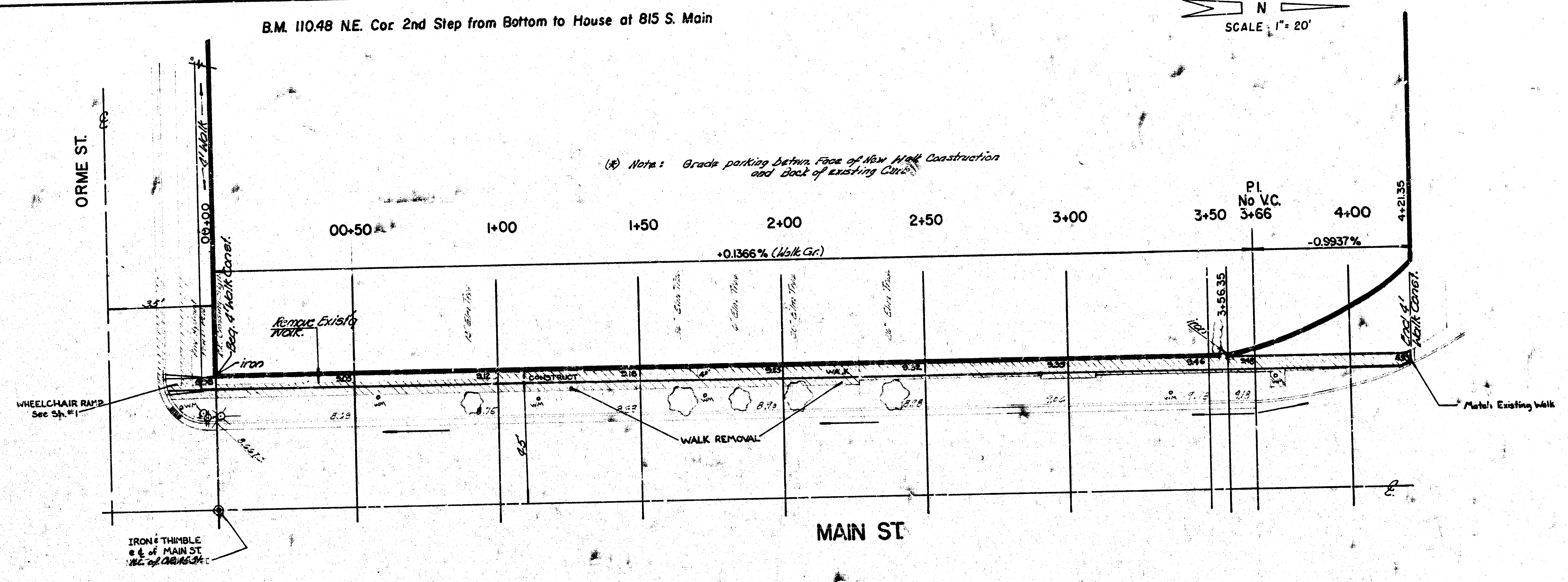
B.M. 110.48 N.E. Cor. 2nd Step from Bottom to House at 815 S. Main
N
SCALE: 1" = 20'
ORME ST.
00+00
4' Walk
Beg. 4' Walk Const.
35'
iron
Remove Exist'g Walk.
WHEELCHAIR RAMP See Sh. #1
(*) Note: Grade parking betwn. Face of New Walk Construction and Back of existing Curb
00+50
1+00
1+50
2+00
2+50
3+00
3+50
P.I. No V.C. 3+66
4+00
4+21.35
+0.1366% (Walk Gr.)
-0.9937%
3+56.35
iron
End 4' Walk Const.
CONSTRUCT
WALK
WALK REMOVAL
Match Existing Walk
9.05
9.12
9.18
9.25
9.32
9.39
9.46
9.48
8.29
8.75
8.93
8.98
12" Elm Tree
6" Elm Tree
30" Elm Tree
45'
MAIN ST.
IRON & THIMBLE @ ℄ of MAIN ST. N.C. of ORME ST.

MAIN ST.
WALK REPAIR
Proj. No. DAKS 575 084

4/4