
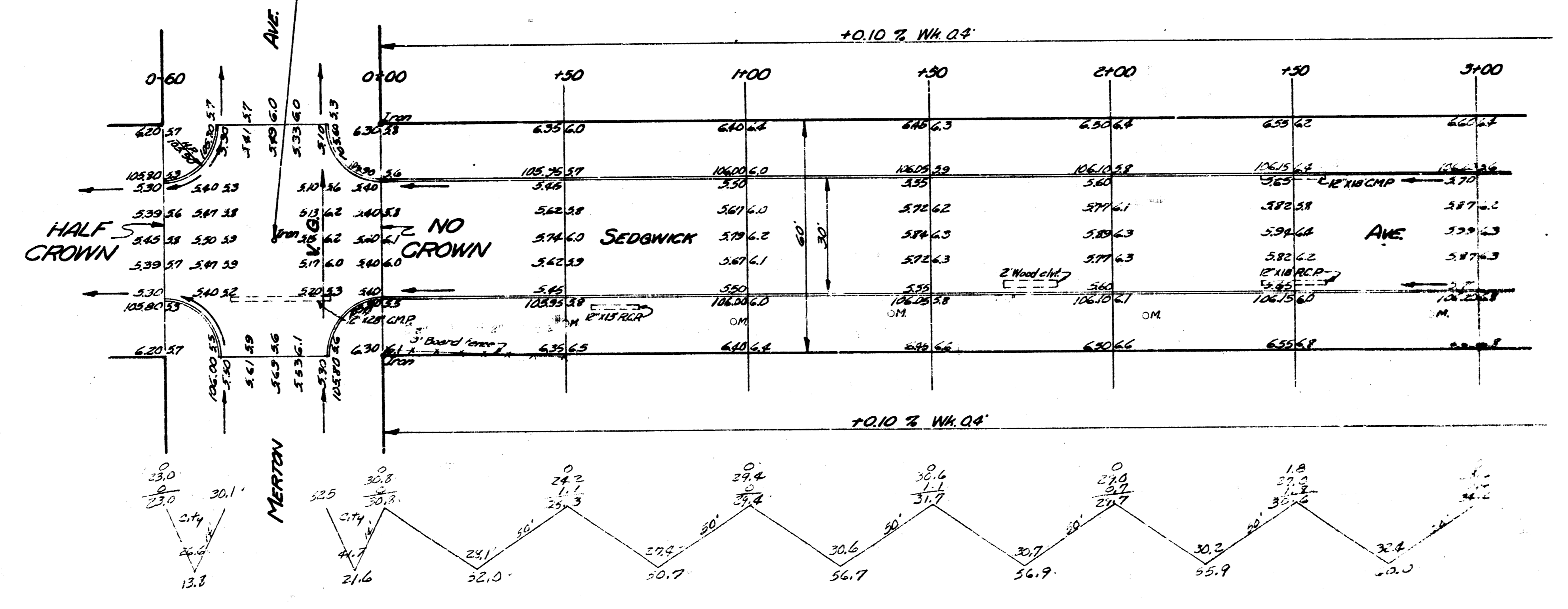


B.M. 106.81 "X" on SW cor. conc. C.B. & M.H. Meridian & Wheeler.  
 B.M. 105.77 New standard N.W. cor. Meridian & Wheeler.  
 B.M. 106.52 Double spike N.E. PP. NE. Sedgwick & Merton.  
 Stationing on C.



NOTE  
 FIELD ENGINEER: Establish ties to iron of  
 Sedgwick & Merton before paving.



Excavation		Fill	
Prop	City	Prop	City
710.9	729.6	0	0
71.7	23.0		
782.0 cu yds	252.6 cu yds		

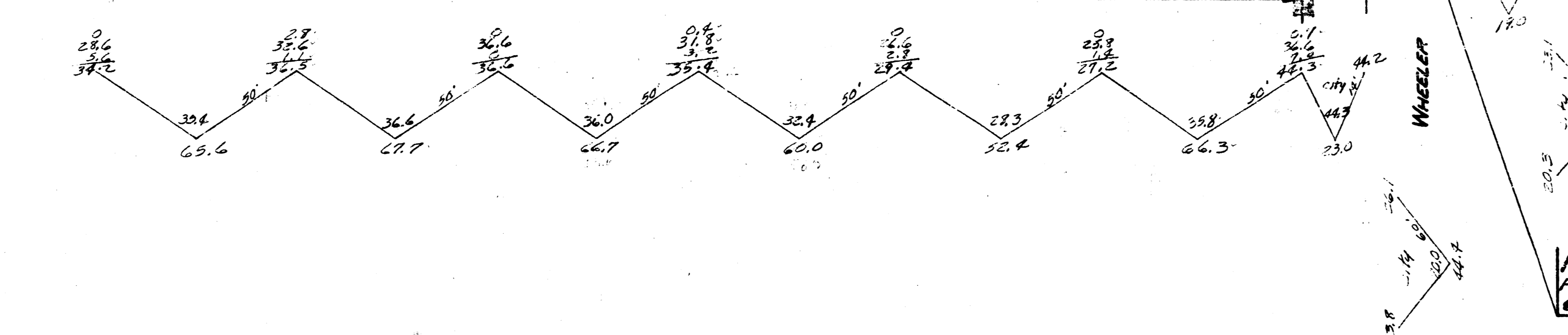
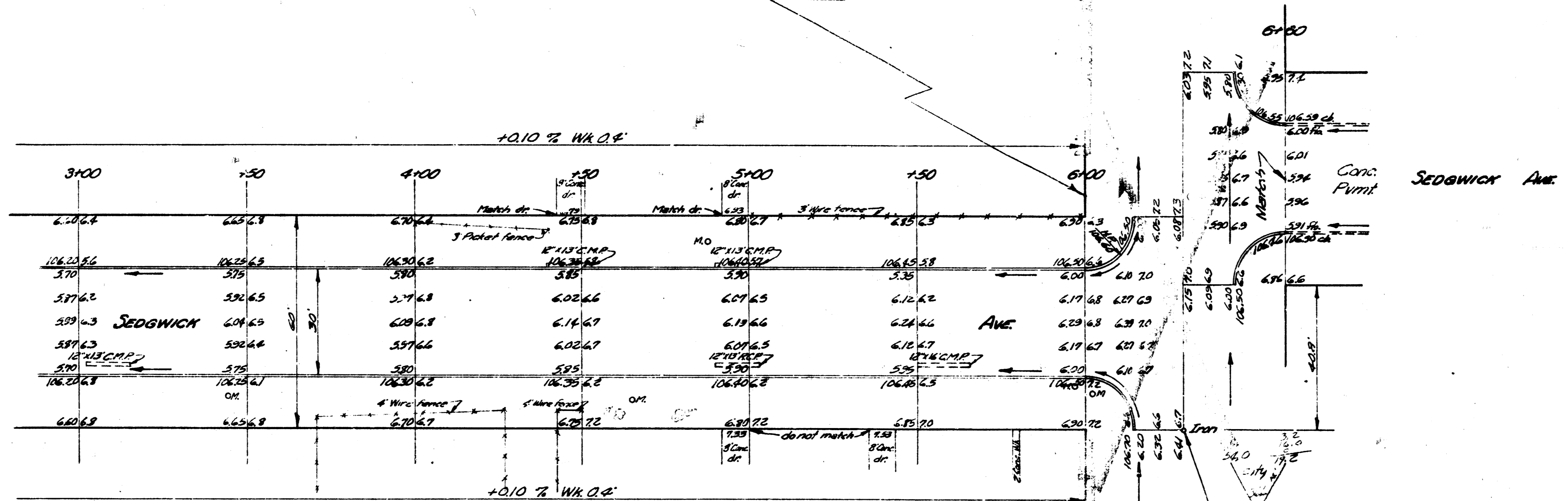
NOTE  
 FIELD ENGINEER & CONTRACTOR: All entrance  
 pipes are to be disposed of in accordance with  
 dirt checkers instructions.



1/2

**SEDGWICK**  
 S.L. MERTON TO N.L. WHEELER  
 30' CONC. & C.B.  
 CITY OF WICHITA KANSAS  
 B.E. SMITH CITY ENGINEER  
 MAY 1955 PROJ. No. C15-26

NOTE TO FIELD ENG. & CONTRACTOR, END CONSTRUCTION AT STA. 6+00 DO NOT EXCAVATE OR PAVE INTERSECTION OF WHEELER ON THIS PROJECT.



NOTE FIELD ENGINEER: Establish ties to run of E. Wheeler & E.L. Sedgwick S.

SEDGWICK  
PROJ. No. C15-26

2/2