

B.M. #1 108.78 80' Spike N.S. Tel. Pole N. of Dooley E.S. Meridian
 B.M. #2 106.81 "+ on S.W. Cor. Conc. C.B. & M.H. N.W. Cor. Meridian & Wheeler

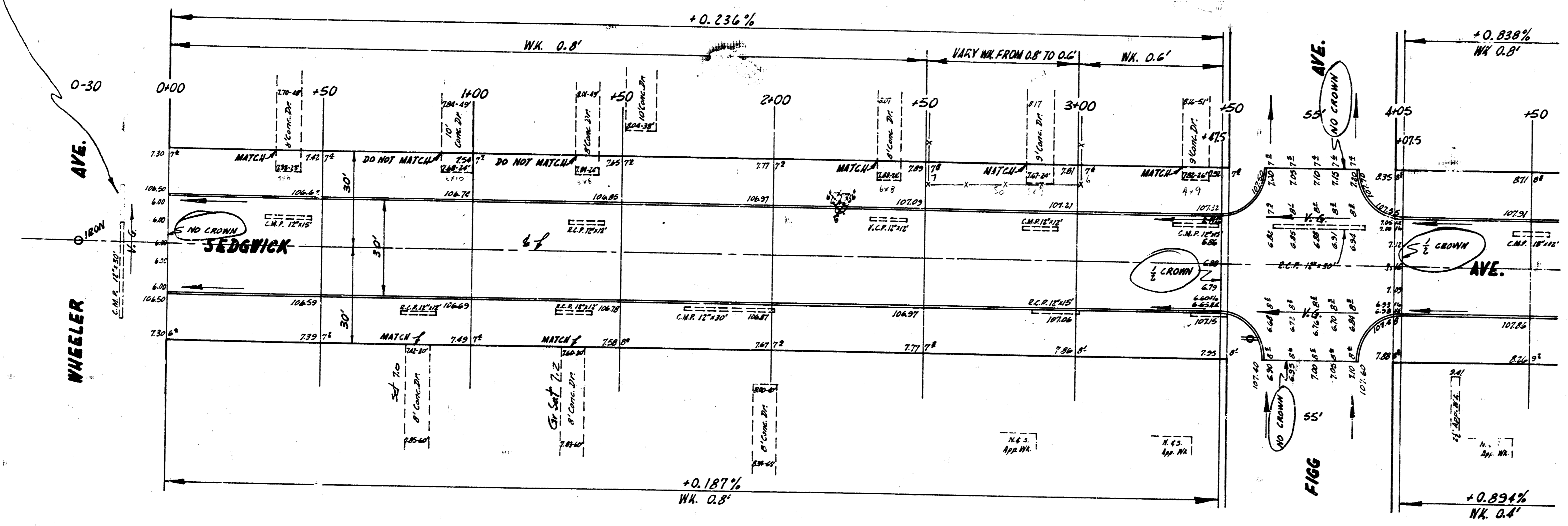
Chain N. on \pm

NOTE TO FIELD ENGR.: RECORD LN. FT. OF PIPE
 REMOVED TO BE PAID AS BID ITEMS & TURN IN.
 CHECK WITH CONTRACTOR.

NOTE TO FIELD ENGR.:
 USE PIPE FROM FRAG INTER. TO
 EXTEND PIPE @ WHEELER.

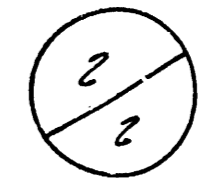
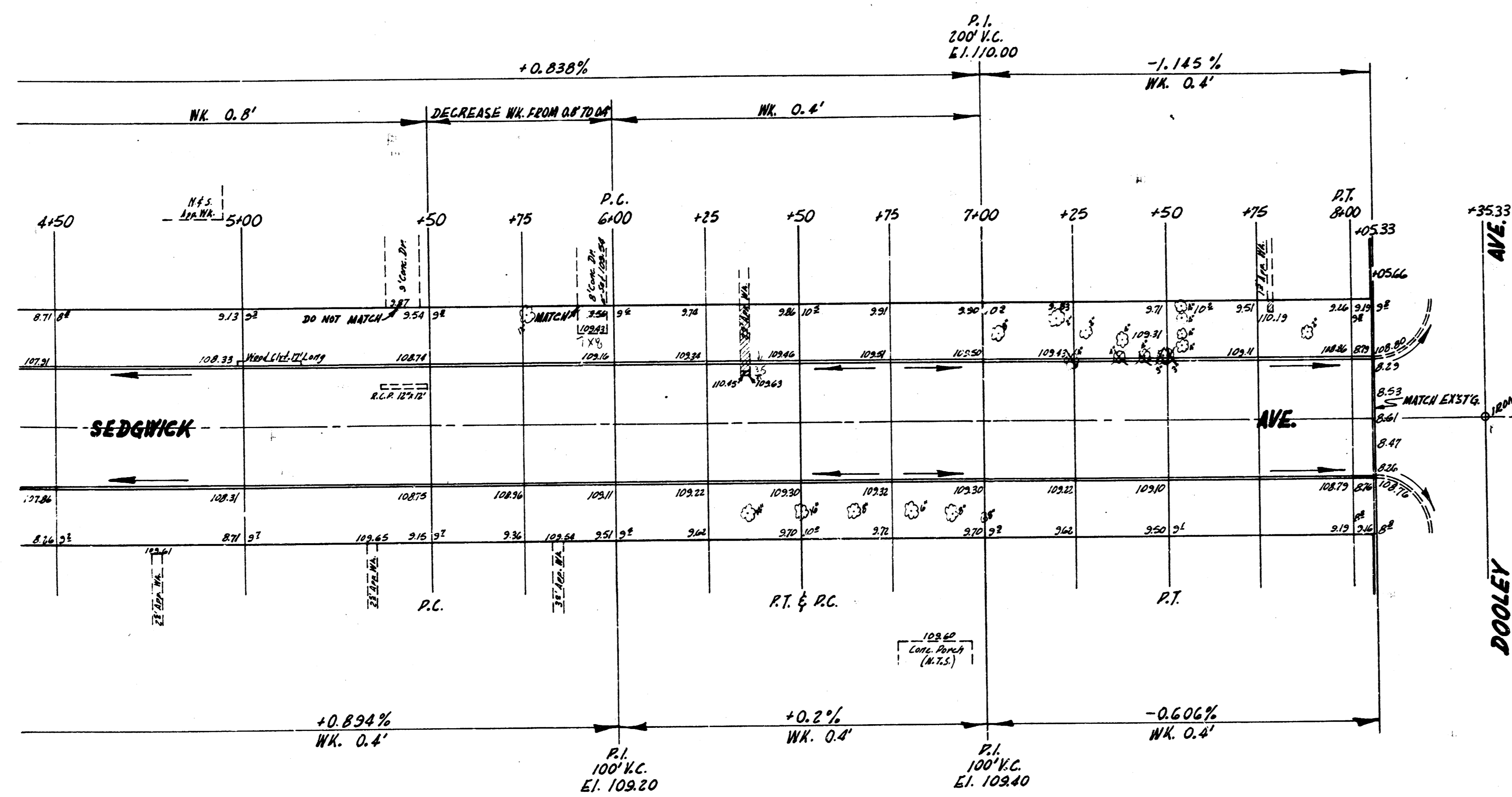


SHIRLEY ARSABEL BANKS
 CIVIL ENGINEER
 1015 S. WHEELER
 WICHITA, KANS.



SEDGWICK AVE.
 N.L. WHEELER - S.L. DOOLEY
 30' CONC. & CB.
 CITY OF WICHITA, KANS.
 B.E. SMITH CITY ENGINEER
 AUGUST, 1954 PROJ. NO. C14-200

1015 S. WHEELER
 WICHITA, KANS.
 AUGUST 1954



SEDGWICK AVE.