

B.M. 111.25 IRON IN THIMBLE @ TEXAS EXPOSITION.

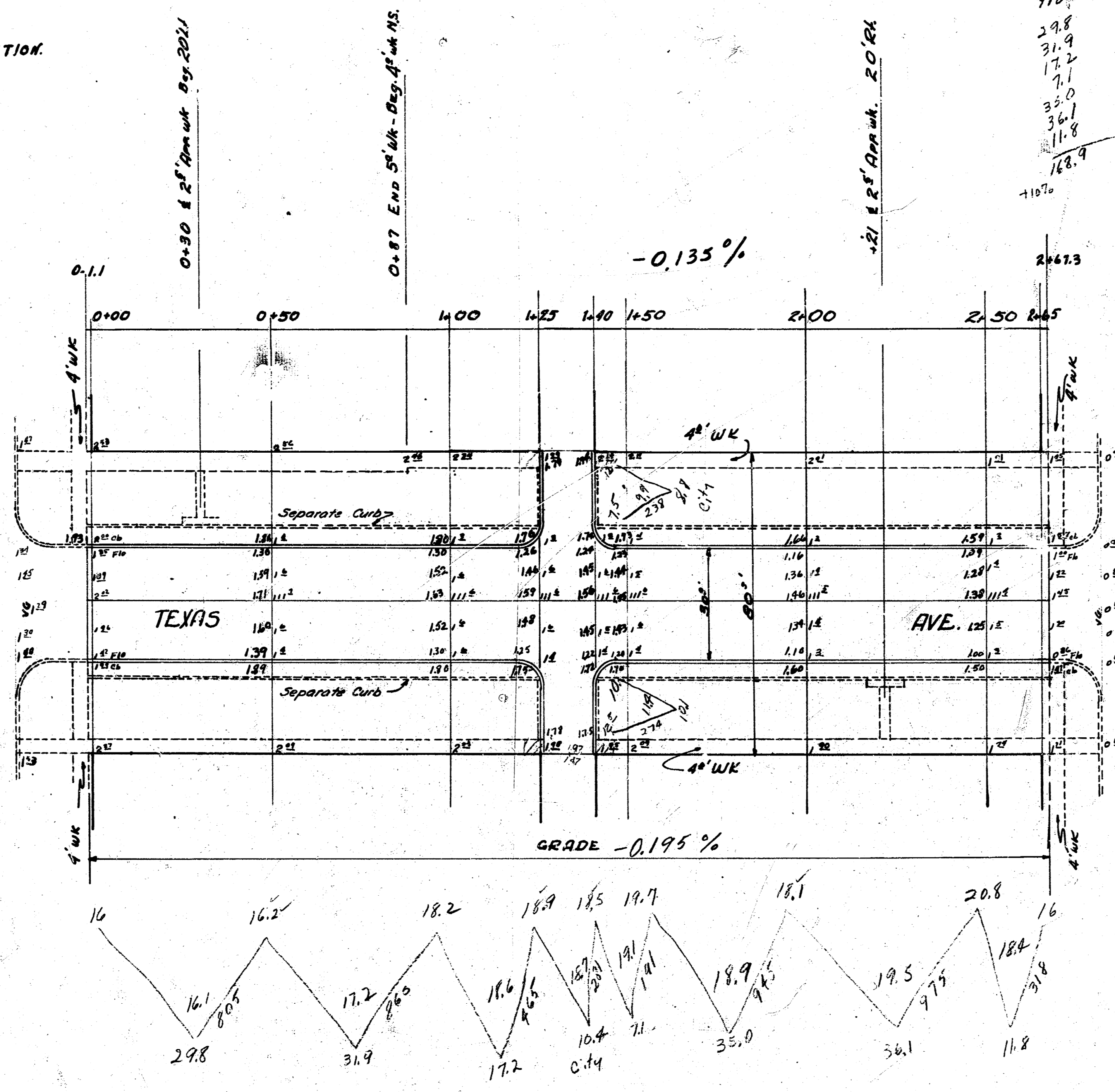
Scale 1"=20'

City
10.4
8.1
10
29.3

7.00
29.8
31.9
17.2
7.1
35.0
36.1
11.8
168.9

-0.135%

GRADE -0.195%




0-33.9 Thimble @ Martinson & Texas

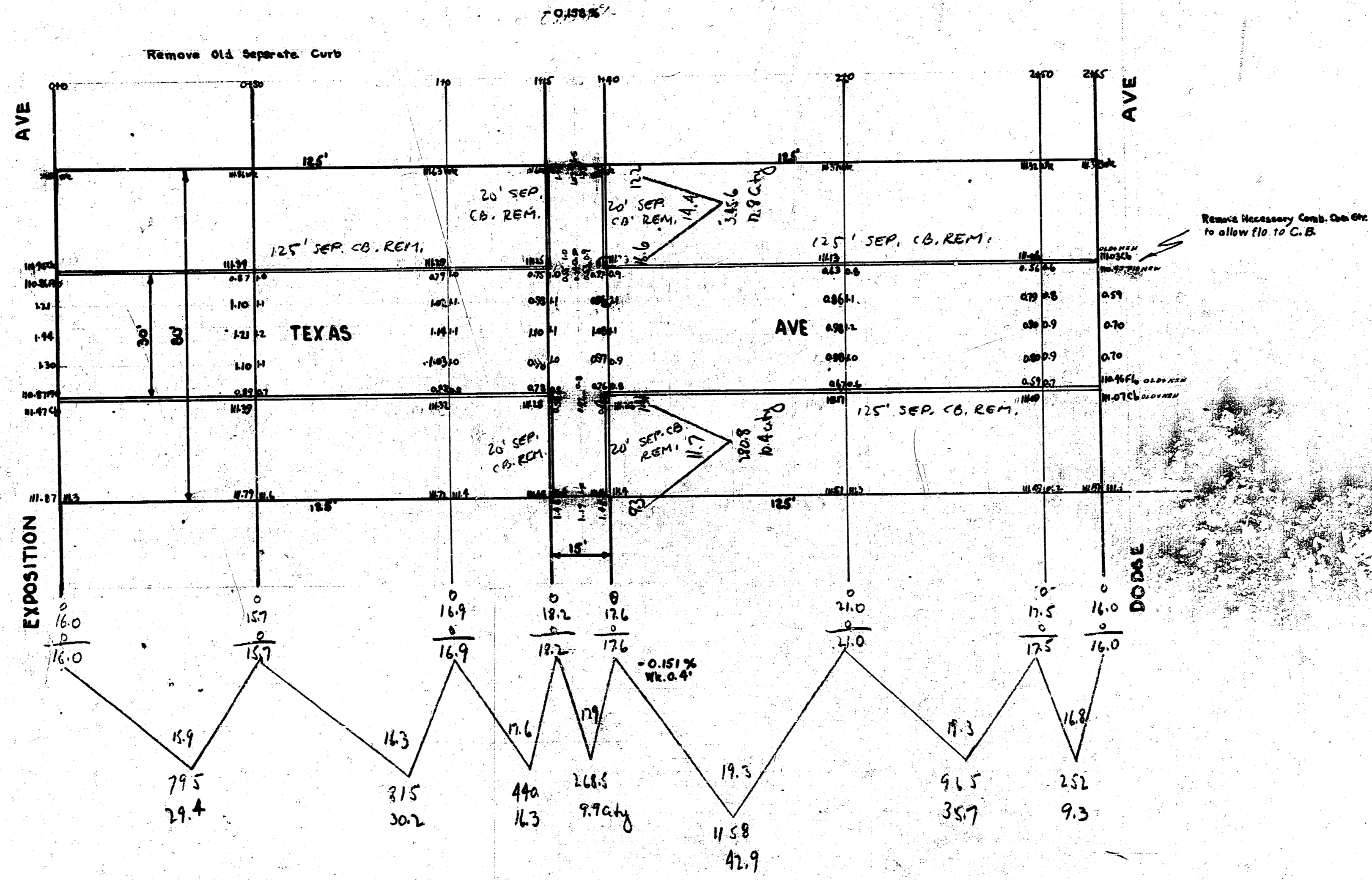
2.85 Thimble @ Exposition & Texas

Plan
15-54 - 1-25-51
1-19-51
1-11-52
L.K. White
City Engineer

TEXAS AVE.
 EL. MARTINSON to WL. EXPOSITION
 30' Conc & Cb
 City of Wichita, Kansas
 L.K. White City Engineer
 Jan. 8, 1952 Proj. No. CI-217



D.M. 11125 Iron in Thumb c. Exposition & Texas
 D.M. 11075 Iron in Thumb c. Dodge & Texas



Property	City
29.4	9.9
30.2	10.4
16.3	13.8
41.9	33.1
35.7	110%
9.3	36.4 cu yds
163.8	
110%	
179.1 cu yds	

TEXAS AVE
 E.L. EXPOSITION TO W.L. DODGE
 30' CONCRETE & C.B.
 CITY OF WICHITA, KANS.
 L.K. WHITE CITY ENGINEER
 AUG. 1946