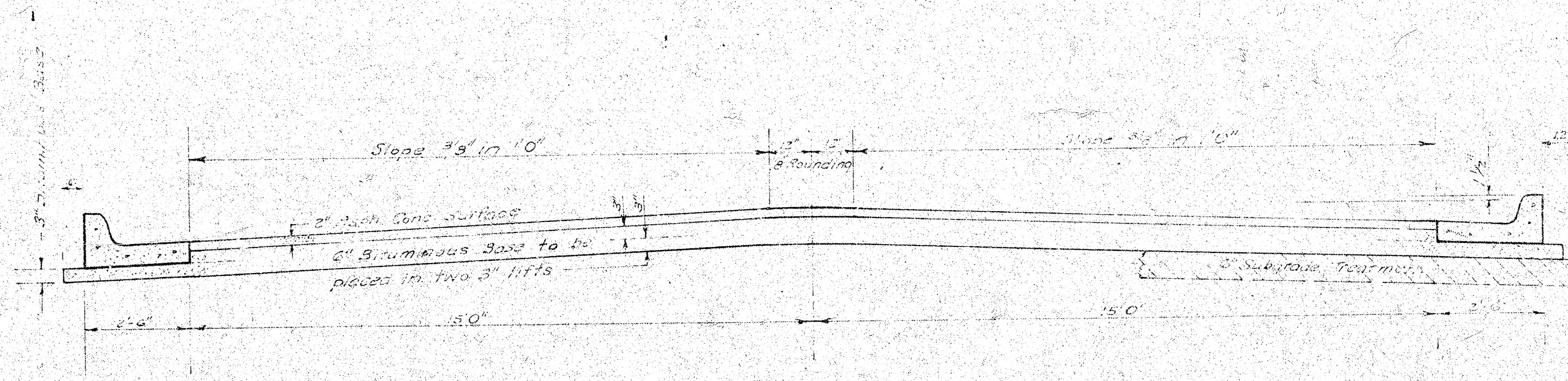


THURMAN STREET

E. L. MURRAY AVE. to the
E. L. LOT 25, BLOCK 6, WESTLINK VILLAGE 11th ADD'N
Proj. No. DAKS574045



TYPICAL SECTION

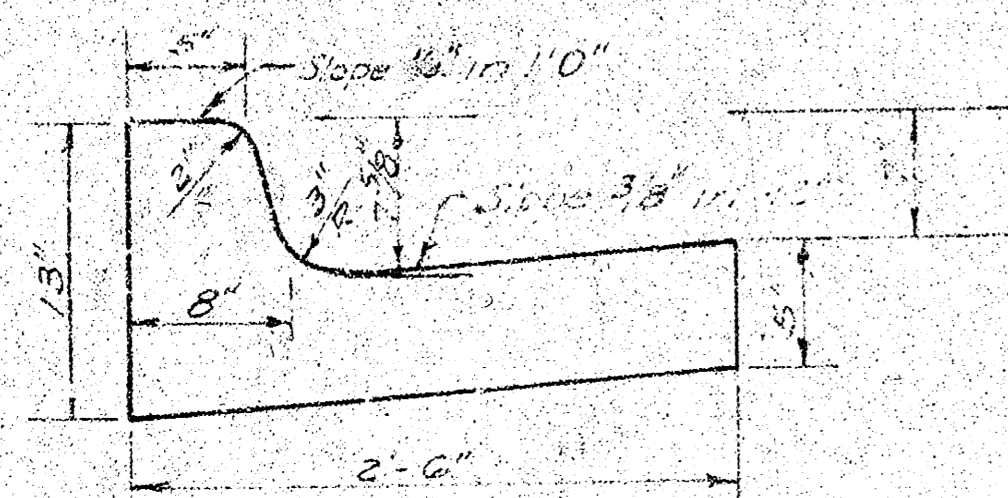
35' ASPHALTIC CONCRETE PAVEMENT WITH BITUMINOUS BASE

A TACK COAT OF EMULSIFIED ASPHALT (SS-1H) SHALL BE APPLIED AT AN APPROXIMATE RATE 0.05 GALLONS PER SQ YD BETWEEN LIFTS OF ASPHALTIC MATERIALS WHEN ORDERED BY THE ENGINEER. TACK COAT WILL NOT BE PAID FOR DIRECTLY AND SHALL BE CONSIDERED AS SUBSIDIARY TO PRICE BID FOR ASPHALTIC PAVEMENT.

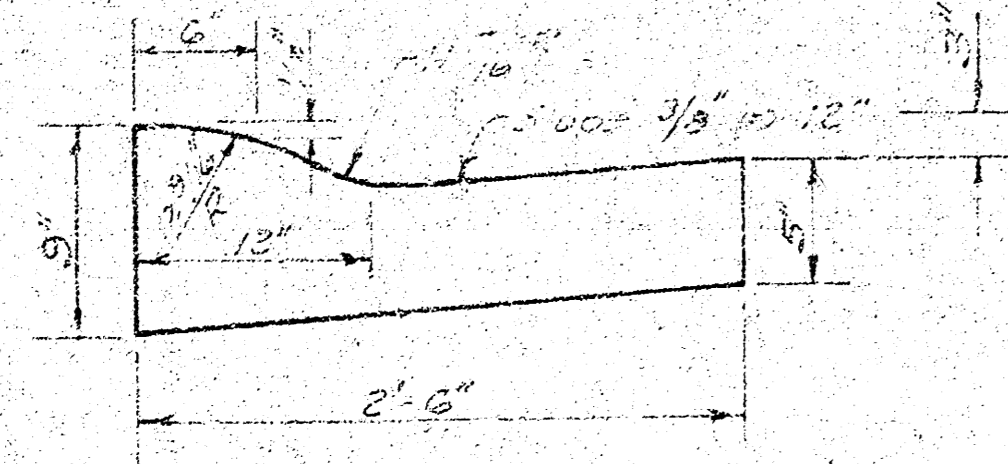
BITUMINOUS BASE AND ASPHALTIC CONCRETE WEARING SURFACE SHALL BE PLACED WITH A LAYDOWN MACHINE HAVING AUTOMATIC ELECTRONIC CONTROLS FOR CROWN AND GRADE. CONSTRUCTION JOINTS IN EACH LIFT SHALL BE STAGGERED A MINIMUM DISTANCE OF 1' WITH JOINTS IN PRECEDING LIFTS AND PLACED SUCH THAT A JOINT WILL BE CONSTRUCTED ON THE CENTERLINE IN THE TOP LIFT.

*The A.C. Pavement between the curb and gutter shall be paid as Sq Yds 8" A.C. Pavement (w/ Bituminous Base).
The Bituminous Base under the curb and gutter shall be paid as Sq Yds 3" Bituminous Base.*

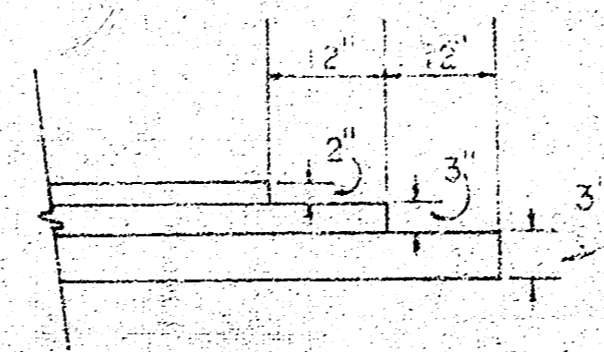
COMBINED CURB & GUTTER




ROLL TYPE CURB & GUTTER



DETAIL OF TRANSVERSE CONSTRUCTION JOINTS



TRANSVERSE CONSTRUCTION JOINTS SHALL BE CONSTRUCTED IN FLEXIBLE BASE PAVEMENTS AT LOCATIONS WHERE PAVEMENT TEMPORARILY ENDS TO FACILITATE FUTURE PAVEMENT CONSTRUCTION AS SHOWN BY DETAIL. THE COST OF CONSTRUCTING THE TRANSVERSE CONSTRUCTION JOINTS SHALL NOT BE MEASURED OR PAID FOR DIRECTLY BUT SHALL BE INCLUDED IN THE BID PRICE FOR SQUARE YARDS OF ASPHALTIC CONCRETE PAVEMENT.



CITY OF WICHITA KANSAS

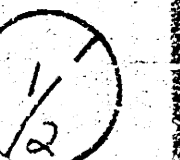
DEPARTMENT of PUBLIC WORKS - Engineering
Division

R. W. LINN

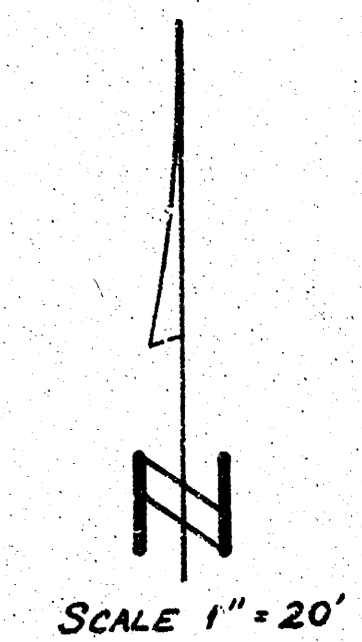
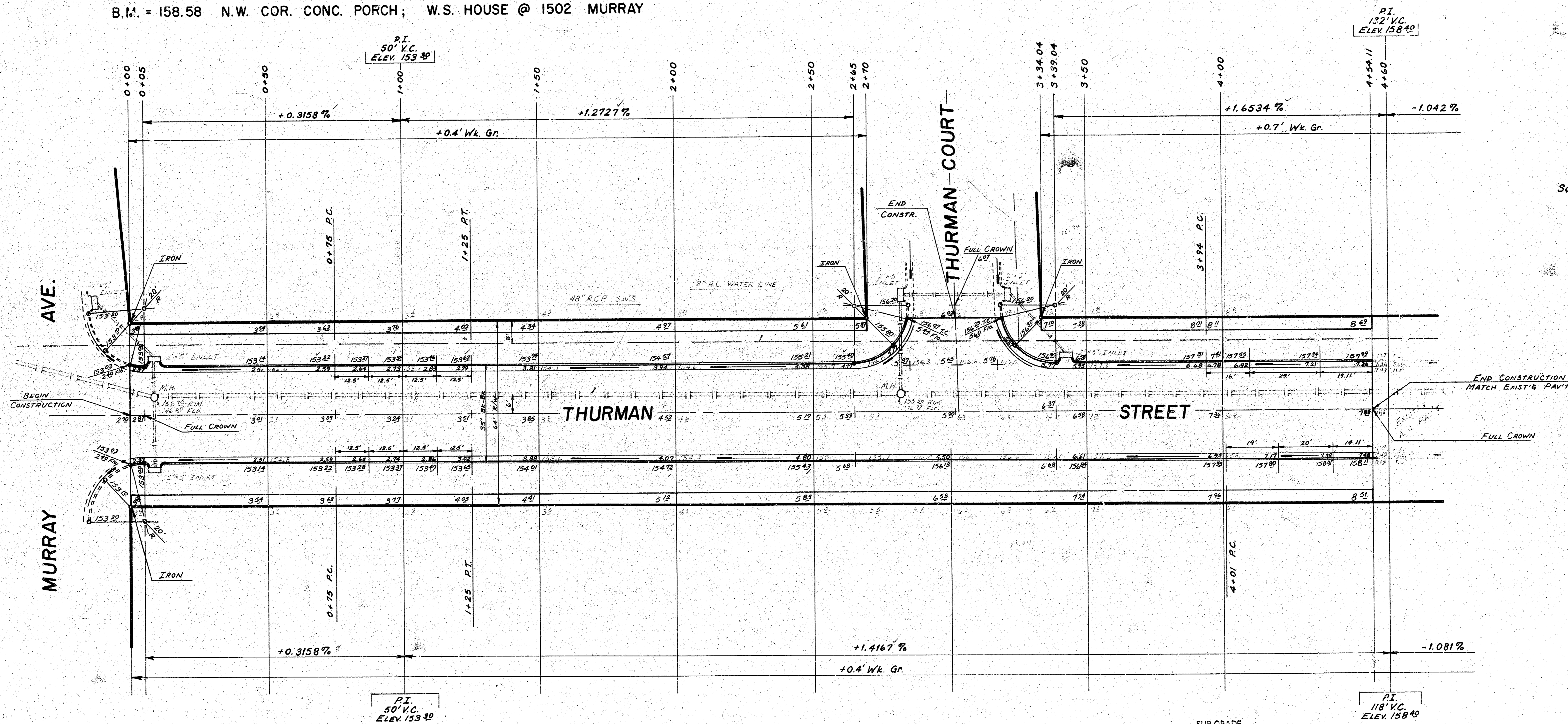
CITY ENGINEER

DATE

Proj. No. DAKS574045



IS THURMAN STREET
 B.M. = 158.58 N.W. COR. CONC. PORCH; W.S. HOUSE @ 1502 MURRAY



SURVEY CHECKED
 PUGH HENRY
 Exc. Henry
 Checked

NOTE: ONLY 6 DRIVES ARE TO BE INCLUDED IN THIS PROJECT.

NOTE TO FIELD ENGINEER & CONTRACTOR
 Grade parking and clear right-of-way for proposed sidewalk. Compact fill in sidewalk areas TO BE CONSTRUCTED BY "OTHERS".

SUB-GRADE
 TYPE OF SUB-GRADE TREATMENT SHALL BE DETERMINED BY THE FIELD ENGINEER. SUB-GRADE TREATMENT MAY CONSIST OF LIME TREATMENT, CEMENT TREATMENT, SUB-GRADE MODIFICATION, OR ANY COMBINATION OF THESE.

MANIPULATION:

PROP.	CITY
1735.3 Sq. Yds.	2008 Sq. Yds.

EARTHWORK:

	PROP.	CITY
EXCAVATION +10%	687.4	99.0
	68.7	9.9 C.Y.
COMPR. FILL +10%	756.1 C.Y.	108.9
	31.9	
	34.4 C.Y.	

THURMAN ST.
 E.L. MURRAY AVE. to the E.L. LOT 25
 BLOCK 6, WESTLINK VILLAGE 11th ADDN.
 35' A.C. PAV'T W/ COMB. CB. & GTR.
CITY OF WICHITA, KANS.
 R.W. LINN CITY ENGINEER
 DAKS574045 DATE 2/12

