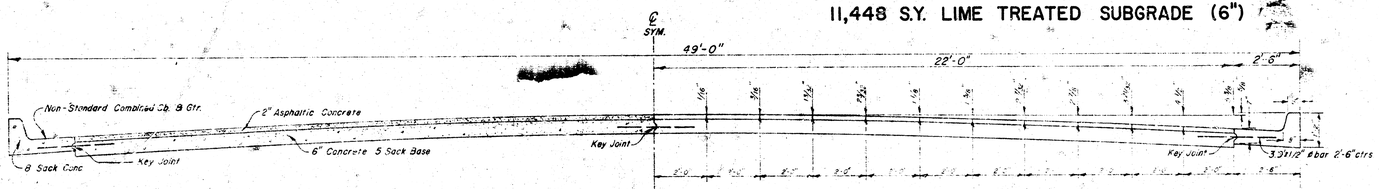
WOODLAWN BLVD.

N.L. HARRY TO C.L. BAYLEY
PROJ. NO. C 19-18
44'-2'-48' ASPH. CONC.

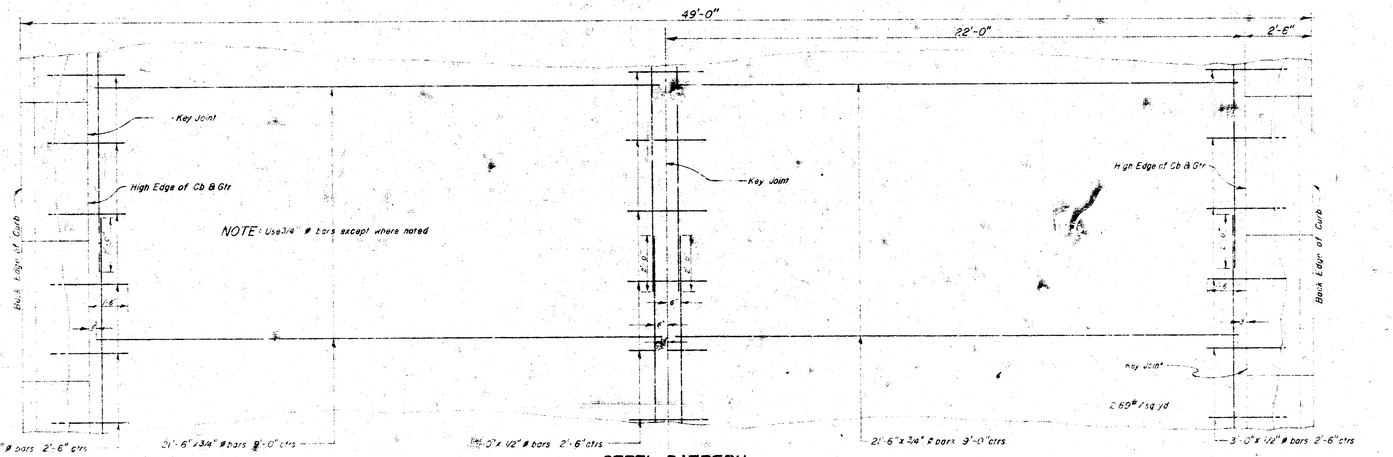
EXC.			COMP. FILL
5,163.5 C.Y		5,429.4	96.5 C.Y.
516.4	+10 %	542.9	9.7 +10 %
5,679.9 C.Y.		5972.3	106.2

11,448 S.Y. LIME TREATED SUBGRADE (6")



TOP 6" LAYER OF SUBGRADE TO BE TREATED WITH LIME

TYPICAL SECTION
Scale 1"=2'-0"



STEEL PATTERN
Scale 1" = 2'-0"

M. LINN
REGISTERED
3534
ENGINEER
PROFESSIONAL ENGINEER

1/9

14- Engr
1- Asst

B.M. 140.72 S.W. corner light pole base on N.E. corner Harry & Woodlawn.

1"=20'

Scale

N

0+00 0+25 0+50 1+00 1+50 2+00 2+50 3+00 P.V.C. 3+21.44(P) 3+50 P.V.T. El. 1382.10 100 V.C. 4+00 P.V.T. 4+50.65(P) P.V.C. 4+90.65(P) 5+00 5+20.65(P) P.V.T. El. 1388.00 120 V.C. 5+50

-0.440% +0.527% +1.073%

Sta. 3+21.44 (P) 24" R.C.P. N. with 2'-6" L.F. 15" R.C.P. N. by others. T.C. = 131.25. Flow 15" R.C.P. Out = 131.25.

Sta. 3+35.5 & 2'x5' Inlet by others. T.C. = 137.22 Flow 15" R.C.P. In = 134.00. Flow 15" R.C.P. Out = 133.90.

Sta. 3+42.5 & 2'x5' Inlet by others. T.C. = 137.12 Flow 15" R.C.P. In = 133.80. Flow 18" R.C.P. Out = 133.70

Sta. 3+39.5 & 2'x5' Inlet with 2'-6" L.F. 15" R.C.P. N. by others. T.C. = 137.45. Flow 15" R.C.P. In = 134.90. Flow 15" R.C.P. Out = 134.90.

Sta. 3+51.5 & 2'x5' Inlet with 2'-6" L.F. 15" R.C.P. N. by others. T.C. = 137.95 Flow 15" R.C.P. In = 134.80. Flow 15" R.C.P. Out = 134.80.

Sta. 3+63.5 & 5'x1st. 2'x5' Inlet to be adjusted by others. T.C. = 137.97 Flow 15" R.C.P. in = 134.70.

462.25 (M) 467.24 (P) P.V.C.

471.24 (P) P.V.T.

572.34 (P) P.V.C. El. 1388.00 120 V.C.

Plug R.C.P. By Others.

Manholes adjusted by others.

Fire Hydrant

Power Pole

Guy Wire Anchor

Conc. Slab

Conc. Slab to be removed by others.

Asphalt Surface

Concrete

Proposed Sidewalk

Woodlawn Blvd.

Harry

138.58 ft. ±

Easement

50' 29' to Fc. 40' Access Control 30' 52' Access Control 30' 8' P.L. 118' 25' 40' 7" Conc. Pav'mt. 30' F.L. 40.65' 33.78 R. 20' F.L. 5' 10' 22' 24' 36" R.C.P. 18" R.C.P. 15" R.C.P. 24" R.C.P. 5' R. 7.5' R. 10' R. 15' R.

-0.517% Set Walk to Grades Shown

Access Control except for two openings

+0.692% Wk. +0.6

+0.732% Wk. +0.6

P.V.C. P.V.T. P.V.C. P.V.T.

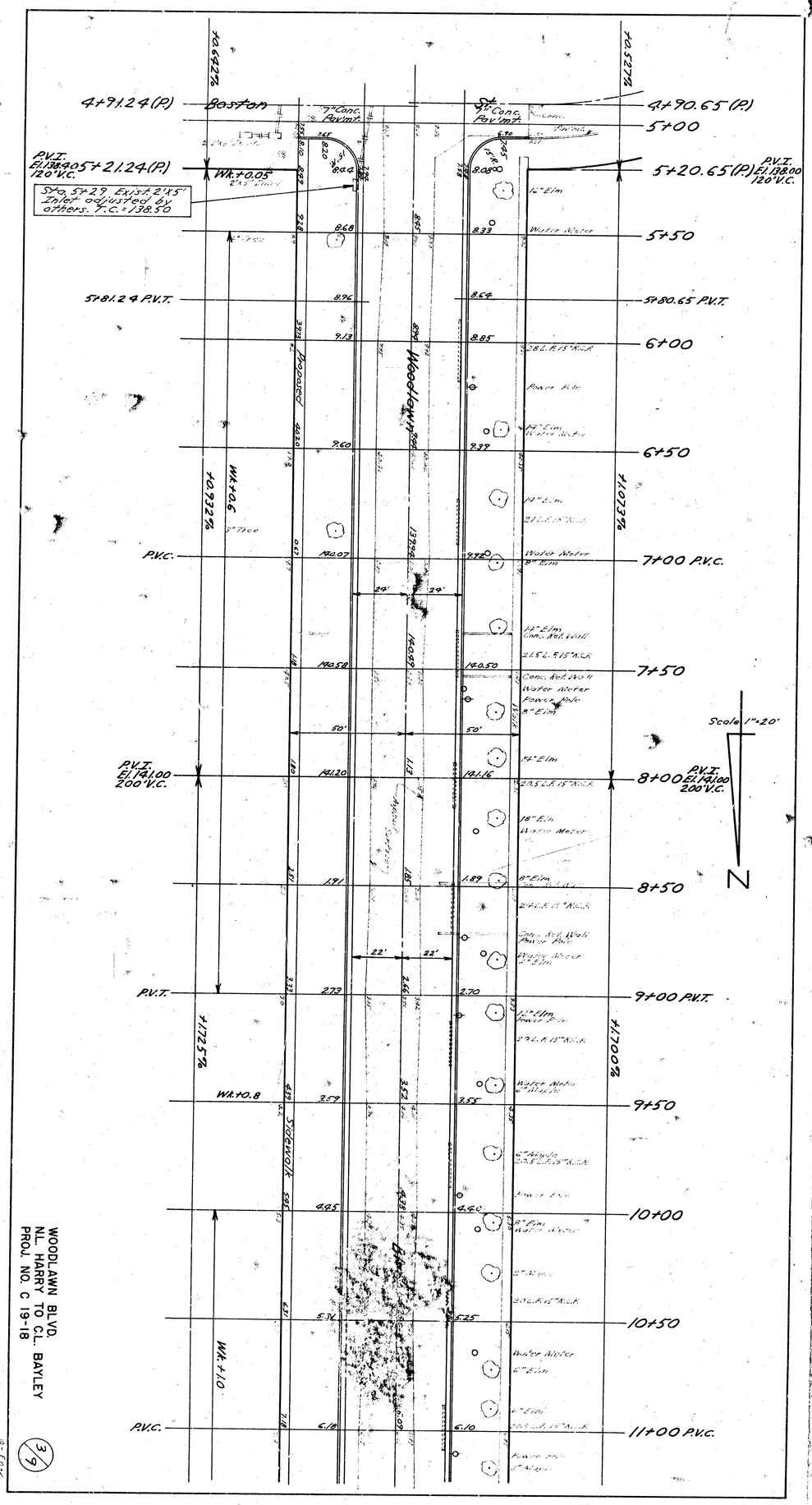
Note: Contractor to grade parkings and construct compacted Fill for proposed sidewalk. Sidewalk to be constructed by others. Contractor to remove Conc. Box culvert at Sta. 3+93, remove entrance pipe and conc. headwalls or retaining walls within street right-of-way, and otherwise clear right-of-way. Entrance pipe shall be disposed of as directed by the field engineer. Trees not in way of actual construction are not to be disturbed. Asphalt mat and conc. removed shall be disposed of locations provided by the contractor and with the approval of the engineer.

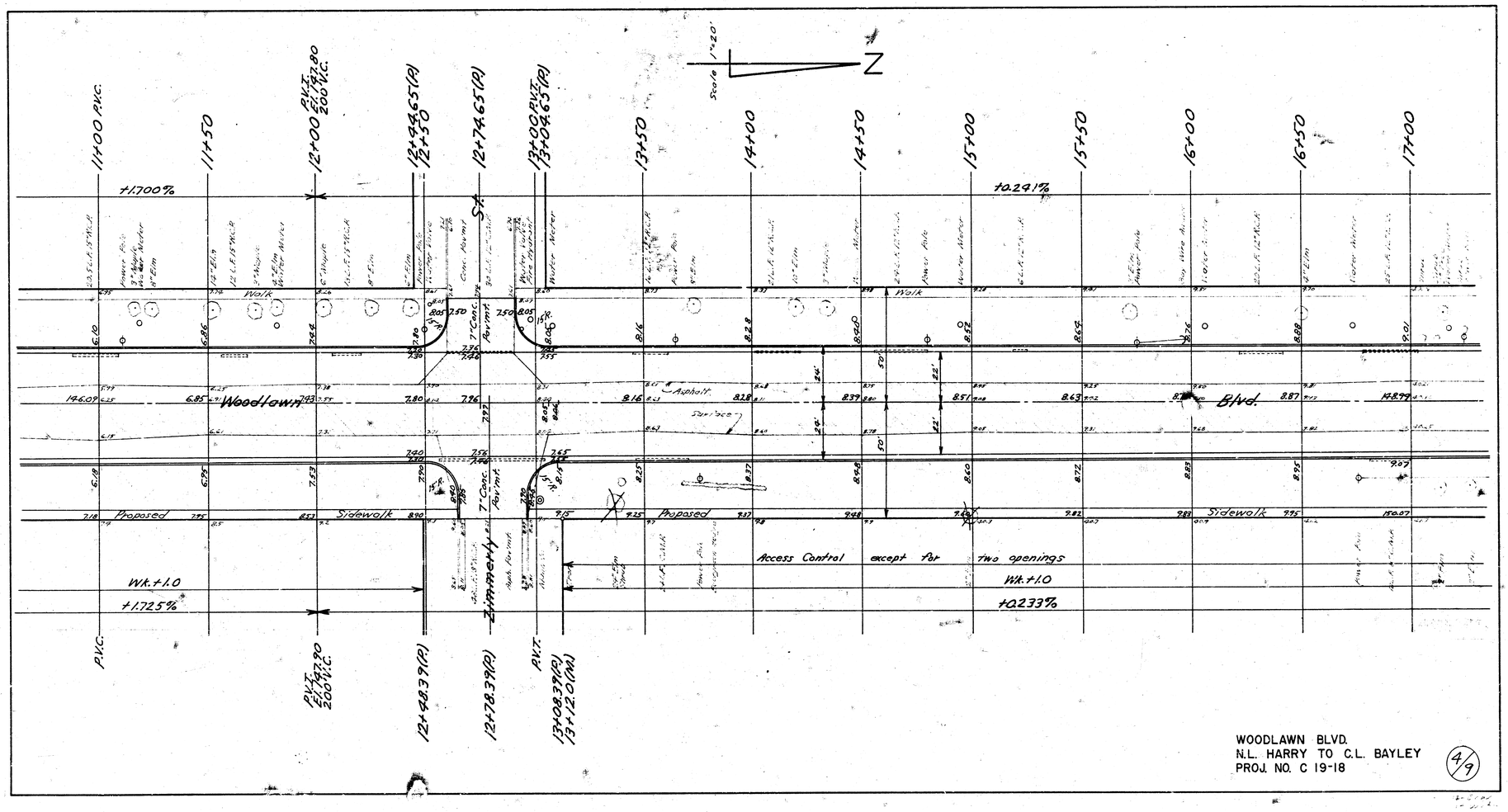
Survey Data Plan Corrected Engineer Checked

2/9

WOODLAWN BLVD.
N.L. HARRY TO C.L. BAYLEY
44-2-48 ASPH. CONC.
CITY OF WICHITA, KANSAS
R. E. SMITH, CITY ENGINEER
PROJ. NO. C-19-18
DATE: MAY 1969

R. E. SMITH LICENSED PROFESSIONAL ENGINEER 436 KANSAS


4+91.24 (P)
Boston
7" Conc. Pav't.
4+90.65 (P)
5+00
P.V.I. El. 138.90 120' V.C.
5+21.24 (P)
Wk. +0.05
5+20.65 (P)
P.V.I. El. 138.00 120' V.C.
5+29, 5+29 Exist. 2'X5' Inlet adjusted by others. T.C. = 138.50
5+50
5+81.24 P.V.T.
5+80.65 P.V.T.
6+00
Proposed
Woodlawn Blvd.
6+50
Wk. +0.45
P.V.C.
7+00 P.V.C.
7+50
Water Meter
Power Pole
8" Elm
50'
8+00
P.V.I. El. 141.00 200' V.C.
8+50
22'
9+00 P.V.T.
Wk. +0.8
9+50
Sidewalk
10+00
10+50
Wk. +1.0
P.V.C.
11+00 P.V.C.
Scale 1"=20'
N
WOODLAWN BLVD.
N.L. HARRY TO C.L. BAYLEY
PROJ. NO. C 19-18
3/9



WOODLAWN BLVD.
N.L. HARRY TO C.L. BAYLEY
PROJ. NO. C 19-18

4/9

B.M. 149.96 "D" in P.K.S. east curb of Woodlawn and N.L. of Bayley.

Scale 1"=20'

17+00 | 17+50 | 18+00 | 18+50 | 19+00 | P.V.I. 19+38.89 (P) 246.57 V.C.

+0.24% | +0.31%

Woodlawn Blvd.

Match Pavement

Asphalt Surface

Remove paved half of intersection and replace with 7" conc. pavement.

Proposed 0.18 Sidewalk

Access Control except for two openings

+0.233%
Wk. 7.10

+0.195%

Bayley

19+08.39 (P)
19+10.00 (W.)

19+65.82 (P)

19+68.39 (P)

WOODLAWN BLVD.
N.L. HARRY TO C.L. BAYLEY
PROJ. NO. C 19-18

5/7