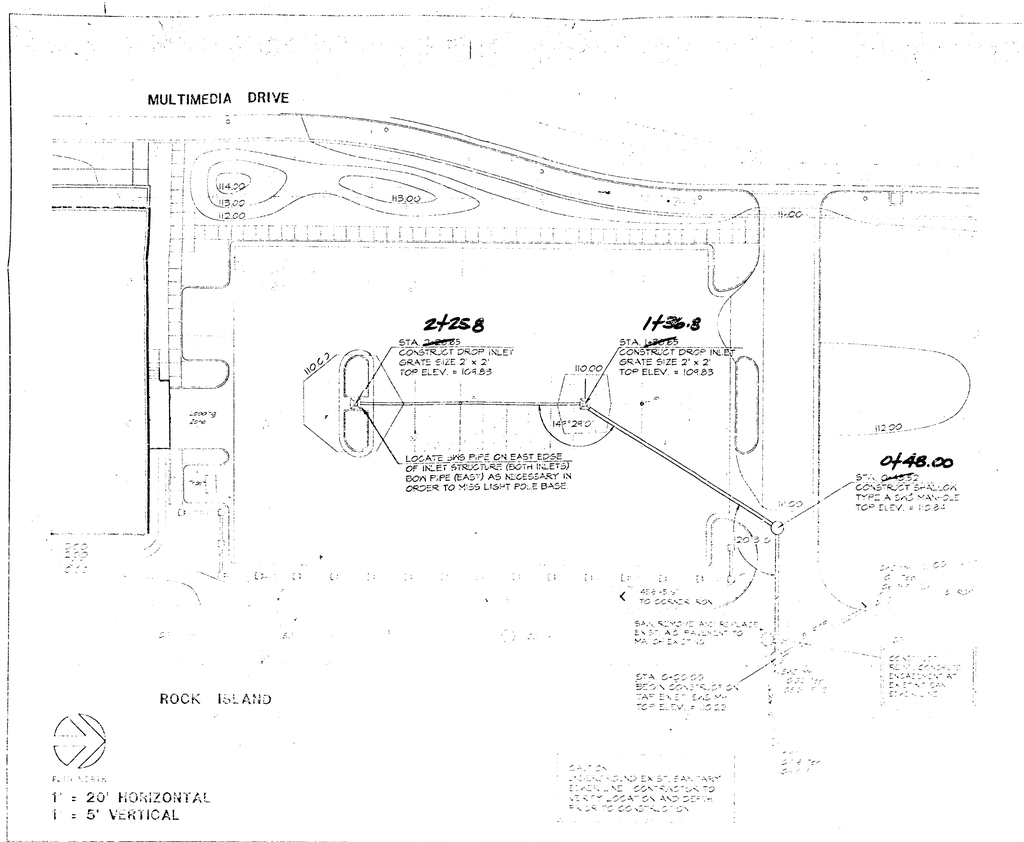

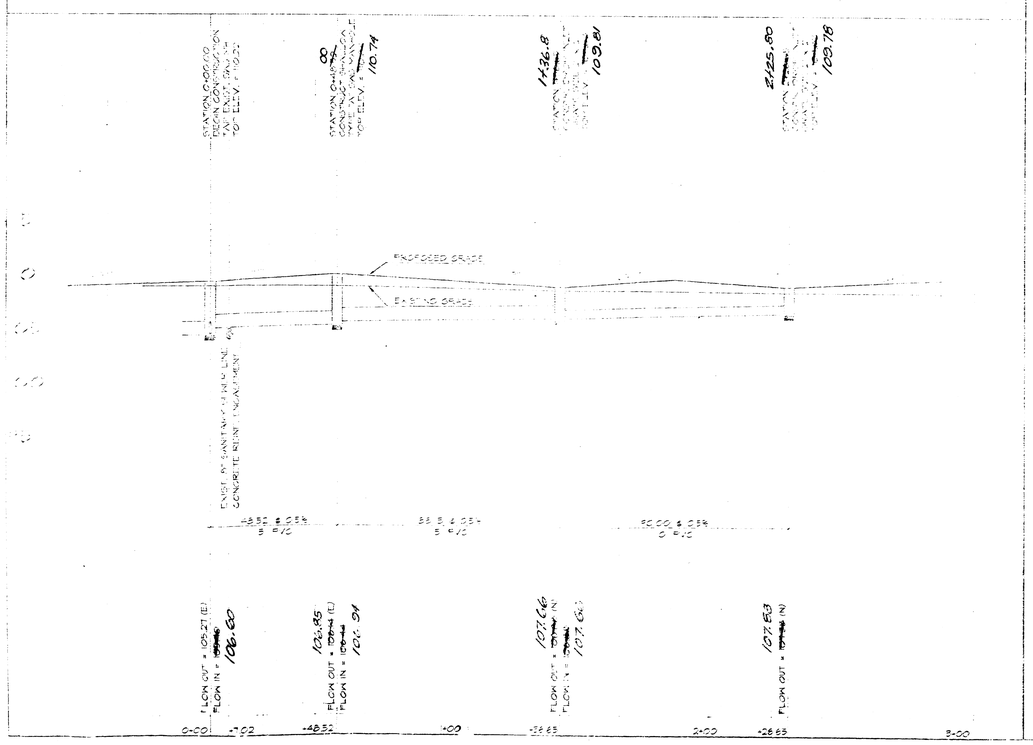

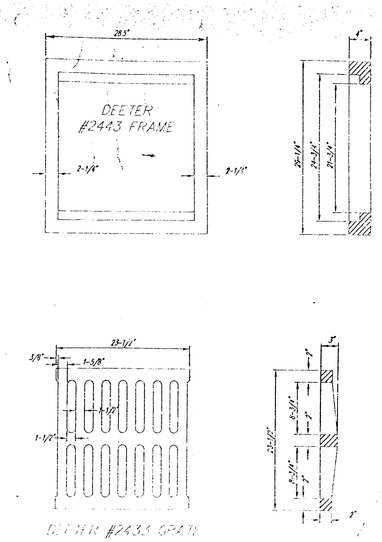

24" x 24" FRAME AND GRATE DETAIL



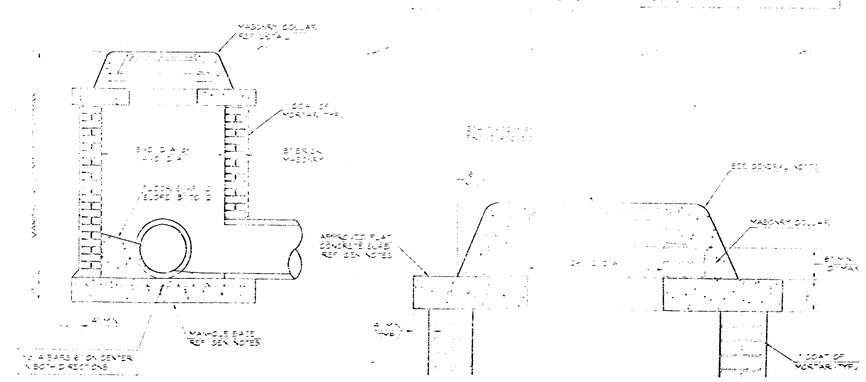

SHALLOW TYPE "A" MANHOLE

MASONRY COLLAR DETAIL

BOOKED
A-4
MC63

BENCH MARK: Railroad Spike in 4th Power Pole North of Waterman on West Side of Rock Island. Elevation = 110.38 City Datum

BENCHMARK: "+" Cut Under Railroad Overpass On Concrete Sidewalk North Wall Elevation = 107.74 City Datum.

GENERAL NOTES

1. Mortar used in masonry construction shall contain 6 sacks of cement per cubic yard. Concrete used in manhole bases shall conform to the requirements of concrete for concrete pavement construction as specified in the city standard paving specifications using city concrete ready mix without air entraining admixture. Mortar shall be placed around the manhole ring as shown on the drawings when manholes are constructed in unpaved areas. Type "A" shallow manholes can be used in sewers when the manhole is not located within public street pavement. Manholes constructed where pipe sizes are smaller than 24" shall have an inside diameter of 4'. Manholes constructed where pipe sizes are 24" or larger shall have an inside diameter of 5'. Completed manhole shall be watertight leaks and water tight.

2. Reinforcing steel shall be installed in the manhole bases and shall consist of #4 bars placed on 6" centers in both directions. The manhole base reinforcement shall be placed 6" above the bottom of the manhole base. All costs for furnishing and installing reinforcing steel shall be included in the unit price bid for the manhole.

3. The floors of all manholes shall be shaped into flow channels such that line manholes will be self cleaning and free of cross where solids could be deposited as sewage flows through the manhole from all inlet pipes to the outlet pipe. Flow channels shall be formed to match the bottom halves of the offending pipes and the outflowing pipe as shown by the blueprint. Manhole floors shall have slopes of 3 inches per foot in the areas outside of the flow channels sloped toward the flow channels. Pipes laid through manholes shall have the top half removed to next less for the full inside diameter of the manhole. Manhole floor shall then be sloped around the bottom half of the pipe within the flow channel.

4. Pipe cut out within the excavation made for the manhole shall be packed with concrete to the invert of the excavation. Where drop pipe is required, concrete shall extend to the first joint outside the manhole. The drop shall be terminated in the manhole by a 90 degree bend which shall be poured in place. The cost of the drop shall be included in the unit price bid for the manhole.

5. [illegible]

6. [illegible]

7. [illegible]

INDEX CODE: 60/651
PROJECT NO.: 4189P3

PROPOSED MANHOLE

SCHAEFFER JOHNSON COX FREY & ASSOCIATES PA
ARCHITECTURE, ENGINEERING, PLANNING & INTERIOR DESIGN
230 SOUTH HILLSIDE
WICHITA, KANSAS
(316) 684-0371
FAX (316) 684-8535

MULTIMEDIA SECURITY, INC.
NEW CONVENTION CENTER
WICHITA, KANSAS

REVISION DATE
PROJECT NO. 2415.00
DATE 29 March, 1994
SWS

Revised 2-3-95 As-Built

~~18-15-5-0~~