

ELEVATION AND SECTION
(For Alternate Method Number One)

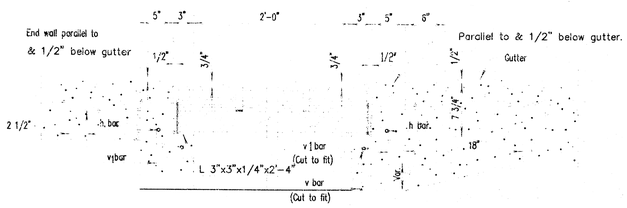

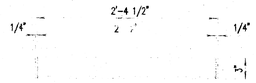

END ELEVATION OF FRAME

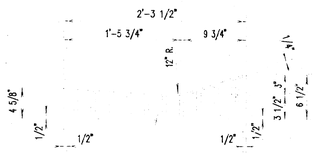

END ELEVATION OF GRATE

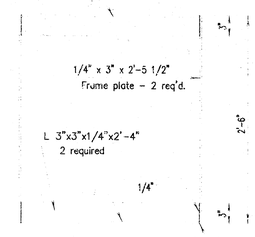

PLAN OF FRAME

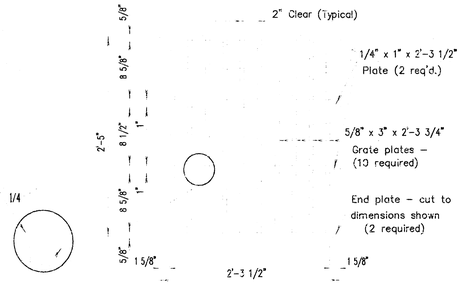

PLAN OF GRATE

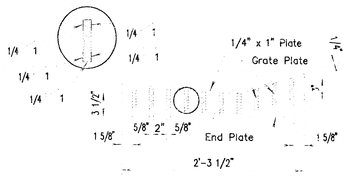

SECTION OF GRATE

DETAILS OF GRATE AND FRAME ASSEMBLE
WELDED STRUCTURAL STEEL
(Weight= 230 lbs. each)

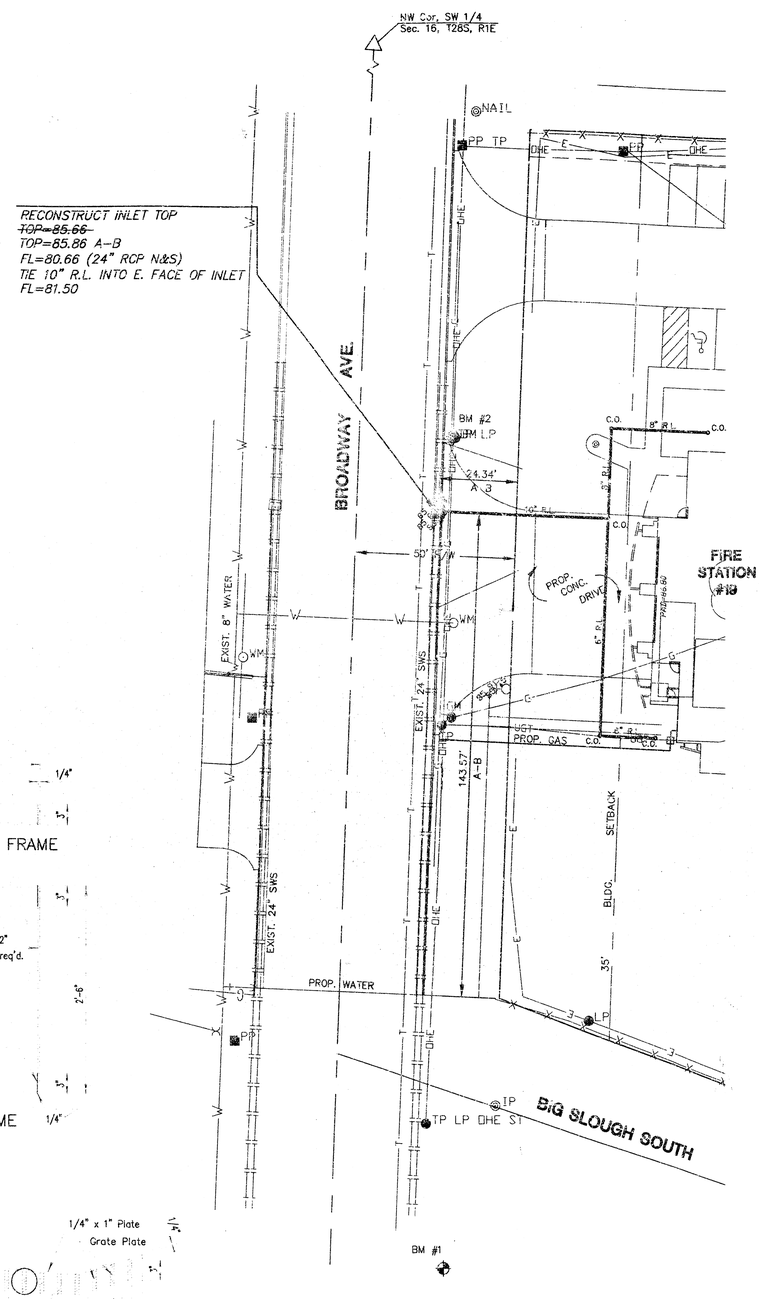

BENCHMARKS

BM #1 – "□" CUT ON TOP OF HEADWALL @ SE CORNER RCBC BROADWAY AND THE CANAL SOUTH OF SITE. ELEV.=85.44

BM #2 – RR SPIKE @ E FACE LP, E SIDE BROADWAY, 75± SSW OF NW CORNER SITE. ELEV.=86.85

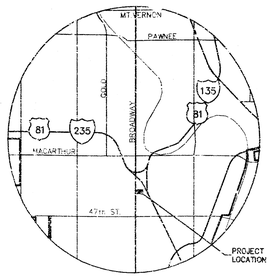

LOCATION MAP

N

SCALE: 1"=20'

APPROVED AS NOTED
BY CITY ENGINEER OF WICHITA
STORM SEWERS_____

NOTE TO CONTRACTOR

INSPECTION AND TESTING FOR THIS PROJECT IS TO BE PROVIDED BY A LICENSED CONSULTING ENGINEERING FIRM UNDER CONTRACT WITH THE CONTRACTOR. SAID INSPECTION TO BE IN ACCORDANCE WITH THE CITY OF WICHITA STANDARD CONSTRUCTION ENGINEERING PRACTICES AND CERTIFIED BY A LICENSED PROFESSIONAL ENGINEER. NO WORK SHALL BE PERFORMED IN DEDICATED EASEMENTS OR THE PUBLIC RIGHT-OF-WAY BY THE CONTRACTOR WITHOUT SUCH INSPECTION NOR SHALL ANY WORK BE COMMENCED IN DEDICATED EASEMENTS OR PUBLIC RIGHT-OF-WAY WITHOUT WRITTEN AUTHORIZATION BY THE CITY ENGINEER.

1207 PPS (607861)
REVISED: 5/17/02 (SWS Inlet)
AS-BUILT 11=OCT-02

G:\CIVIL\01198\DWG\S_BROAD\SWS\SBRD_D1

MKEC
ENGINEERING CONSULTANTS
411 N. WEBB ROAD
WICHITA, KS 67206
316-684-8600

GossenLivingston
Architecture
420 South Emporia
Wichita, KS 67202
Tel: (316) 265-9367
Fax: (316) 265-5646
Email: architects@gl.com

Fire Station No. 19
4440 S. Broadway

2001 Gossen Livingston Associates, Inc.

All work herein is the exclusive property of Gossen Livingston Associates, Inc. and is not to be copied or used in any way without the express written consent of Gossen Livingston Associates, Inc. All drawings, specifications, ideas, designs and arrangements appearing herein constitute the original and copyrighted work of:

Gossen Livingston Associates, Inc.

Regional Library & Fire Stations (No. 4, 7, 12, 13 & 19) for the City of Wichita, Kansas

Mark	Date	Description	Mark	Date	Description

STORM WATER SEWER PLAN & DETAIL

Job No. 1036.000	E-CU 103
Date 01/25/02	of
Drawn	Drwg. 8 of 51
Checked	