3RD STREET DRAINAGE
SANITARY SEWER PLANS
PROJ. NO. 468-82520

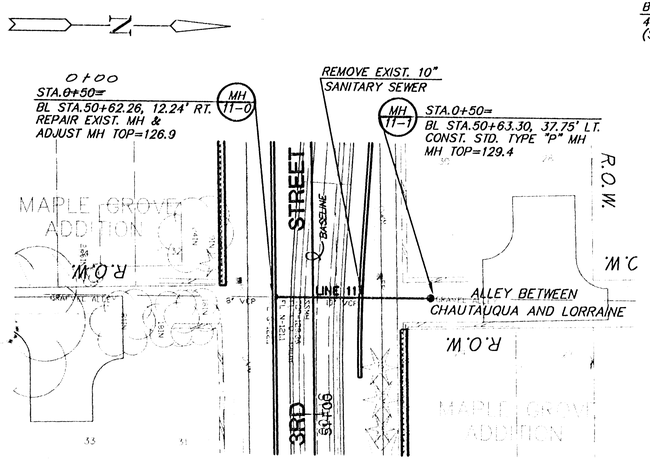

PLAN LINE 11

SCALE: 1"=20'

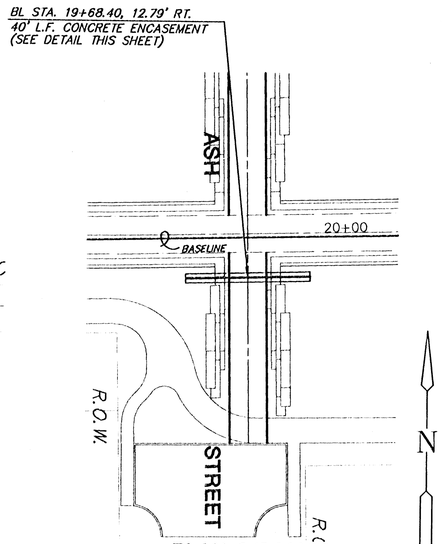

PLAN 24" MAIN
@ ASH ST. ACCESS CROSSING

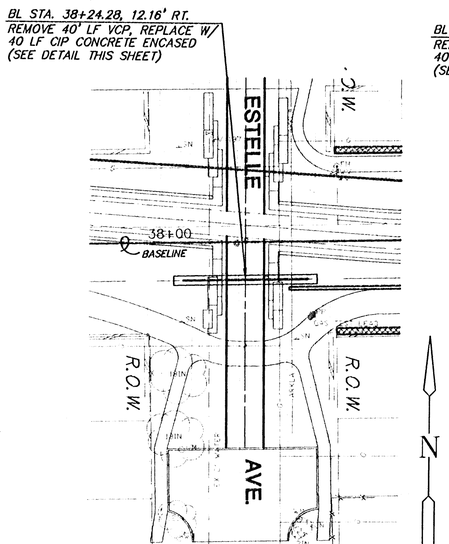

PLAN 24" MAIN
@ ESTELLE AVE. ACCESS CROSSING

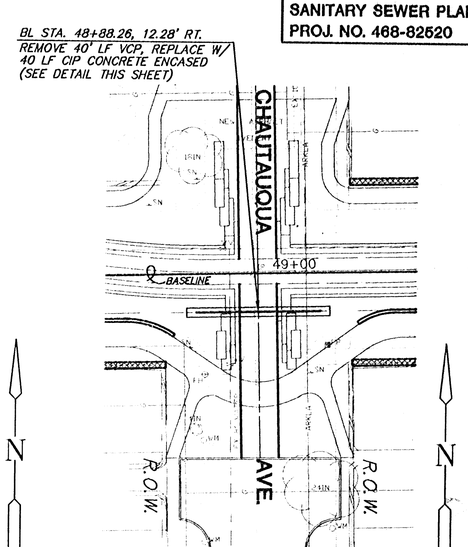

PLAN 24" MAIN
@ CHAUTAUQUA AVE. ACCESS CROSSING

PROFILE LINE 11

SCALE: HORIZ. 1"=20'
SCALE: VERT. 1"=5'

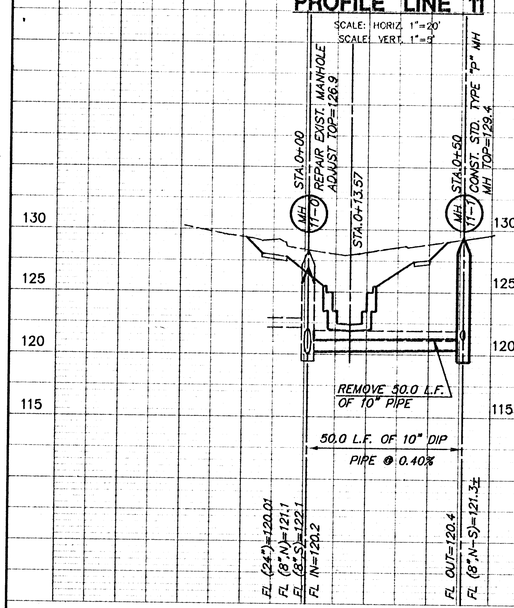

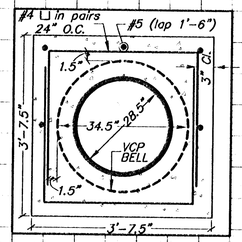

CONCRETE ENCASEMENT DETAIL
FOR EXIST. VITRIFIED CLAY PIPE

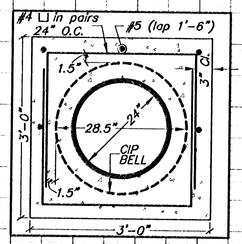

CONCRETE ENCASEMENT DETAIL
FOR PROPOSED CAST IRON PIPE

PROFILE 24" MAIN

SCALE: HORIZ. 1"=20'
SCALE: VERT. 1"=5'

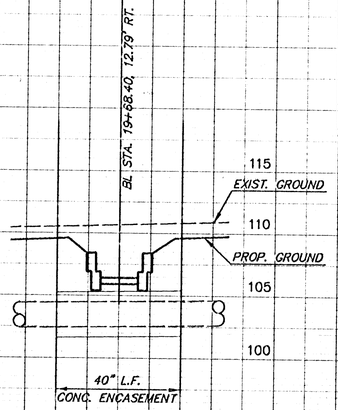

PROFILE 24" MAIN

SCALE: HORIZ. 1"=20'
SCALE: VERT. 1"=5'

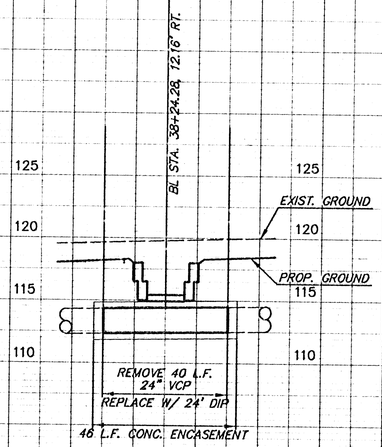

NOTE: CONC. ENCASEMENT CONFLICTS WITH GABIONS. SHAPE GABION CAGES AROUND CONC. ENCASEMENT.

USE PIPE ADAPTER AS REQUIRED TO MAKE JOINTS AT VITRIFIED CLAY TO CAST IRON PIPE JUNCTION.

PROFILE 24" MAIN

SCALE: HORIZ. 1"=20'
SCALE: VERT. 1"=5'

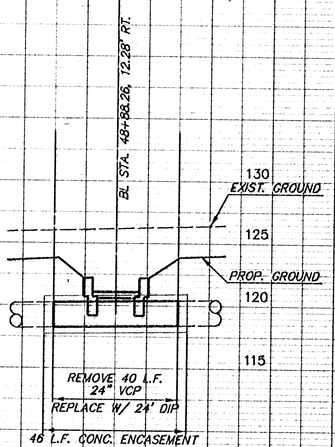

NOTE: CONC. ENCASEMENT CONFLICTS WITH PAVEMENT. TOP OF ENCASEMENT & PAVEMENT SHALL BE INTEGRAL.

CONC. ENCASEMENT CONFLICTS WITH GABIONS. SHAPE GABION CAGES AROUND CONC. ENCASEMENT.

USE PIPE ADAPTER AS REQUIRED TO MAKE JOINTS AT VITRIFIED CLAY TO CAST IRON PIPE JUNCTION.

94014_B8