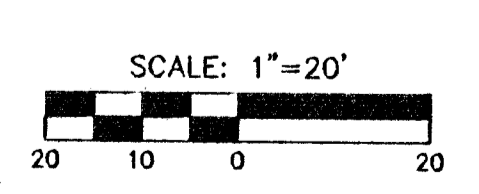
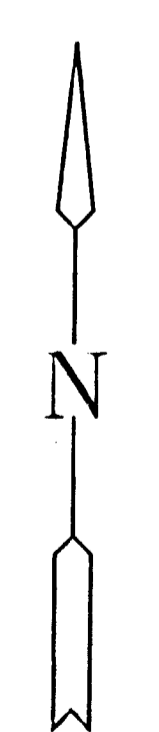



R.O.W.  
REPLACE APPROX. 40 L.F. OF 24" VCP WITH 24" DIP & CONC. ENCASE. CONC. ENCASEMENT CONFLICTS W/ PVMT. & GABIONS (SEE SHT. 10)



- NOTE**
- CUL-DE-SAC JOINT PATTERN & CONTROL SEE SHEET 31-33
  - CONSTRUCTION OF SANITARY SEWER SEE SHEET 4-10
  - CONSTRUCTION OF STORM WATER SEWER SEE SHEET 11-15
  - CONSTRUCTION OF PAVED CHANNEL SEE SHEET 16-23
  - CONSTRUCTION OF SIDEWALK/PATHWAY SEE SHEET 34-40
  - CONSTRUCTION OF PEDESTRIAN BRIDGE SEE SHEET 41-42
  - INSTALLATION OF LANDSCAPE SEE SHEET 43-49



**3RD STREET DRAINAGE**  
PROJECT NAME

**PAVING PLANS**  
SHEET TITLE

MID-KANSAS ENGINEERING CONSULTANTS, INC.  
411 N. WEBB ROAD  
WICHITA, KS. 67206  
316-684-9600

DSS DESIGN BY:	KKL DRAWN BY:	KHB CHECKED BY:
JUNE, 1996 DATE	93031_E7 JOB NO.	30 / 77 SHEET/OF