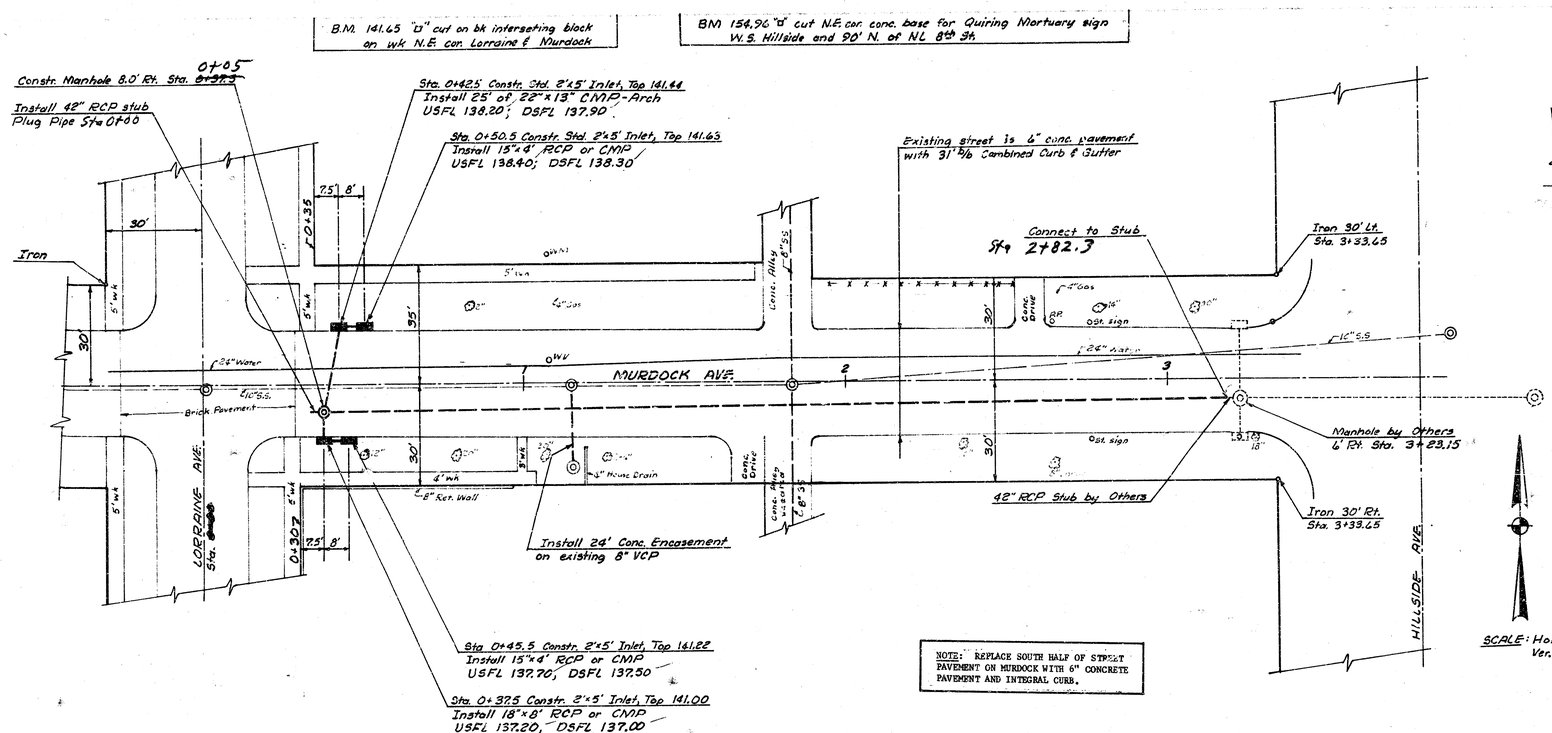

NOTE: REPLACE SOUTH HALF OF STREET PAVEMENT ON MURDOCK WITH 6" CONCRETE PAVEMENT AND INTEGRAL CURB.

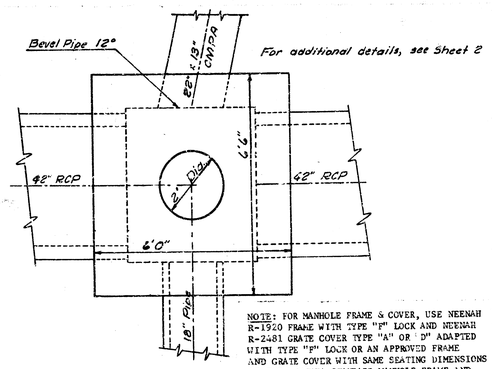

NOTE: FOR MANHOLE FRAME & COVER, USE NEENAH R-1920 FRAME WITH TYPE "F" LOCK AND NEENAH R-2481 GRATE COVER TYPE "A" OR "D" ADAPTED WITH TYPE "F" LOCK OR AN APPROVED FRAME AND GRATE COVER WITH SAME SEATING DIMENSIONS AS FOR WICHITA STANDARD MANHOLE FRAME AND COVER. THE GRATE COVER TO HAVE A LOCKING DEVICE OR BOLTED TO FRAME. OUTSIDE OF FRAME TO BE "C" OR "L" TYPE WITH PAVING REINFORCING WITHIN FRAME EDGES. REINFORCEMENT OF PAVING TO BE #4 BARS AT 6" C'S AND SHALL TIE 12 CUBIC FEET OR MORE OF PAVING TO MANHOLE FRAME. COST OF FRAME AND COVER TO BE INCLUDED IN BID PRICE FOR MANHOLE.

STD. REINF. CONC. MANHOLE
@ 8.0' Rt. Sta. 0+37.5
Scale: ½" = 1'0"

NOTE: CORRUGATED METAL PIPE SHALL CONFORM TO THE APPLICABLE SECTIONS OF SECTION 1009.05 AND 1009.07 OF THE 1973 KANSAS STATE HIGHWAY SPECIFICATIONS. CORRUGATED METAL PIPE FURNISHED FOR THIS PROJECT IS NOT REQUIRED TO BE COATED CORRUGATED METAL PIPE AND EQUIVALENT CORRUGATED METAL PIPE ARCH HAVING DIAMETERS OF 18" OR SMALLER SHALL HAVE HELICAL CORRUGATIONS.

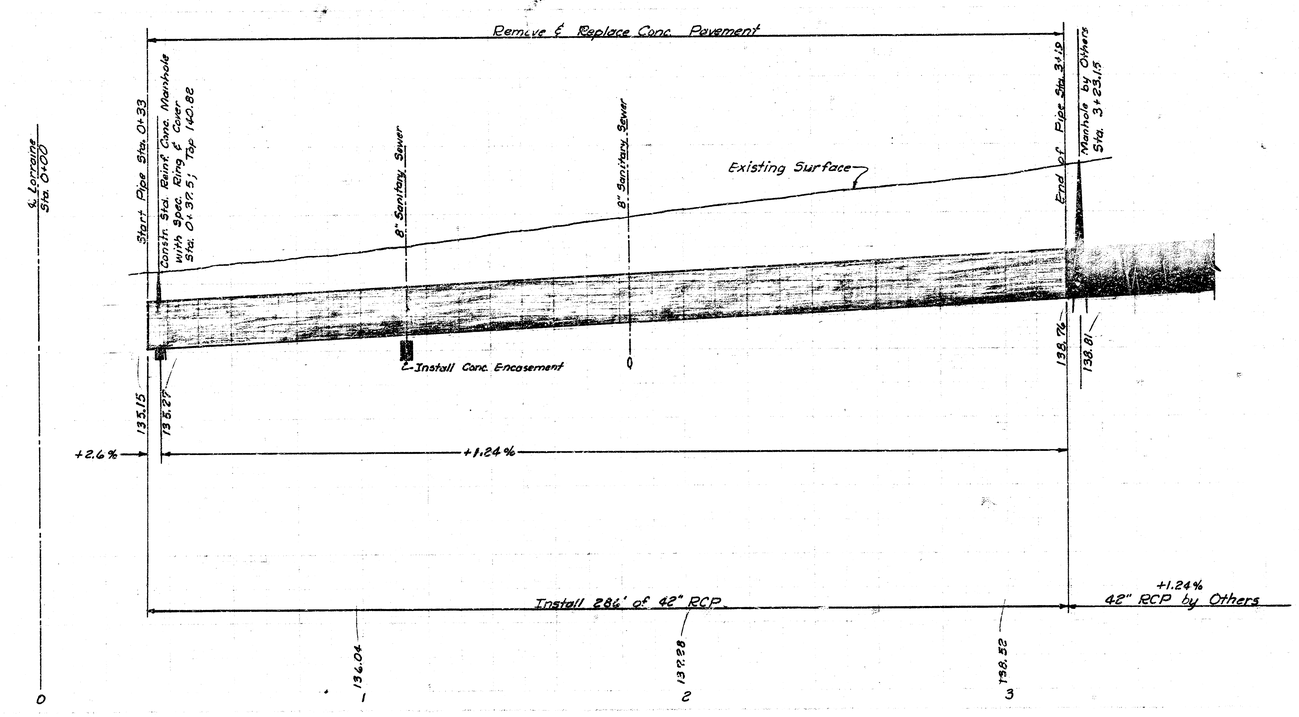

Keep this plan to connect to Stub #114 (Future Project)
Elm (Cedar to Chautauqua)
Erie (Elm to Murdock)
Murdock (Erie to Lorraine)
See Bk AR-91 (6 Plan-Profile Sheets Started)

As Built 11-19-75

STORM WATER SEWER NO. 117
CITY OF WICHITA, KANSAS
R. W. LINN, CITY ENGINEER
Project No. DBKA 575 008
DATE: _____
Sheet 1 of 2
½

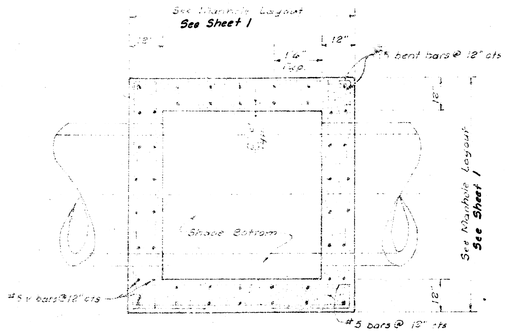

PLAN SECTION THRU WALLS
SCALE: 1/2" = 1'-0"

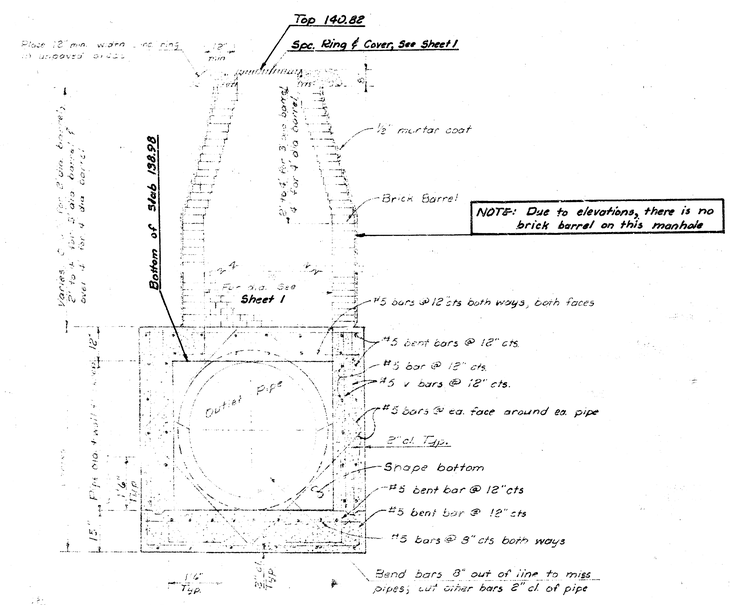

TYPICAL ELEVATION SECTION
SCALE: 1/2" = 1'0"

S.D. REINF. CONC. MANHOLE DETAILS

S.W.S. #117
Project No. DBKA 575008

1d 1 2 1e 2/2