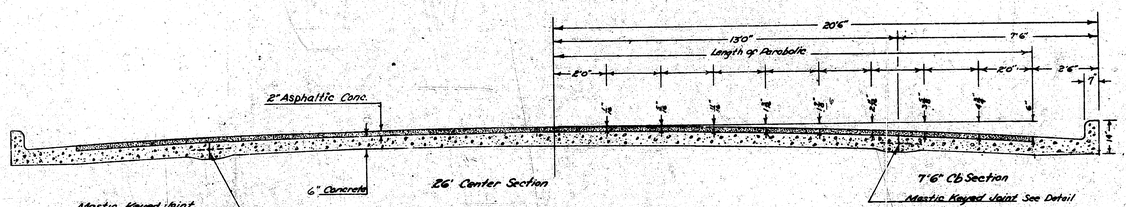

MADISON

N.L. INDUSTRIAL TO S.L. NORTHERN

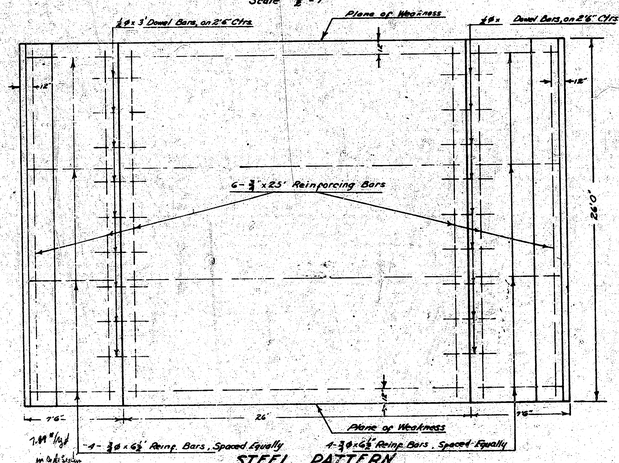


TYPICAL SECTION

Scale 1" = 1'

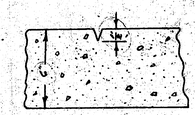


Detail of Keyed Joint
No Scale



STEEL PATTERN

Scale ¼" = 1'




Detail Plane of Weakness
Plane of Weakness to be cut with Double-Edge Groover to depth as shown in a straight line from Curb to Curb 26' Ctr. to Ctr.

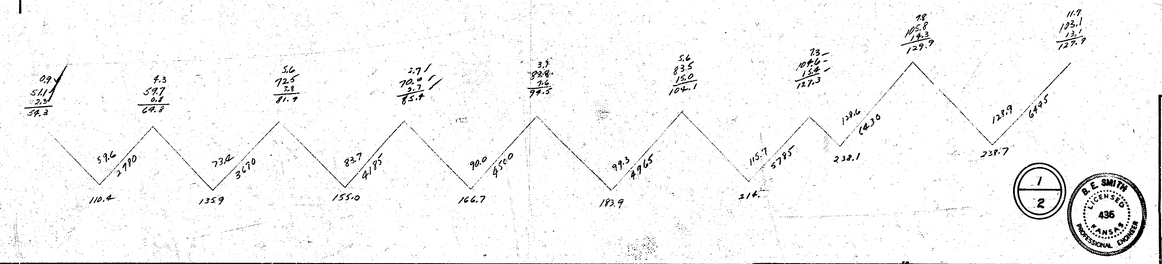
B.M. 95.07 60ᵐ Spike W.S. AT E.S.F. R.R. R/W Fence Post on E. Wassall N.
B.M. 93.81 "T" on MH on Pavement W.S. Madison 5'S of N.Cl. Wassall
B.M. 93.95 "T" in Catchb. N.Cl. Northern W.L. Madison
B.M. 92.35 "T" on MH. 25'E of W.L. Madison N.E.S. Rr. Industrial

1"=20'

City 358.0 ungde

Prop. 1824.1 + 10% 182.4 = 300.25 ungde





MADISON AVE.
N.L. INDUSTRIAL TO SL. NORTHERN
36-2-40 AC.
CITY OF WICHITA, KANSAS
B.E. SMITH — CITY ENGINEER
JAN. 7, 1953 — PROJ. NO. 012-124

1/2

B. E. SMITH LICENSED 436 KANSAS PROFESSIONAL ENGINEER

Survey CAW Plan A/2b Loc. 28 Checked BE

Survey CAM
Plan WTD
Rec'd
Checked

