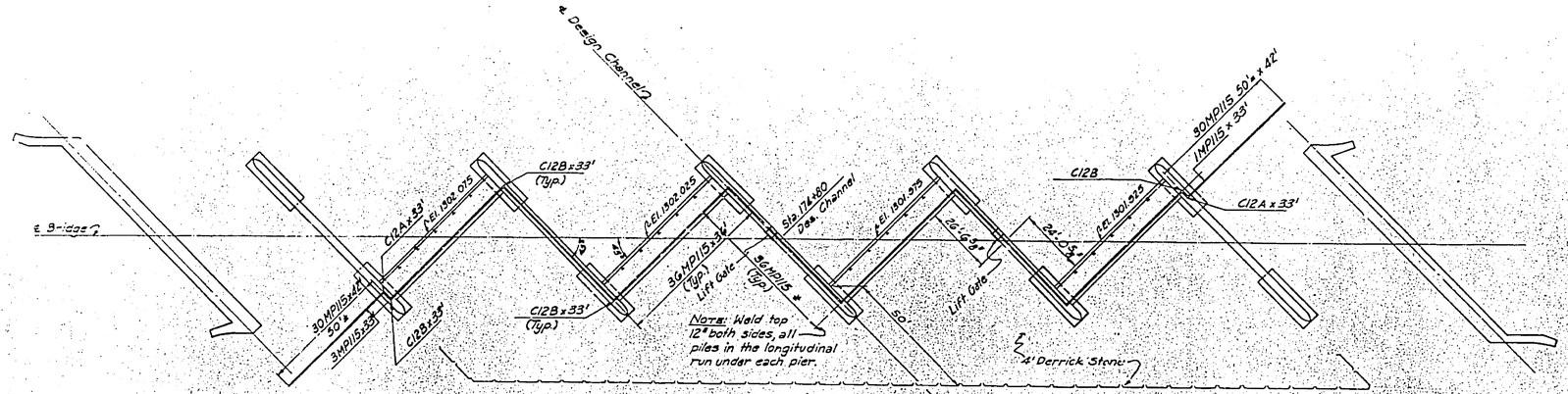

SECTION THRU PIERS

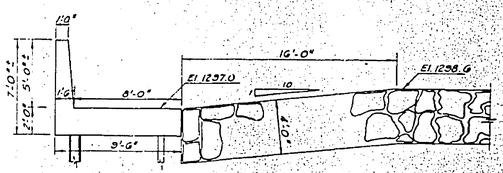

SECTION THRU WEIR & DERRICK STONE

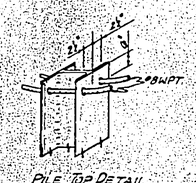

PILE TOP DETAIL

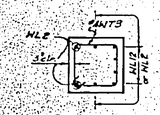

SECTION A-A

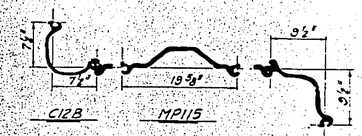

RECAP OF STEEL SHEET PILING

C12A	2 pcs.	@ 33'	=	66 Lin. Ft.
C12B	8 pcs.	@ 33'	=	264 "
MP115	56 pcs.	@ 33'	=	1,848 "
"	202 pcs.	@ 36'	=	7,272 "
"	58 pcs.	@ 42'	=	2,436 "
		Total	=	11,886 "

NOTE:
Place ½" Expansion Joint Filler, Type "B", against pier face, entire end contact area of each weir.

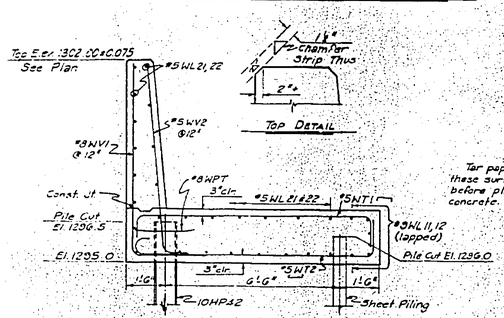

DETAIL SECTION

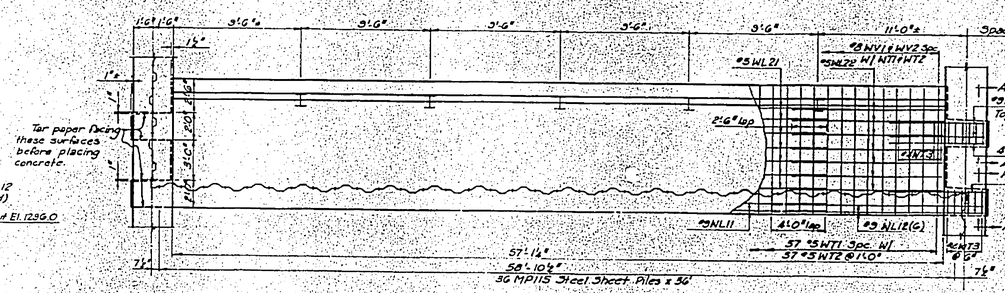

PLAN

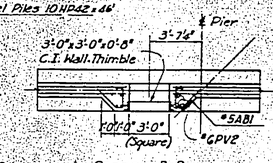

SECTION B-B

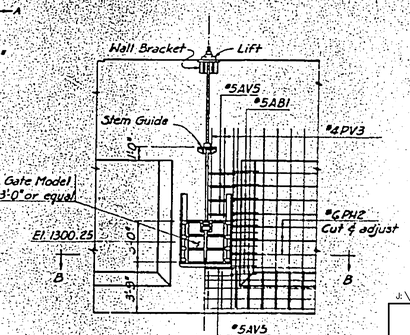

ELEVATION OF LIFT GATE INSTALLATION
PIER No. 3 & 4 ONLY

NOTES:
Use Class A concrete thru-out this weir.
See Sheet 4 for General Notes.
See Sheet 15 for Bar List and Bending Diagrams.
See Sheet 7 for details of Sheet Piling location thru piers.

DESIGN PILE LOADING:
20 Tons per pile on 10" bearing piles
10 Tons per pile on sheet piles

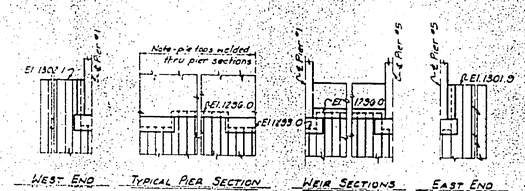

STEEL SHEET PILE CUTOFF ELEVATIONS

J:\Civil\04223\Original bridge plans\Sheet 13.dwg 06/01/2007 04:19:10 PM CST

CITY OF WICHITA, KANSAS
B.E. SMITH, P.E. CITY ENGINEER

TWENTY–FIRST STREET BRIDGE OVER THE BIG ARKANSAS RIVER

WEIR DETAILS

PROJECT C 10–51 AS–BUILT
NOVEMBER 1972