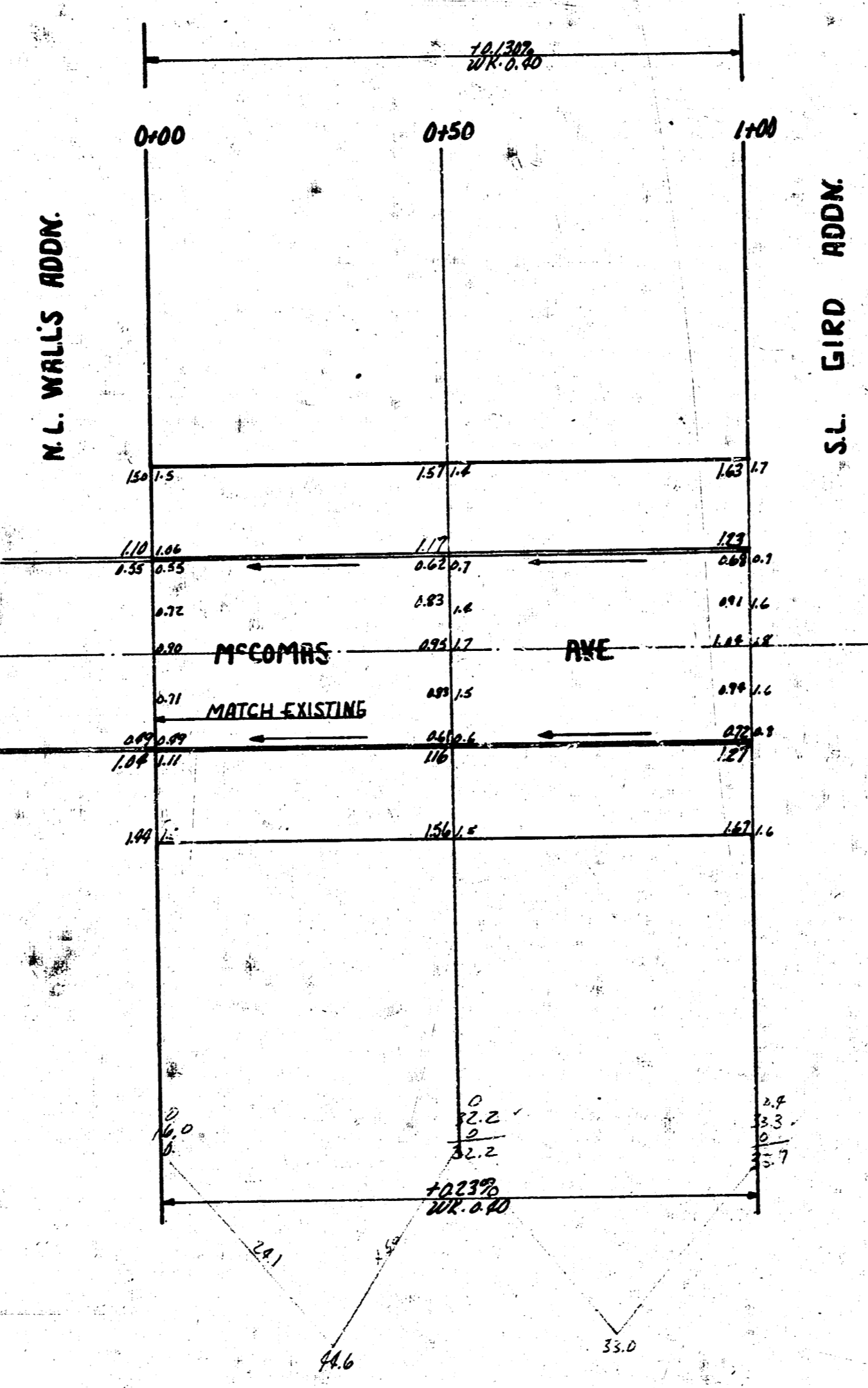




B.M. 121.06 "G" IN GLOBE W. CB. M'COMAS, N.E. WALLS ADDN.
 B.M. 122.00 STANDARD N.W. COR. CENTRAL & WEST
 BASE LINE ON ←



B.M. 121.06 "G" IN GLOBE W. CB. M'COMAS, N.E. WALLS ADDN.
 B.M. 122.00 STANDARD N.W. COR. CENTRAL & WEST
 BASE LINE ON ←



TOTAL EXCAV
 776
 859 Co. 14



M'COMAS AVE.
 N.E. LOT 1 WALLS ADDN. - S.L. 176 BLK. GIRD ADDN.
 30' CONC. & CB.
 CITY OF WICHITA, KANS.
 B.E. SMITH CITY ENGINEER
 DATE June 1, 39 PROJ. NO C-13-47