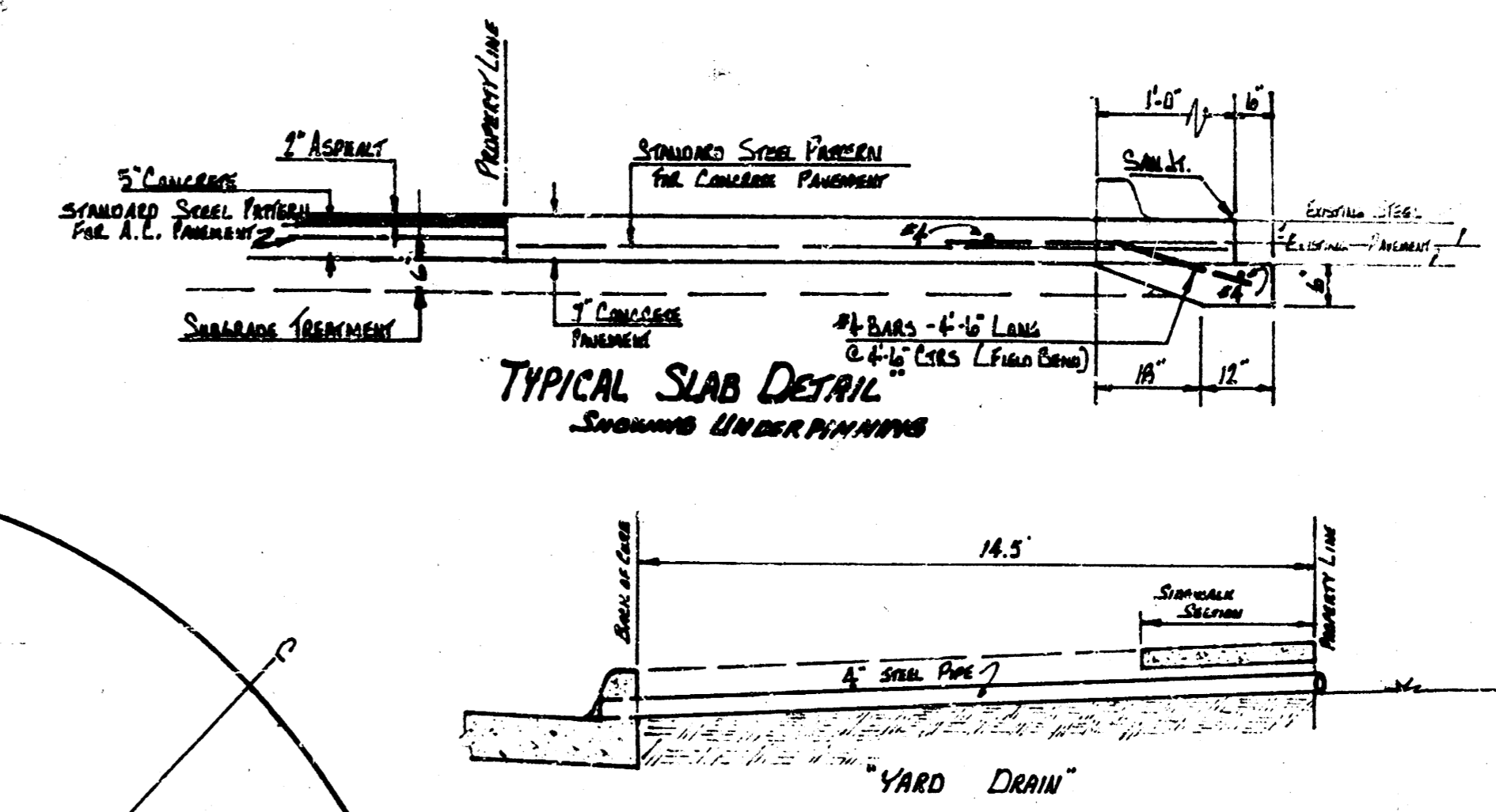
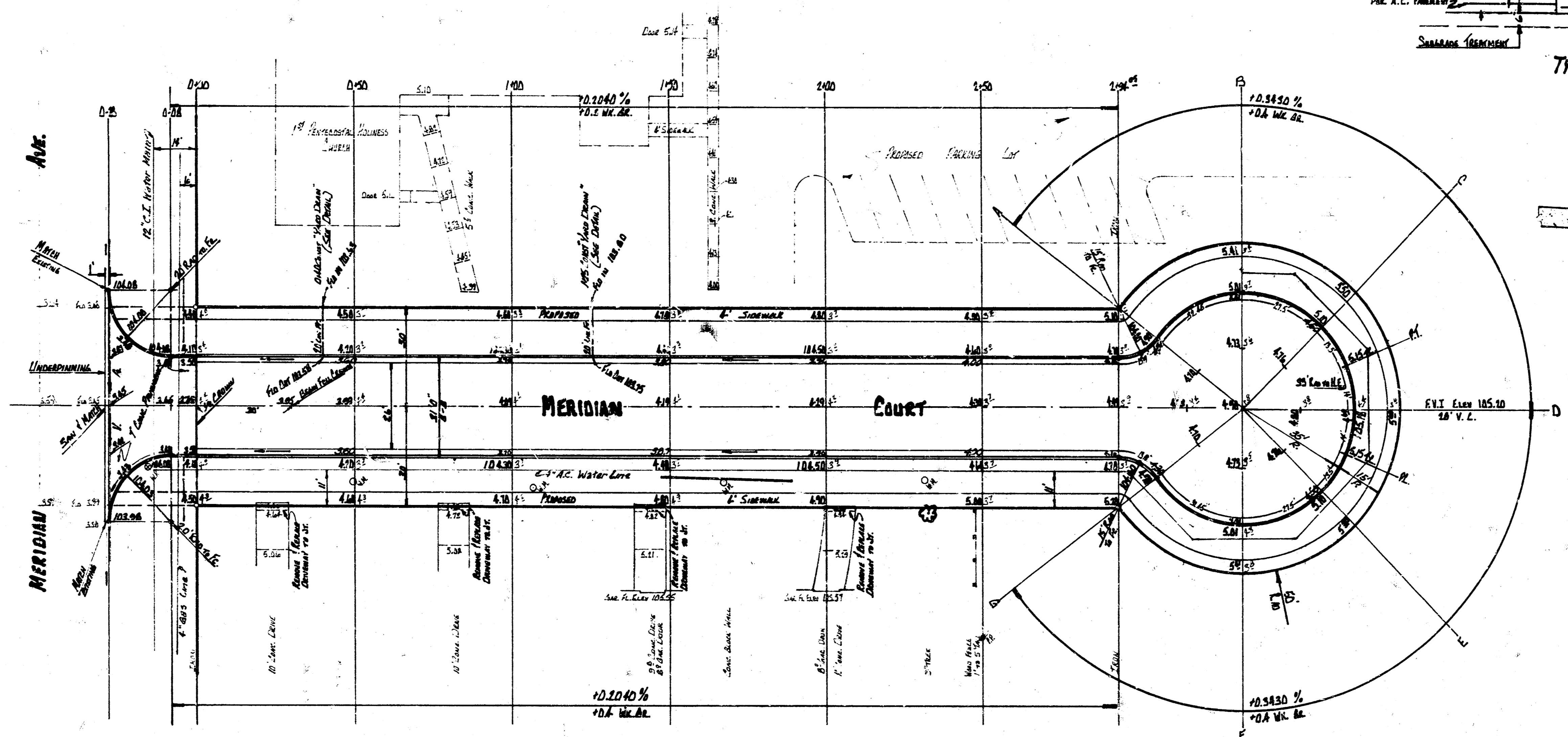



77  
 1:50  
 1:50

BASELINE IS N. MERIDIAN CORNER  
 BM 104.85 STANDARD SE (ON HIGH MERIDIAN) (SAS) S. 15' 51" E. 104.85  
 BM 104.75 EX. SP. 1.5' ON N.P. 22.0' W. 4' 14.5" N. OF IRON N.W. COR. MERIDIAN & MERIDIAN CT.



- GENERAL NOTES**
1. CONTRACTOR TO CLEAR AND GRADE PROPOSED SIDEWALK, SIDEWALKS TO BE MADE BY OTHERS.
  2. TYPE OF SIDEWALK TREATMENT SHALL BE AS DETERMINED BY FIELD ENGINEER. SIDEWALK TREATMENT MAY CONSIST OF LINE TREATMENT, CURBLINE TREATMENT, SIDEWALK REFINISHING, OR ANY COMBINATION OF THESE.
  3. "YARD DRAIN" AT 50' DIMENSIONS TO BE AS SHOWN ON L.S. & P. DRAW.
  4. THE NEW SPREAD TO EXISTING STEEL PAVEMENT @ MERIDIAN AVE.
  5. EX. BID ITEM FOR L.I.U. P.F. UNDERPASSING TO INCLUDE CAST OF CURBLINE & EXISTING. SPREAD TO BE PAID FOR BY LOS. OF REBAR STEEL.
  6. CONTRACTOR TO INSTALL 10' L.I.U. P.F. UNDERPASSING @ MERIDIAN AVE.

**CAUTION**  
 UNDERGROUND  
 UTILITIES



**EARTHWORK QUANTITIES**

EXCAVATION	COMPACTED FILL		BORROW MATERIAL		BORROW MATERIAL <small>NET VOLUME OF "BORROW MATERIAL" IS TO INCLUDE ALL COSTS OF ACQUIRING, EXCAVATING AND DELIVERING MATERIAL TO THE PROJECT FOR THE USE OF COMPACTED AND LOOSE FILL.</small>
	P	C	P	C	
201.4 CY	37.5 CY	171.4 CY	236.2 CY	0.0 CY	
10% 20.1	3.8	17.1	33.6	0.0	
TOTAL 221.5 CY	41.3 CY	188.3 CY	369.8 CY	0.0 CY	

CEMENT # LIME TREATED SUBGRADE 1,610 sq. Yds 140 sq. Yds

**MERIDIAN COURT**  
 EL MERIDIAN TO AND INCLUDING COL-DE-SAC  
 26-2-30 ASPHALTIC CONCRETE  
 R. W. LINN CITY ENGINEER  
 CITY OF WICHITA, KANSAS  
 DATE: MAY 1973  
 SHEET 1 OF 2  
 PROJECT NO. DAKS 513011

