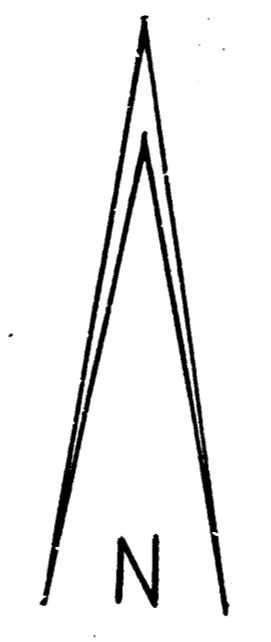


S-17

B.M. 174.70 Elm Branch S.C. & E. El. Corner 1/8
B.M. 170.10 Elm Branch N.C. & Morningside N.S. Windsor

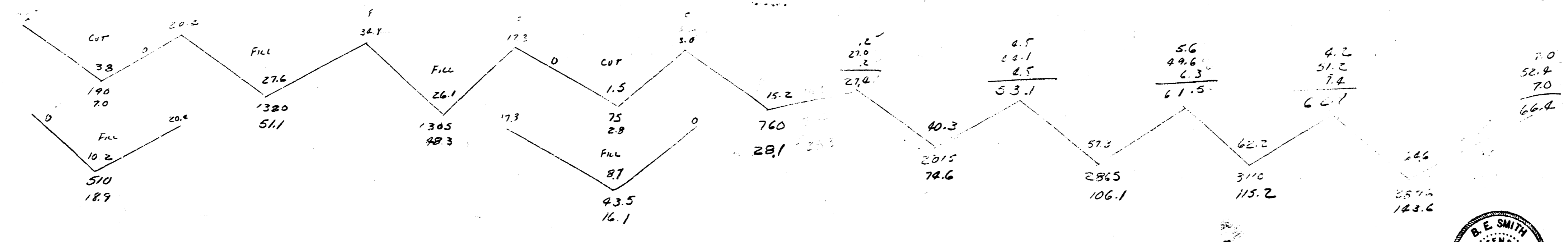
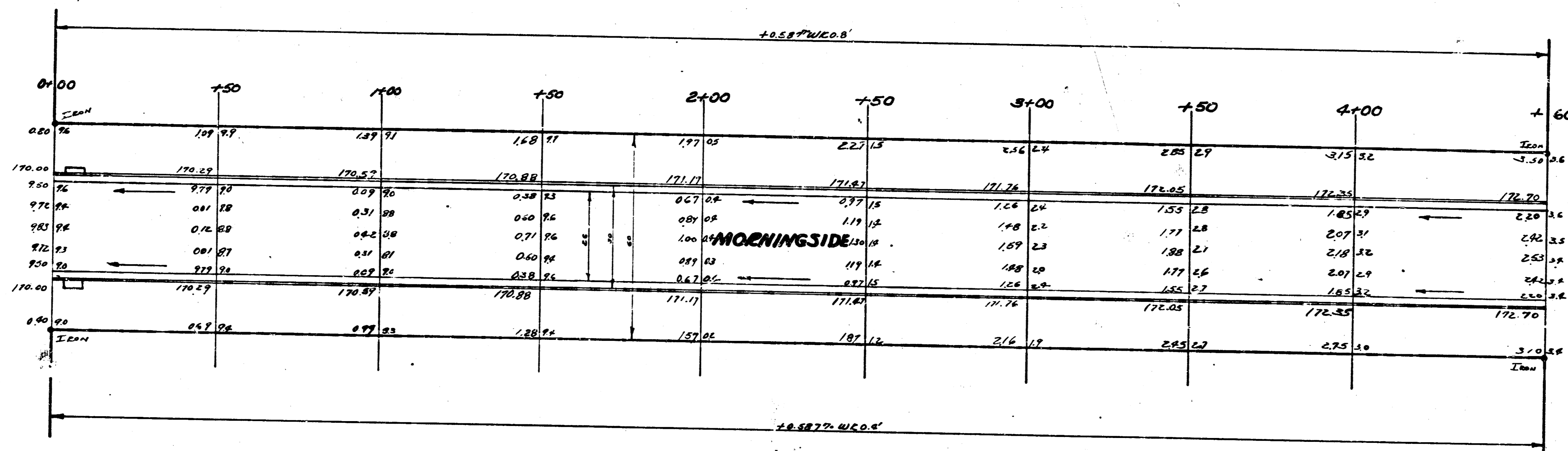
CRANNING EON E

PROPERTY
134.4 477.4
+1070.13.4 +1071.62.7
147.3 Cu Yds Fill 525.1 Cu Yds Exc.



DRIVE


WINDSOR



Cut ditch so that west ditch on Woodlawn will drain west on Morningside

Field Engr
to take section bearing
& other data at this spot

MORNINGSIDE
EL WINDSOR TO W.L. WOODLAWN
26-2-30 A.C.
CITY OF WICHITA, KANS.
L.K. WHITE CITY ENGINEER
JULY 1952 Proj. No. C12-13



1 5 5 2