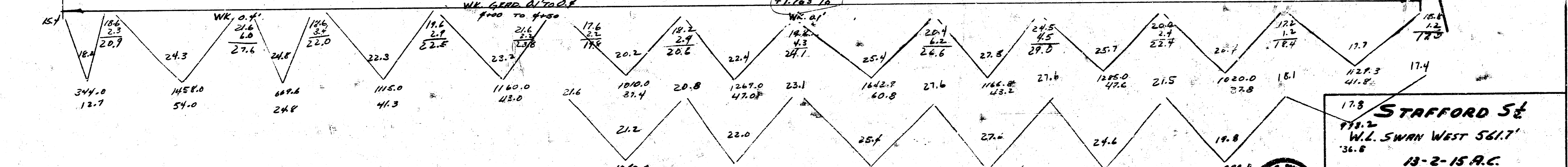



B.M. "C" IN RITCHIE TOP COR. N.E. HOODSON W.S. MINNESOTA 98.26
 B.M. "N" IN NUGLER. F.P. N.W. COR. MINNESOTA & STAFFORD 99.32

TOTALS


PROP.	WIDENING
491.4	294.6
47.1	27.5
+10% 538.5	+10% 322.1
CU. YDS. Exc.	CU. YDS. Exc.

Note: Field Engr
 Exc. Intersection to match pavt.
 on Swan & Stafford. X-section for exc.
 Install C.B. & lead to M.H.



NOTE: CHAINING W. ON STAFFORD FROM E SWAN

17.8 STAFFORD St
 178.2
 W.L. SWAN WEST 561.7
 36.8
 13-2-15 P.C.
 CITY OF WICHITA, KANSAS
 L.K. WHITE CITY ENGINEER
 JULY 1952 PRIVATE



1 5 5 2