

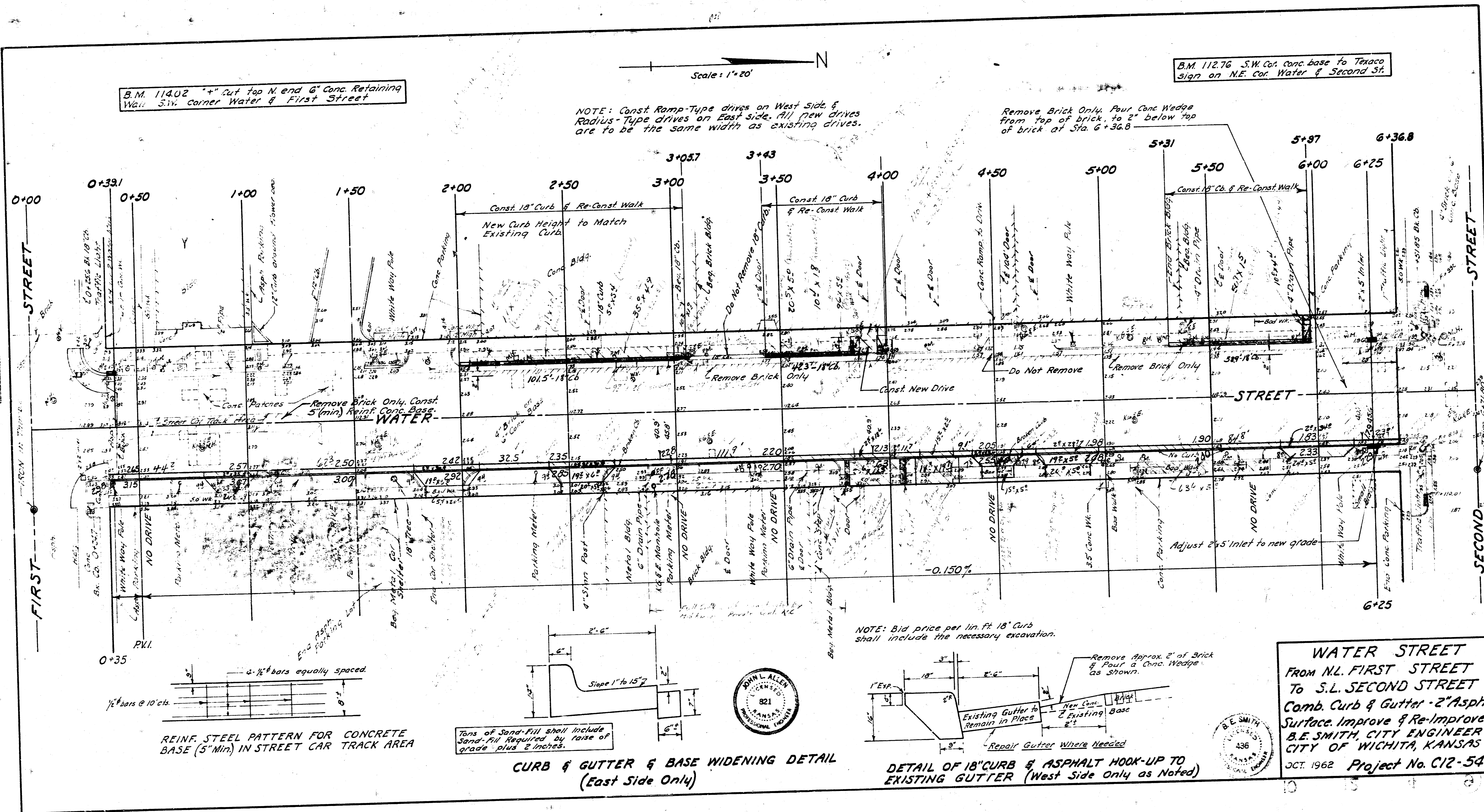
B.M. 11402 4" x 4" cut top N. end 6" Conc. Retaining Wall SW. corner Water & First Street

Scale: 1" = 20'


B.M. 11276 SW. Cor. Conc. base to Tonaco sign on N.E. cor. Water & Second St.

NOTE: Const Ramp-Type drives on West side & Radius-Type drives on East side. All new drives are to be the same width as existing drives.

Remove Brick Only. Pour Conc Wedge from top of brick, to 2" below top of brick at Sta. 6+36.8

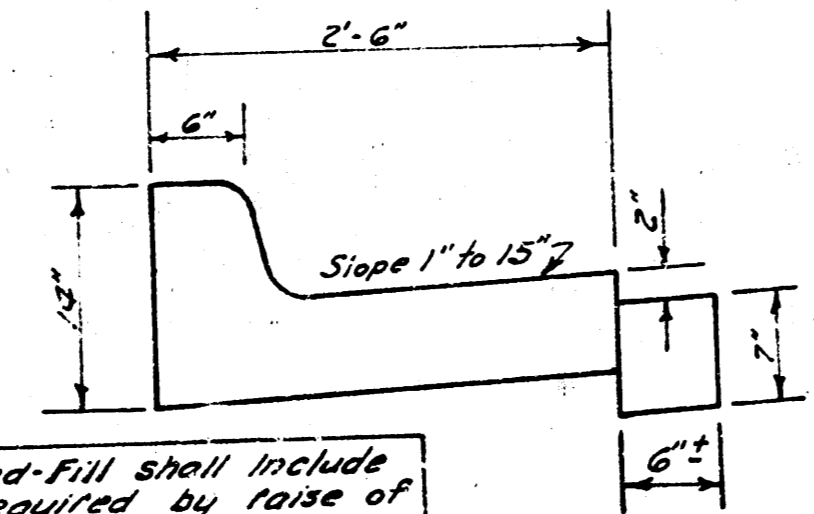


REINF. STEEL PATTERN FOR CONCRETE BASE (5" Min) IN STREET CAR TRACK AREA

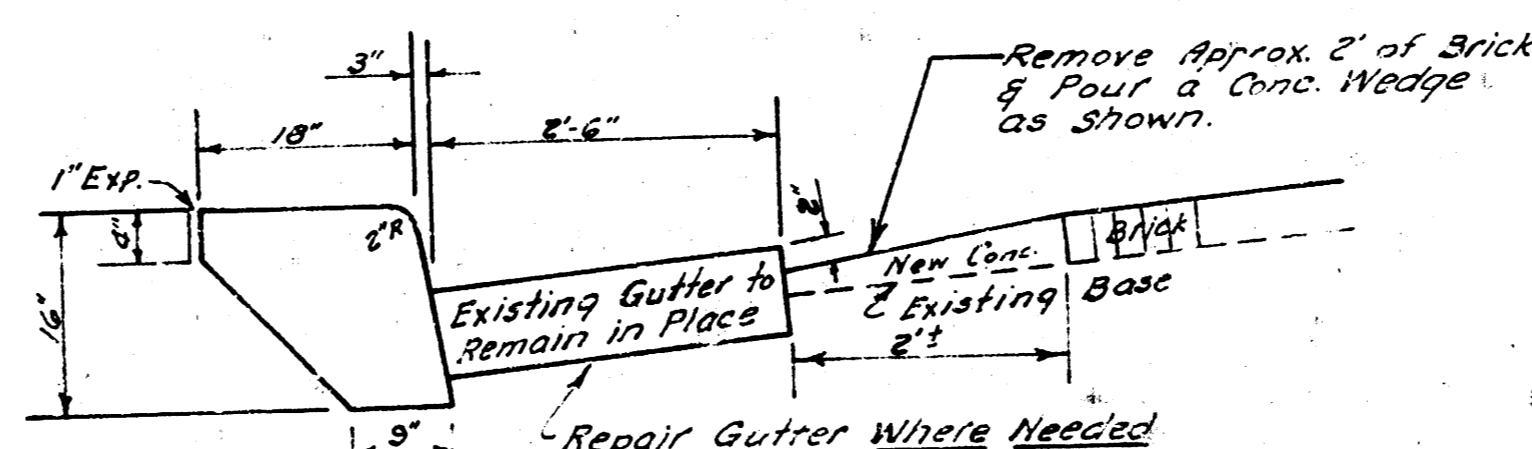


Tons of Sand-Fill shall include Sand-Fill Required by raise of grade plus 2 inches.

CURB & GUTTER & BASE WIDENING DETAIL (East Side Only)



NOTE: Bid price per lin. ft 18\"/>



DETAIL OF 18\"/>

WATER STREET
 FROM N.L. FIRST STREET
 TO S.L. SECOND STREET
 Comb. Curb & Gutter - 2" Asph.
 Surface. Improve & Re-Improve
 B.E. SMITH, CITY ENGINEER
 CITY OF WICHITA, KANSAS
 OCT. 1962 Project No. C12-54

