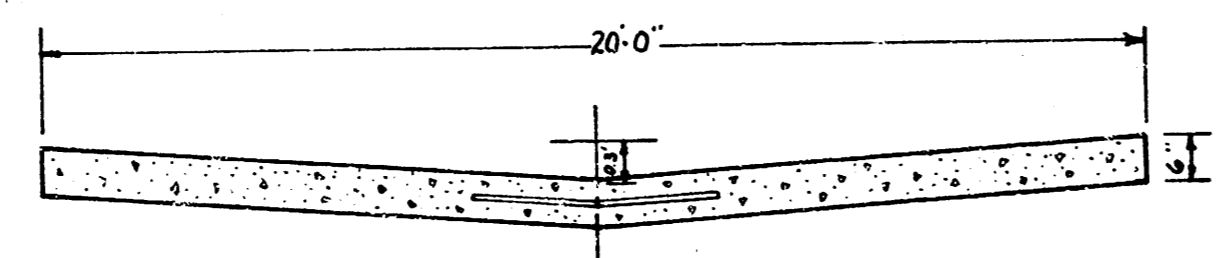
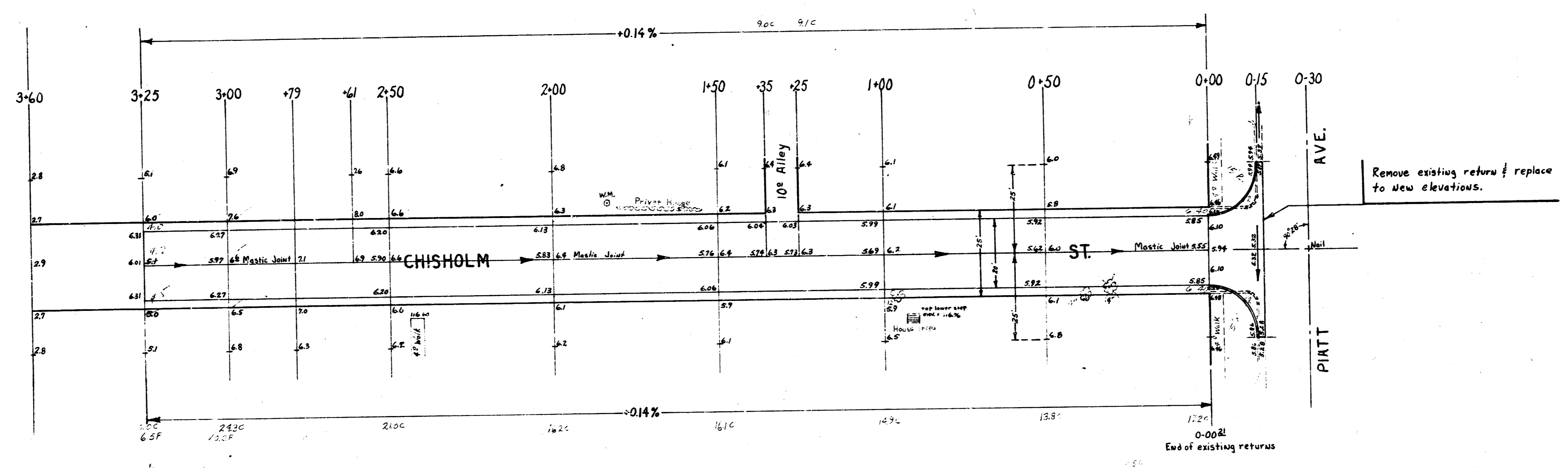


Survey done by B. H. ...
 E. ...
 ...
 ...

B.M. 118.34 S.E. Cor. top of pillar N.W. 10th. & Piatt

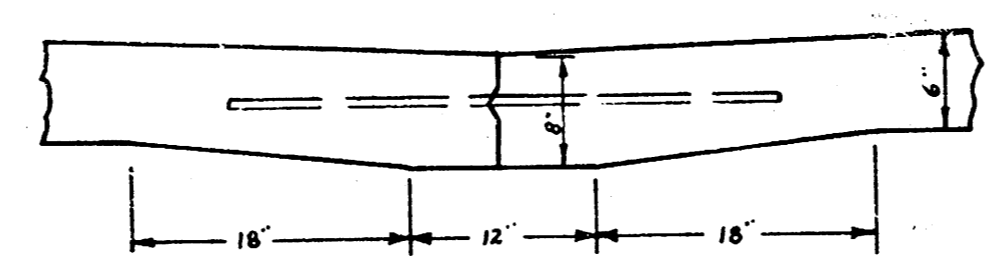


Note:
Stationing runs East to West



TYPICAL SECTION
No Scale

Note to field engineer & contractor:
Use standard 20' alloy steel pattern



DETAIL OF MASTIC JOINT
No Scale

Use #4 bars, 3' long on 2'-6" centers

EXCAVATION

CITY
PEOP.
...
...



CHISHOLM ST.
W.L. Piatt to 325' W. of W.L. Piatt
20'-6" CONC.
CITY OF WICHITA, KANSAS
B. E. SMITH CITY ENGINEER
DATE: JULY, 1958 PROJ. NO. C18-2