


BL Y45

B.M. 150.64 '11' IN MUELLER FIRE PLUG N.E. COR. ELPYCO & FUNSTON

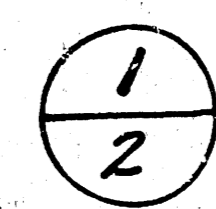
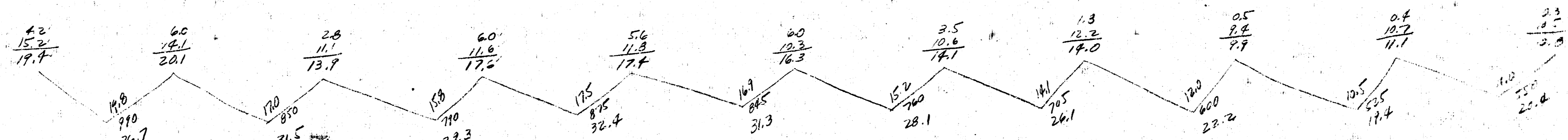
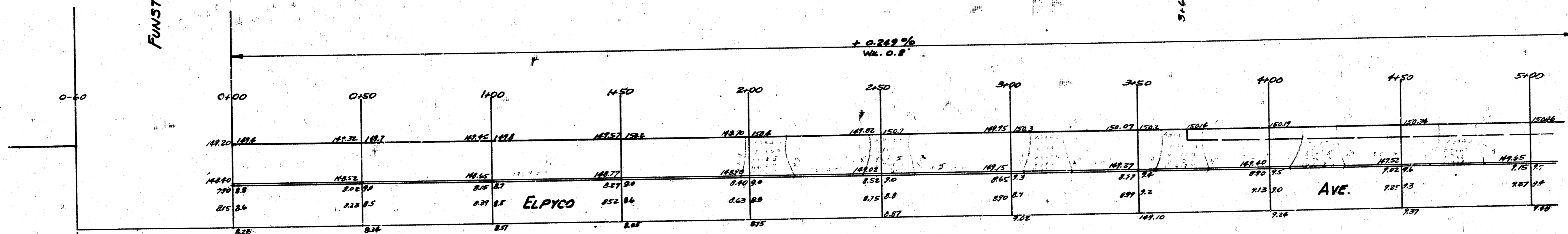


GRAND TOTAL	
PROP.	CITY
305.1	0
212.0	
<hr/>	
517.1 cu. yds.	

FROM	CITY
26.7	0
31.5	
27.3	
30.4	
31.3	
28.1	
26.1	
22	
19.2	
20.6	
<hr/>	
277.4	
+10 %	
305.1	cu. yds.

B.M. 151.06 '6' IN GLOBE TOWER CO. 2' S. OF S.L. CORNER EAST

FUNSTON



ELPYCO AVE., W. 1/2  
 N.L. FUNSTON TO S.L. OSIE  
 15' CONC. & CO. - W.S.  
 CITY OF WICHITA, KANSAS  
 L. K. WHITE CITY ENGINEER  
 FEB. 1951

