

B.M.-107.65 - R.R. SPIKE WEST SIDE OF P.P. E.L. ALLEY SOUTH:  
AND SL OF ALLEY EAST & WEST, SOUTH OF  
WATERMAN BETWEEN ELLIS & LULU.


Base Line is E of Alley

P.I.  
NO V.C.  
106.90

-0.3933%

+0.9333%

SCALE: 1" = 20'



Remove exist. Pvt. f Curb to back of gutter and replace with 7" Concrete Pvt. f Integral Curb. Remove one section of walk at 16' each side of alley, f replace with 4" walk. New alley Pvt. to conform to typical alley section as noted in the City Specs.

Constr. ramp to door. Check with Owner for door usage.

Do not match. Contact Prop. Owner for possible curb removal and hook-up to alley.

Do not match. Contact Prop. Owner for possible new ramp to alley Pvt. Owner Expense

Remove & replace fence @ B

Match Exist. Pvt.

San Sewer in iron pipe thru S.W.S. Manhole.

SAN SEWER TO BE RECONSTRUCTED BY OTHERS

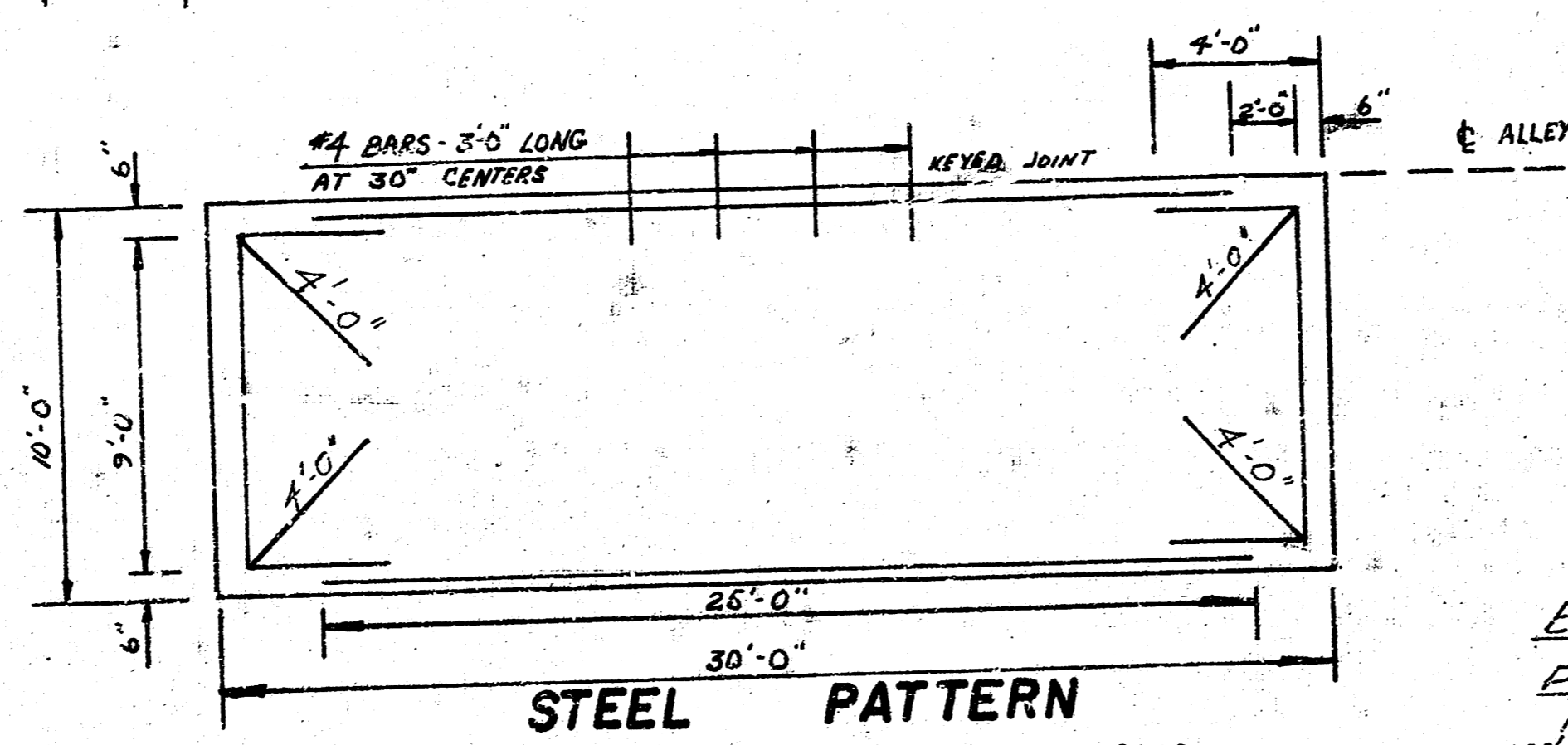
Do not match. Contact Prop. Owner for possible curb removal and hook-up to alley Pvt.

Coping is to remain in place. Contractor shall replace if coping is damaged or destroyed during alley construction. Replacement shall be at the Contractor's expense.

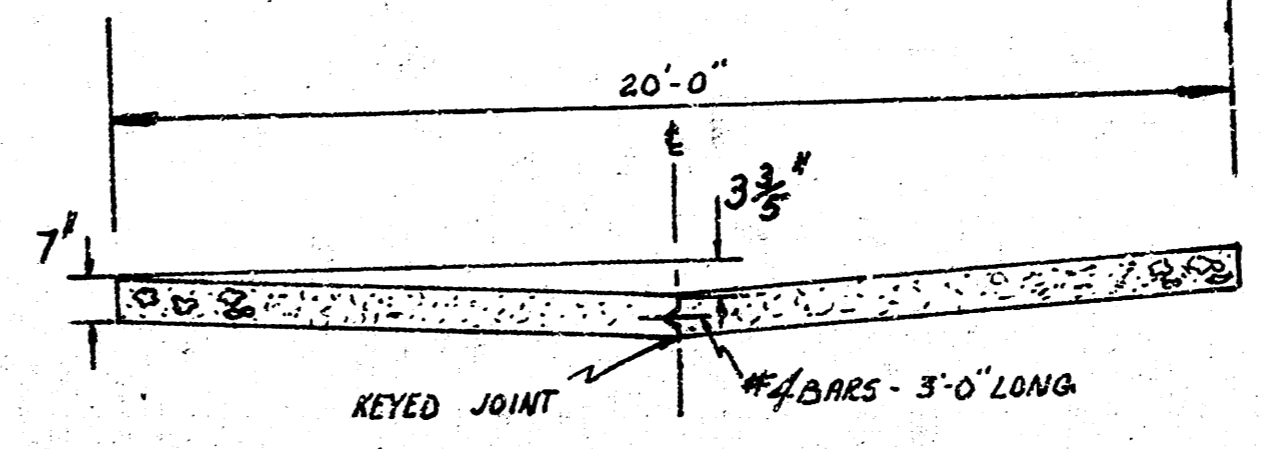
LULU AVE.

ELLIS AVE.

E ALLEY



**STEEL PATTERN**  
ALL REINFORCING STEEL TO BE NO. 6 BARS EXCEPT DONUT BARS



**TYPICAL SECTION**

**EARTHWORK QUANTITIES**

PROPERTY	CITY
187.3 Cu. Yd.	7.9 Cu. Yd.
+10% 187.7 Cu. Yd.	+10% 8.7 Cu. Yd.
206.0 Cu. Yd.	8.7 Cu. Yd.

**MANIPULATION (C&G)**

PROPERTY	CITY
644 Sq. Yd.	56 Sq. Yd.

'ALLEY' - SOUTH OF WATERMAN ST. -  
E.L. OF LULU AVE. TO W.L. ELLIS AVE.  
20'-7" CONCRETE  
CITY OF WICHITA, KANSAS  
R.W. BRUGGEMAN - CITY ENGINEER 1/1  
DATE: PROJ. NO. 472-76-245-80290-000-000-001

FILMED FROM THE BEST AVAILABLE COPY.....