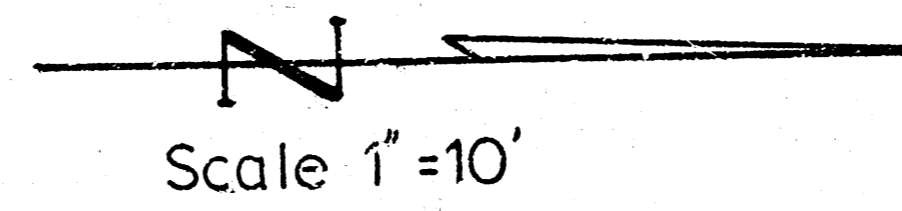


B.M. 106.83 "P" in P.S.K. N. end Alley Rel. Bet St Francis & Santa Fe N. of Morris
 B.M. 105.88 "T" in N. end Radius W. Ch. Alley Bet St Francis & Santa Fe N.S. Lincoln

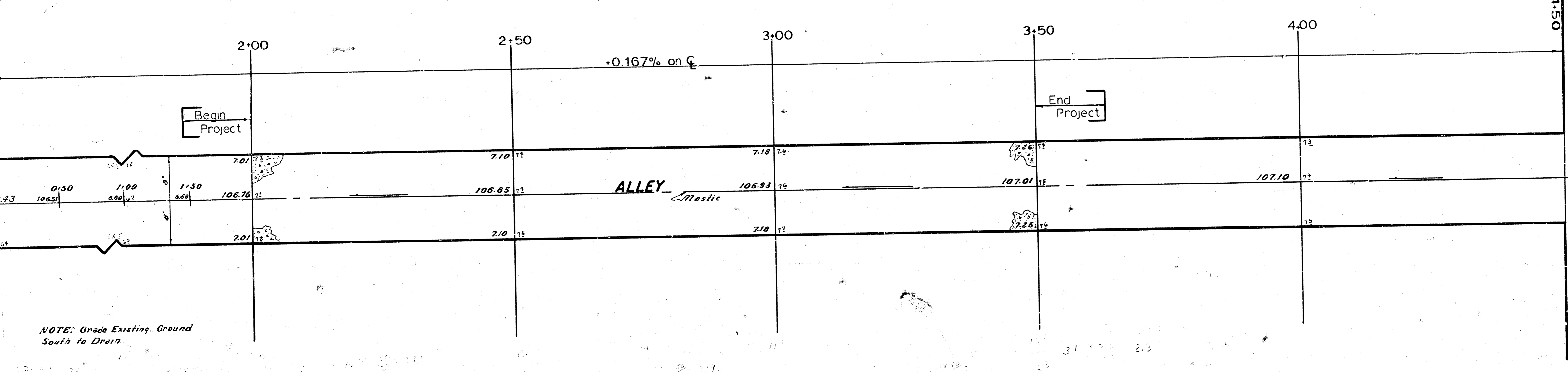


NOTE TO CONTRACTOR
 This project will be constructed under the supervision of the CITY ENGINEER conforming to the SPECIFICATIONS of the CITY OF WICHITA. The CONTRACTOR will reimburse the City for all cost of Engineering, Plans and Supervision.

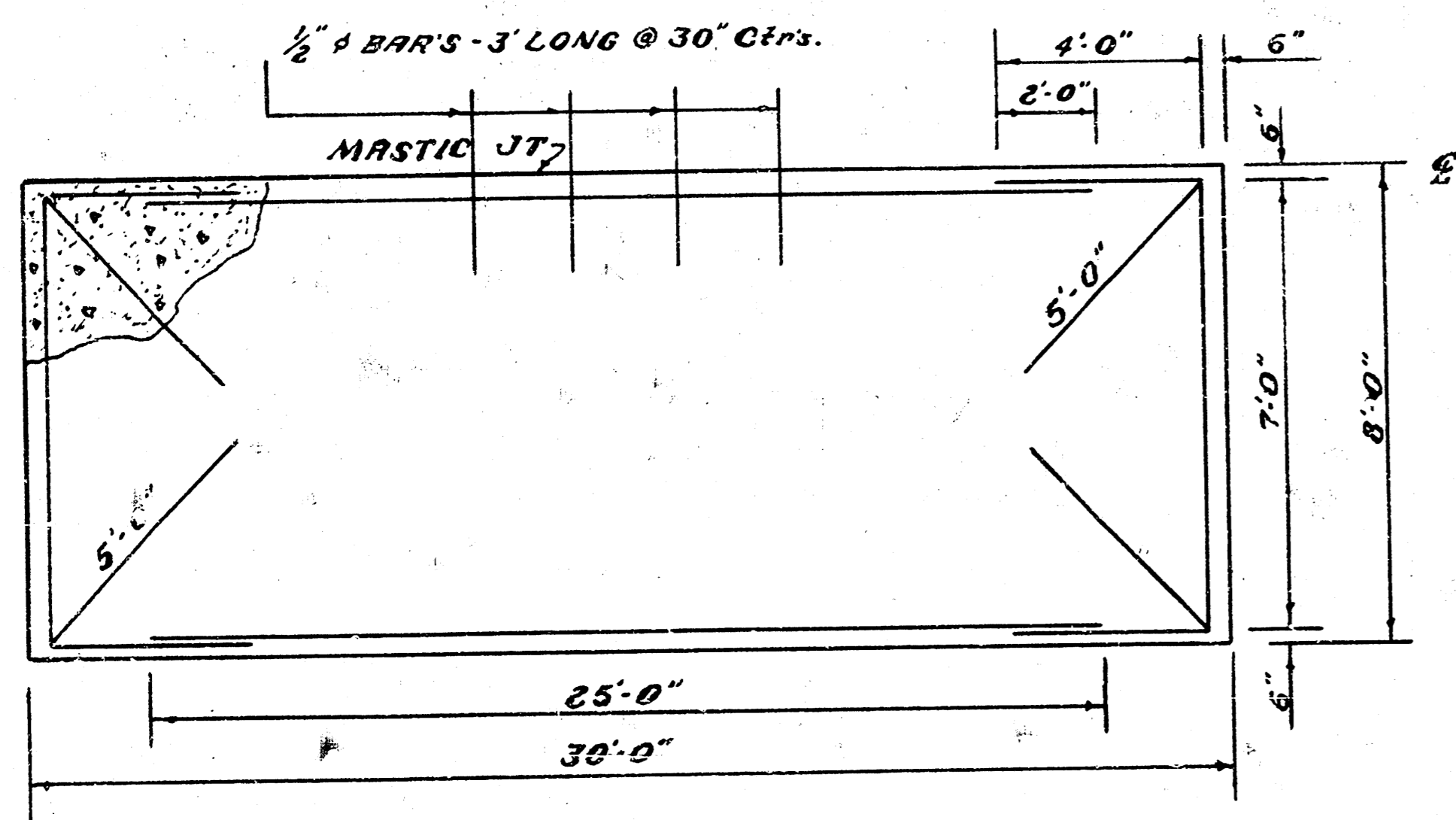
ST FRANCIS AVE.

GILBERT STREET

STREET

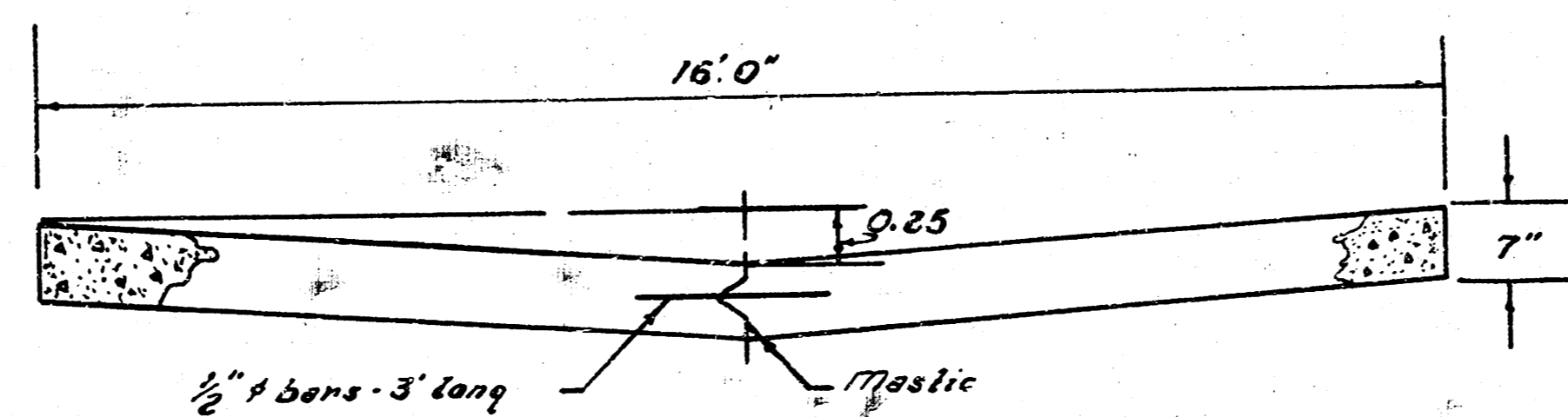


SANTA FE AVE



Steel Pattern
 No Scale

All Steel to be 3/4 inch. Except where shown.



Typical Section
 No Scale

LIST OF QUANTITIES	
122.6	cu yds excavation
150	lin. ft. mastic joint
1625	lbs rein. steel
267	sq yds 7 inch conc.

NOTE No removal items shown on plan or in list of quantities. Contractor to satisfy himself on these items.

ALLEY N. OF MORRIS ST.
 Bet. St Francis & Santa Fe Street.
 From 200' N. of N.L. Morris to 350' N. N.L. Morris
16' - CONCRETE - 7"
 City of Wichita, Kansas
 B.E. Smith City Engineer
 Date: June 1966 Private Project