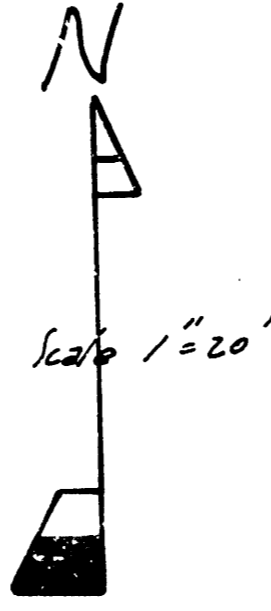
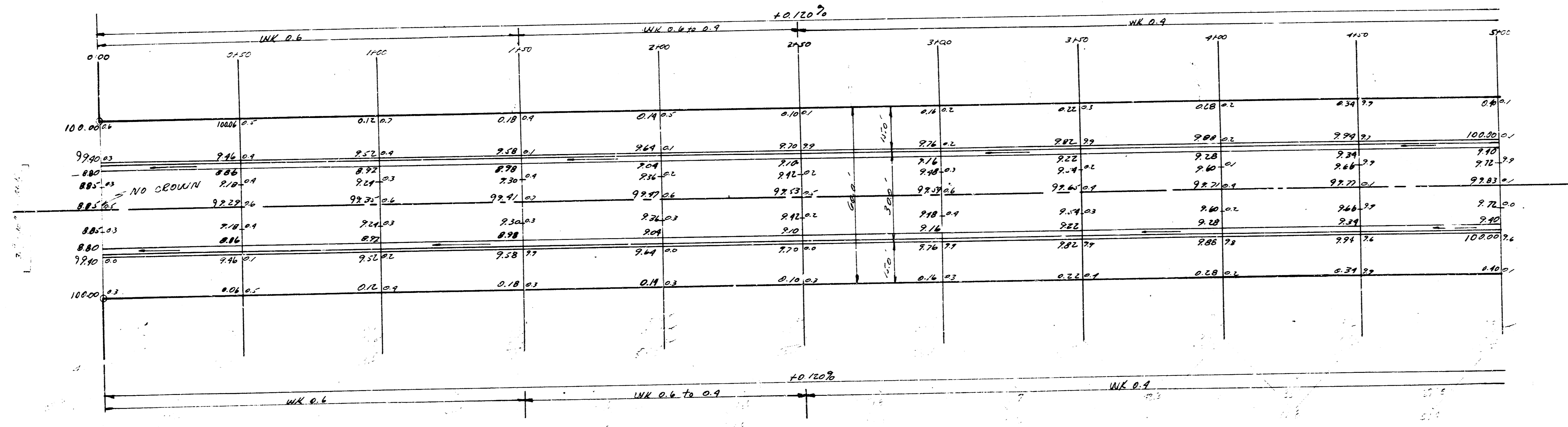


2.11 E.P. (RISE) E.I. H&P. W.T. MERIDIAN 13° N. 01' 14" DALLAS GRIT 10072
 2.11 N.W. COR. CONC. PARCH. HDG. 2634 10. EVERETT 10077
 2.11 ELEV. = 12. 074491




PUE



MERIDIAN

EXCAVATION
 CITY 566 RECP 1475.1
 HD% 27 HD% 110% 253.5
 TOTAL 832.6 TOTAL 1628.6



DALLAS AVE
 E.L. MERIDIAN - W.L. EVERETT
 26-2-30 P.C.
 CITY OF WICHITA, KANSAS
 B.E. SMITH CITY ENGINEER
 DATE SEPT. 1958 PROJ. NO. 27-243

2.11 ELEV. = 12. 074491
 2.11 HDG. = 2634

Scale 1/2" = 10'
 N

