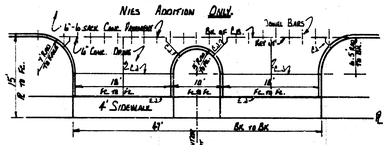
Surveyed, Klw
Plotted, Mann
Checked, Mann
Date, 4/8/73

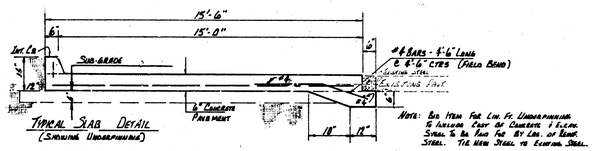
Typical Double Drive Detail

To be Used on Lots 3, 4, 5 & 6
Nies Addition Only

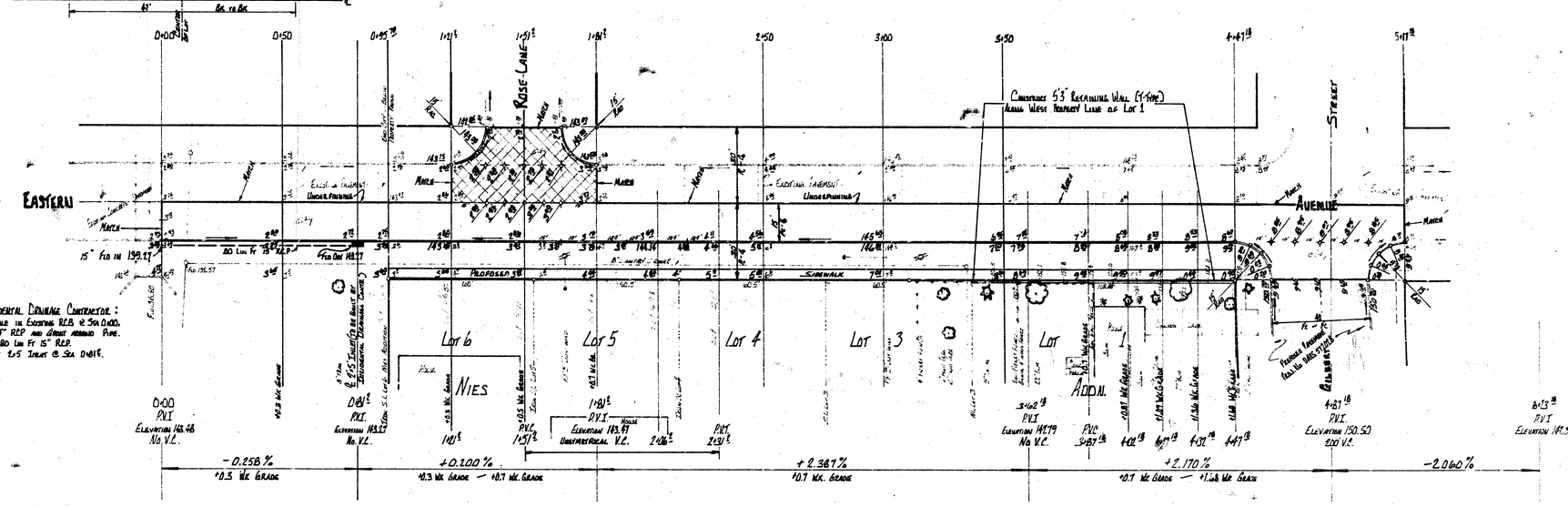


BM 148.04 "A" in Globe S-end ret. S.W. Cor. Gilbert & Eastern (2'± W of S end)
BM 143.11 "B" in Globe W.L. Eastern N-E-ly Rose Lane 1955





Note: Bar Item for Lin. Ft. Underpinning & Incl. Cost of Concrete & Reinf. Steel & Bar Item for Sq. Yd. of Slab Steel. Tie New Steel to Existing Steel.



Note to Incidental Drainage Contractor:
1. Knock Hole in Existing R.C.B. @ Sta 0+00. Install 15" RCP and Grout around Pipe.
2. Install 80 Lin Ft 15" R.C.P.
3. Construct 2:1 Inlet @ Sta 0+81.5.

"Earthwork"

Excavation		Compacted Fill	
Property	City	Property	City
467.1 Cu Yds	189.2 Cu Yds	0.3 Cu Yds	0.7 Cu Yds
46.1 10%	18.9 10%	0.0 10%	0.1 10%
513.2 Total	208.1 Total	0.3 Total	0.8 Total
Cement & Lime Treated Subgrade		610 Sq Yds	360 Cu Yds

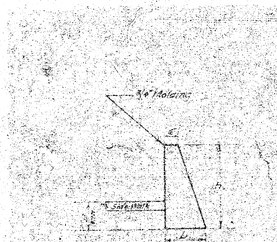
General Notes

1. Type of Subgrade Treatment shall be as determined by the Field Engineer. Subgrade Treatment may consist of Lime Treatment, Cement Treatment, Subgrade Modification, or any combination of these.
2. Contractor to clear and grade parking for Proposed Sidewalk. Sidewalk to be built by "Others"

East ½ Eastern Avenue
95.1' S of SL Nies Addn — NL Gilbert St.
15' Concrete & Curb

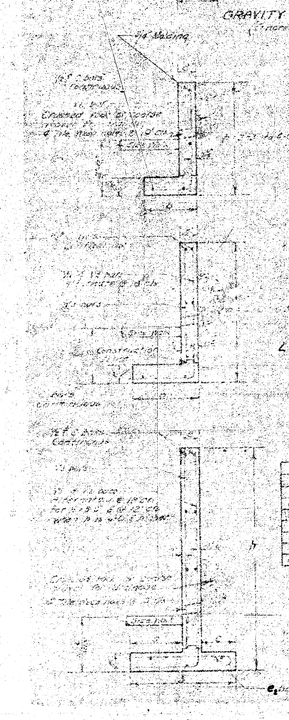
R.W. Linn, City Engineer
City of Wichita, Kansas
Project No. DAKS-57203 Date: April 1973

Concrete for Floor & Roof Construction Units 2 & 3 Interstate Association
Reinf. Steel in L & T - Type Walls



DIMENSIONS		Conc. per Lin. Ft.
h	b	Cu. Yds.
1'-0"	1'-0"	0.48
2'-0"	1'-6"	0.93
3'-0"	2'-0"	1.48
4'-0"	2'-6"	2.09
5'-0"	3'-0"	2.81
6'-0"	3'-6"	3.63

GRAVITY TYPE
(Concrete)


¾" Molding
10" Bars Continuous
Extend wall in vertical grooves of the wall form, or use
h
Bars Continuous
Bars Continuous
Bars Continuous