

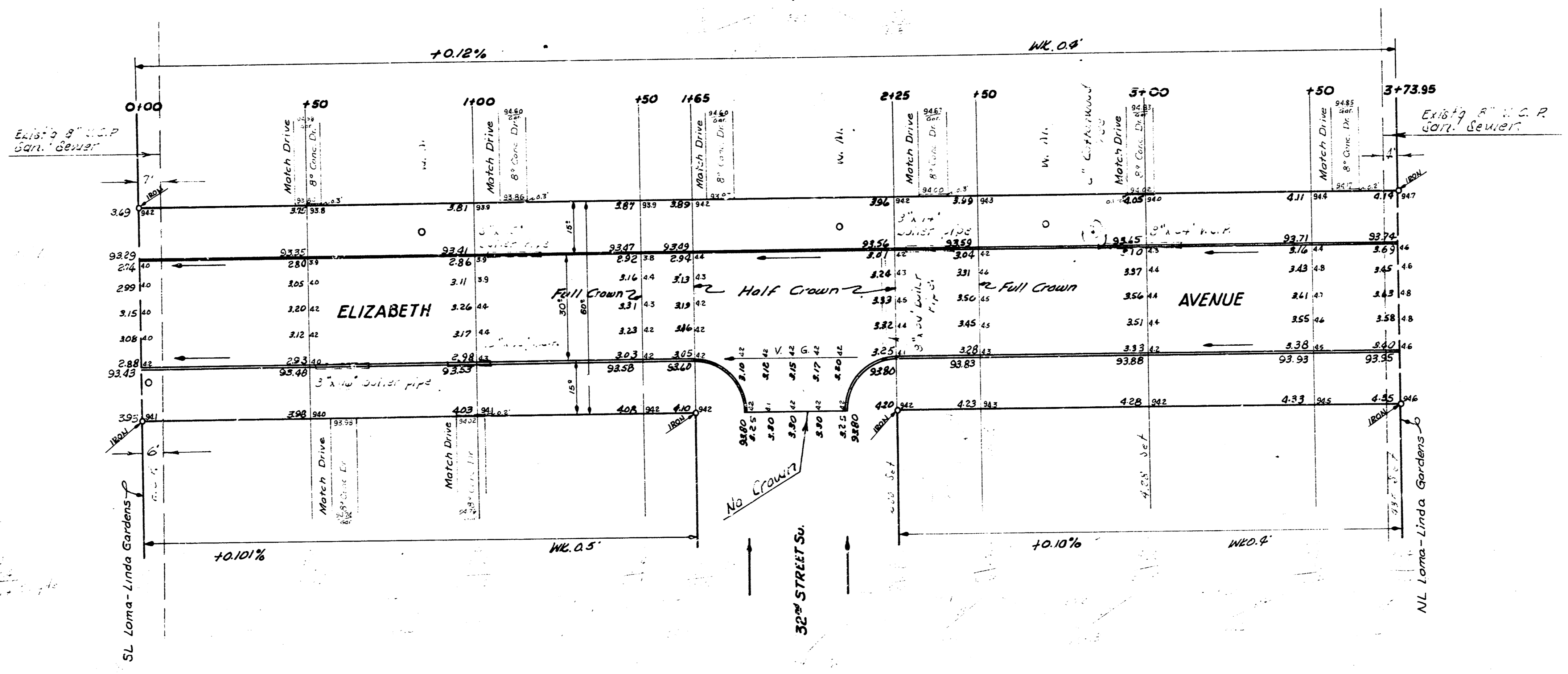


B.M. - 9614 SE cor. conc. porch Ho. on WS Elizabeth # NL Loma-Linda Gardens.

NOTE TO FIELD ENGINEER & CONTRACTOR:
 All entrance pipes are to be disposed of in accordance with instruction from the City dirt checker.



ELIZABETH AVENUE
 SL Loma-Linda Gardens to NL Loma-Linda Gardens
 30' Conc. f Cb.
 CITY OF WICHITA, KANSAS
 B. E. SMITH CITY ENGINEER
 SEPT. 1999 PROJ. NO. C16-2.