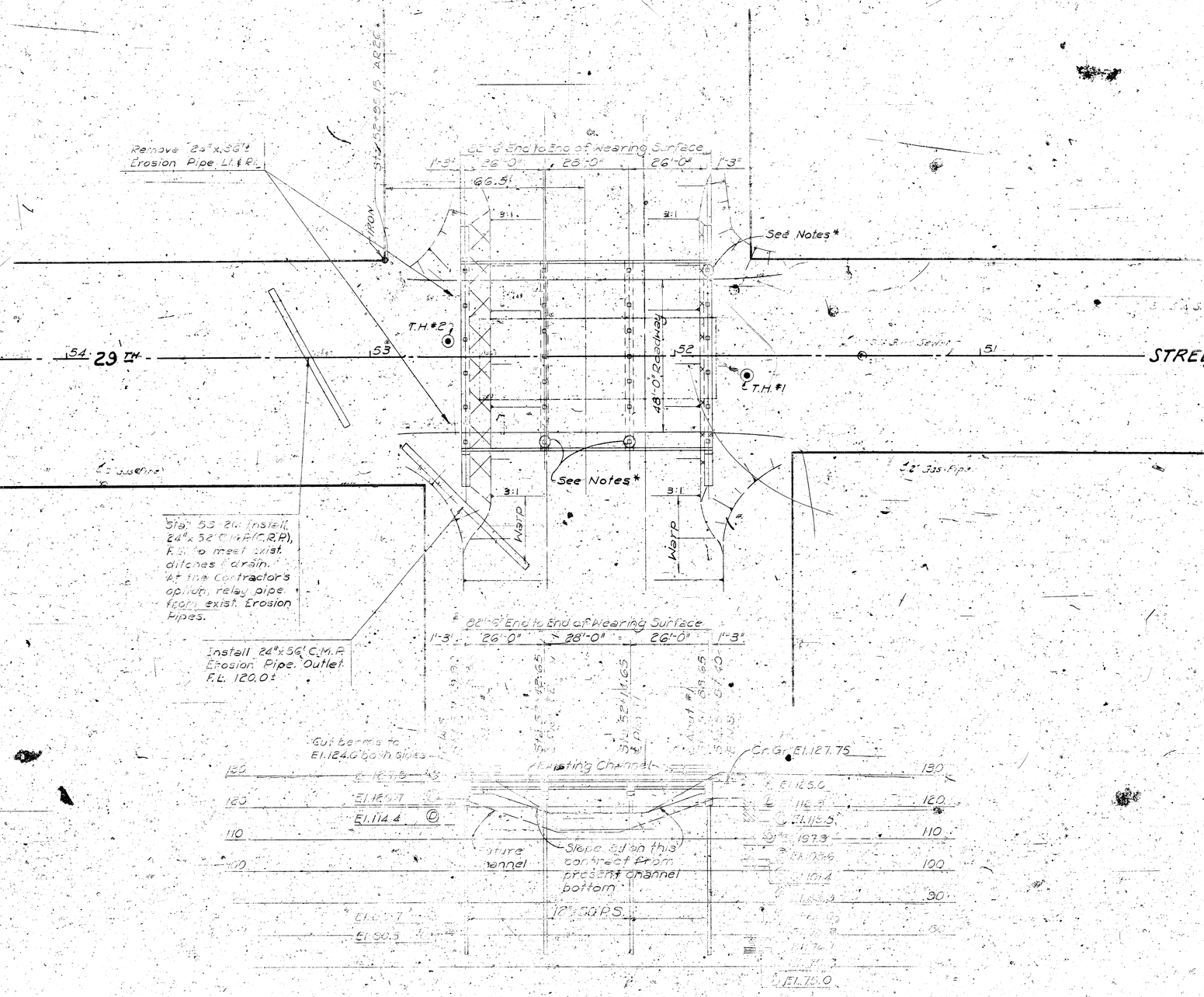
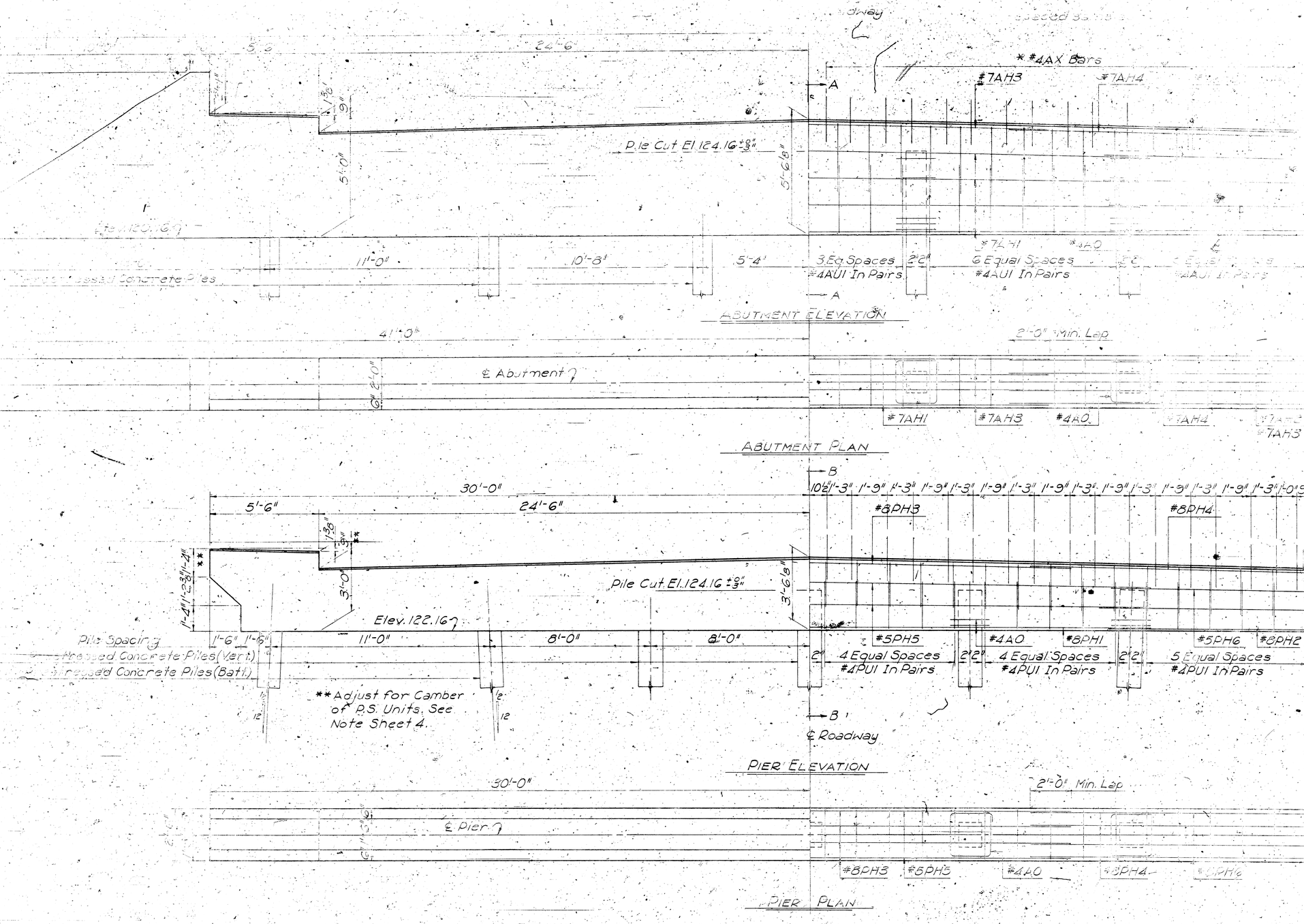

CITY OF WICHITA, KANSAS

BRIDGE ON 29TH. ST. NORTH ACROSS CHISHOLM CREEK


PROJECT NO. 016-12

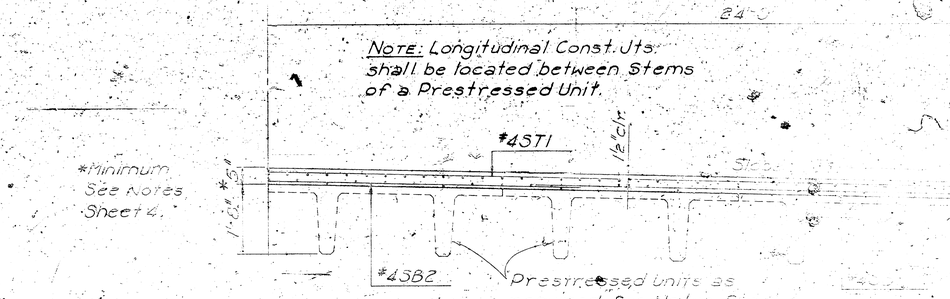



Roadway
* #4AX Bars
#7AH3
#7AH4
A
5'-0"
24'-6"
1'-3"
9"
5'-0"
Pile Cut El. 124.16 ± 3"
5'-6 3/8"
Elev. 122.16
11'-0"
10'-8"
5'-4"
3 Eq. Spaces 2'-2"
#4AU1 In Pairs
6 Equal Spaces
#4AU1 In Pairs
#7AH1
#4AO
ABUTMENT ELEVATION
41'-0"
2'-0" Min. Lap
℄ Abutment
#7AH1
#7AH3
#4AO
#7AH4
#7AH3
ABUTMENT PLAN
B
30'-0"
5'-6"
24'-6"
1'-3"
3'-0"
1'-4 1/2"
1'-3 1/2"
1'-4"
Pile Cut El. 124.16 ± 3"
3'-6 3/8"
Elev. 122.16
#8PH3
#8PH4
2-#4PH1 In Pairs
#4PU3 In Pairs
#4AO
Pile Spacing
Prestressed Concrete Piles (Vert.)
Prestressed Concrete Piles (Batt.)
1'-6"
1'-6"
11'-0"
8'-0"
8'-0"
2"
#5PH5
4 Equal Spaces
#4PU1 In Pairs
#4AO
2'-2"
#8PH1
4 Equal Spaces
#4PU1 In Pairs
2'-2"
#5PH6
#8PH2
5 Equal Spaces
#4PU1 In Pairs
1'-8"
2'-2"
1'-3"
2"
#4PU2
In Pairs
** Adjust for Camber of P.S. Units. See Note Sheet 4.
12
12
B
℄ Roadway
PIER ELEVATION
30'-0"
2'-0" Min. Lap
℄ Pier
#8PH3
#6PH5
#4AO
#5PH4
#5PH6
PIER PLAN

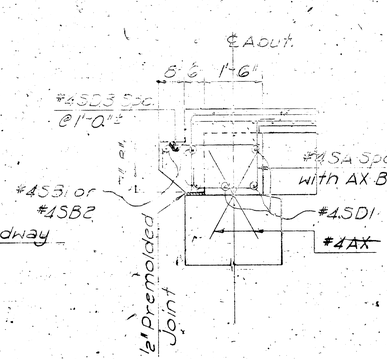


HALF SLAB PLAN

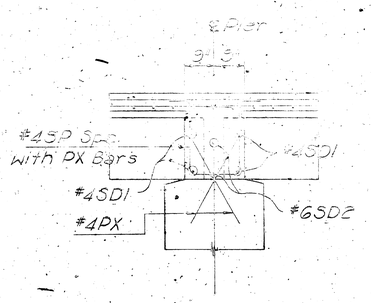





TYPICAL DECK SECTION



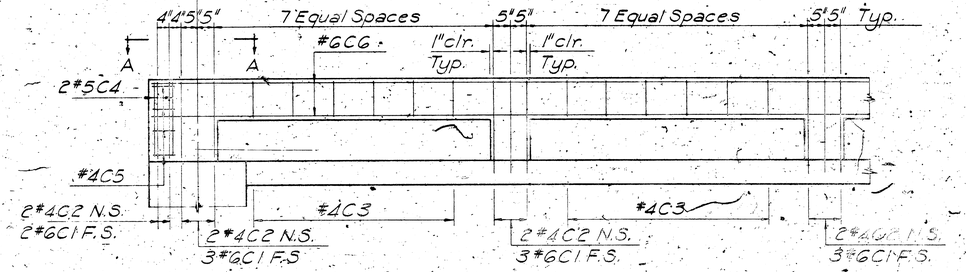
SECTION AT ABUTMENT



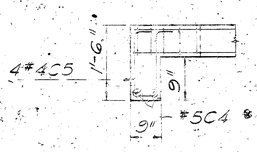
SECTION AT PIER



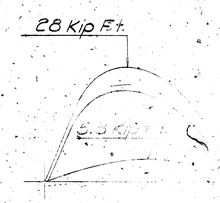
PART SECTION THRU SIDEWALK AT ABUTMENT

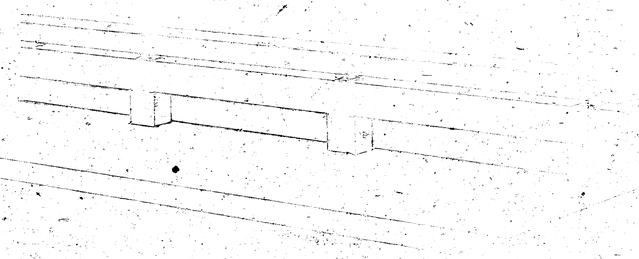



CURB REINFORCING.

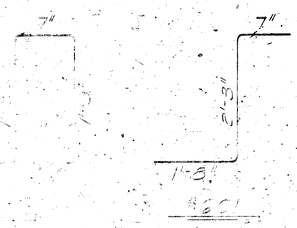


SECTION A-A





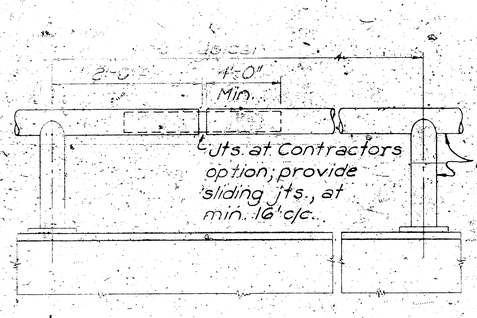


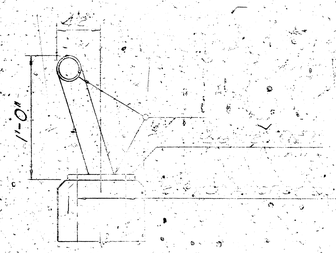


Structural Bars				Bent Bars			
Mark	No. Req.	Size	Length	Mark	No. Req.	Size	Length
[illegible]	10	7	[illegible]-0"	AO	30	4	9'-0"~
[illegible]	15	7	[illegible]-0"				
[illegible]	8	5	[illegible]-0"	[illegible]	62	4	8'-[illegible]
[illegible]	8	5	[illegible]-0"	[illegible]	16	4	3'-[illegible]
[illegible]	5	5	9'-[illegible]	[illegible]	24	4	[illegible]
[illegible]	[illegible]	[illegible]	[illegible]	[illegible]	[illegible]	[illegible]	[illegible]
[illegible]	[illegible]	[illegible]	5'-[illegible]"	A20	4		12'-3"
				* See Bending Diagram			
[illegible] Steel						92	Cu. Yds.
[illegible]						40.3	Cu. Yds.
[illegible] Piles						3610	Lbs.
[illegible] Prestressed Concrete Piles						300	Lin. Ft.

Cap Piles							
PH1	4	8	34'-0"	PH2	8	8	14'-7"
PH4	4	8	26'-0"				
PH5	8	8	19'-0"	PU1	60	4	6'-7"
PH5	4	5	34'-0"	PU2	12	4	6'-12"
PH6	8	5	14'-0"	PU3	4	4	3'-7"
PH7	4	4	5'-3"	PU4	4	4	4'-5"
PX	88	4	3'-0"	AO	14	4	
Class A Concrete						18.1	Cu. Yds.
Reinforcing Steel						2240	Lbs.
12" Prestressed Concrete Piles						350	Lin. Ft.

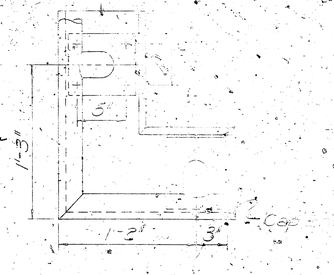
SUPERSTRUCTURE							
SB1	342	4	17'-6"	C1	74	6	4'-6"
SB2	171	4	16'-0"	C2	52	4	3'-0"
				C3	120	4	3'-6"
C4	8	5	1'-9"	C5	16	4	4'-1"
C6	52	6	21'-9"				
				SA	44	4	5'-0"
SB1	210	4	2'-4"	SB	44	4	6'-9"
SB2	12	6	17'-3"	SB3	98	4	3'-0"
				SB4	266	4	25'-6"
[illegible]	156	4	27'-3"	SB2	330	4	6'-3"
[illegible]	67	4	23'-0"				
[illegible]	120	6	20'-5"	SL3	128	6	16'-3"
[illegible]	80	6	[illegible]-5"				
[illegible]	[illegible]	7	10'-[illegible]"				
Class [illegible] Concrete						116.8	Cu. Yds.
Reinforcing Steel						29,980	Lbs.



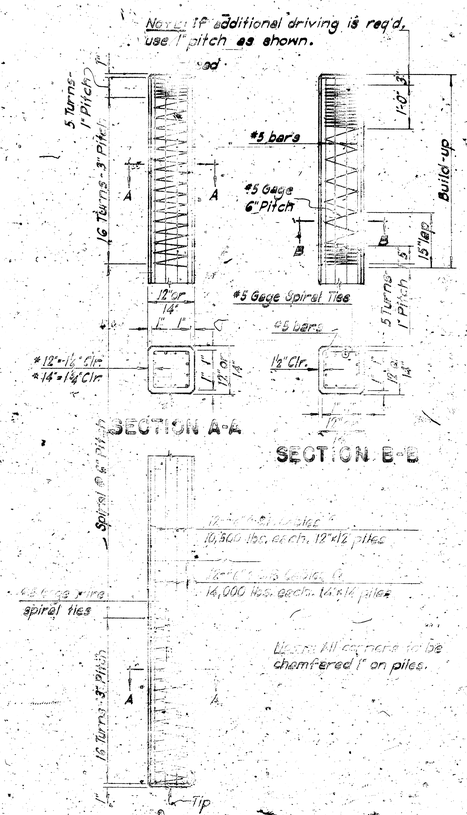


PIPE HANDRAIL DETAILS

Sections to be galvanized after fabrication.



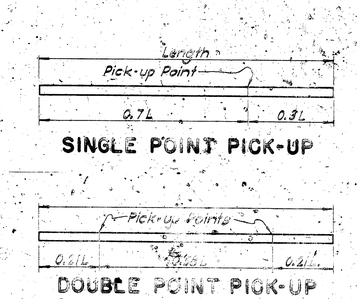
Note: If additional driving is req'd, use 1" pitch as shown.



12" Prestressed Concrete Piles
10,360 lbs. each, 12"x12" piles

14" Prestressed Concrete Piles
16,000 lbs. each, 14"x14" piles

Note: All corners to be chamfered 1" on piles.



Note: Piles shall be marked at Pick-up Points to indicate proper points for attaching handling lines.

12" Piles:
Max. Length - 80' Single Point Pick-up
- 75' Double

14" Piles:
Max. Length - 60' Single Point Pick-up
- 85' Double

12" Prestressed Concrete Piles

All concrete [illegible] shall be [illegible] of [illegible] shall [illegible] subject to approval.

Price bid per foot [illegible] total cost per foot [illegible] driving, concrete and reinforcing [illegible]

vibrate thoroughly into the [illegible] particularly between the ends of prestressed units.

Finish side walk and deck surfaces [illegible]

In [illegible] surfaces [illegible] to use [illegible] as available from Spun-Cast Products, [illegible]

SUMMARY OF [illegible]

PRESTRESSED CONCRETE [illegible]