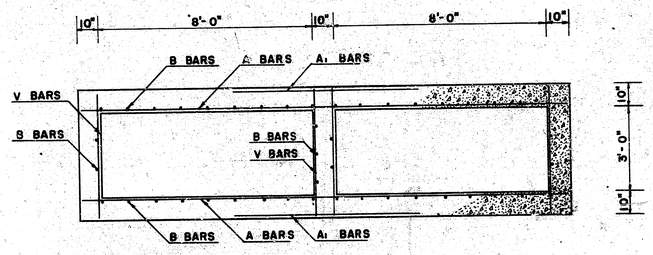
BOX CULVERT DETAIL

NINTH STREET

Between Harding & Baffin

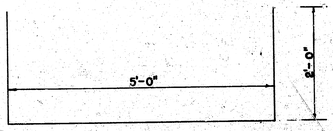


CROSS SECTION OF BOX

SCALE 1/2" = 1'-0"

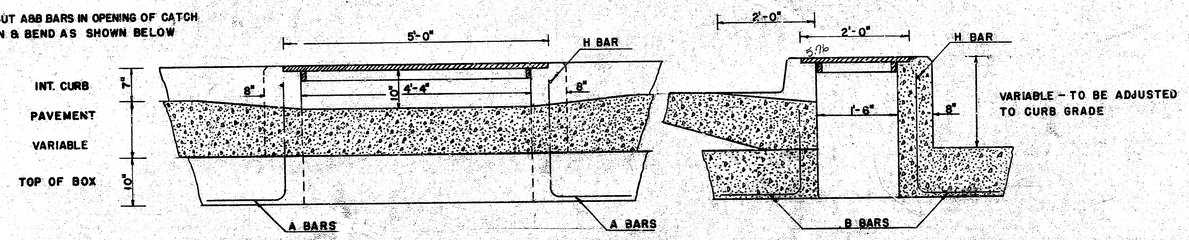
NOTE: BEVEL ALL EXPOSED EDGES USING 1" TRIANGULAR MOULDING

BILL OF MATERIAL					
BAR	A	A1	B	V	H
NUMBER	290	270	55	181	4
SIZE					
LENGTH	11'-6"	7'-0"	53'-6"	4'-11"	1'-0"
10 - BARS @ 8'-6"					
STEEL IN OUT WALLS DUE - 355 LBS					
CLASS A CONCRETE - CU. YDS.					
REINFORCING STEEL - LBS.					
2'X5' CATCH BASIN COVERS - NO.					
CU YDS IN PIT LESS BARS = 12.4 CUBIC					



BENDING DIAGRAM FOR H BARS

NOTE: CUT A&B BARS IN OPENING OF CATCH BASIN & BEND AS SHOWN BELOW

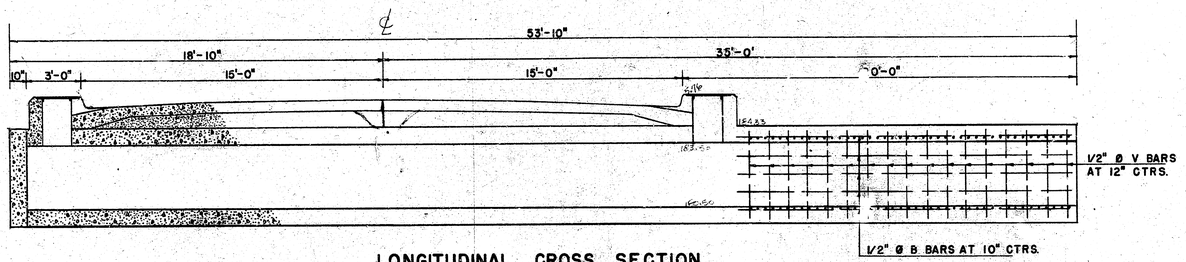


DETAIL OF CATCH BASIN

SCALE 1" = 1'-0"

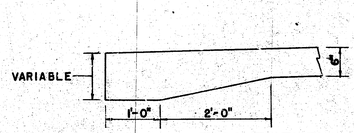
BOX CULVERT PLAN

NINTH STREET



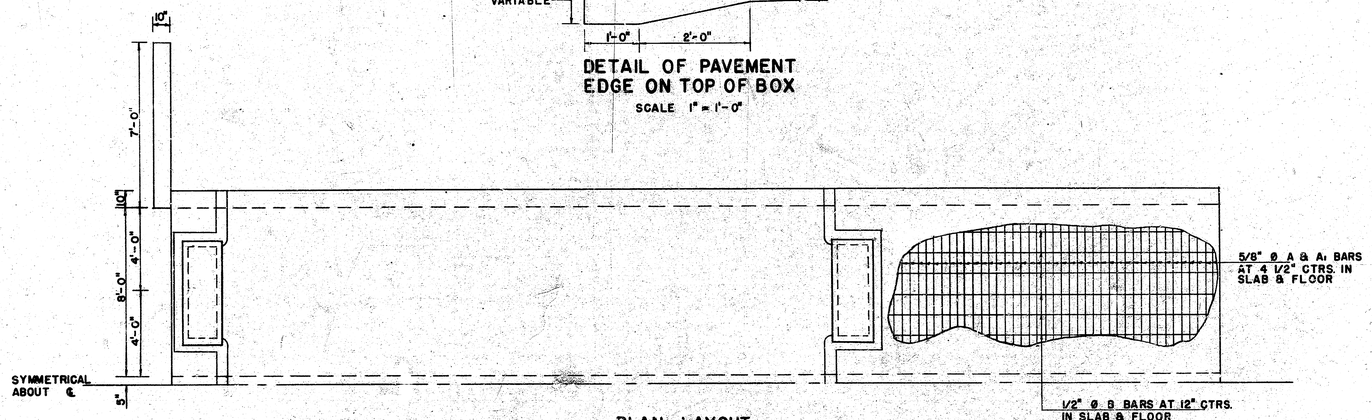
LONGITUDINAL CROSS SECTION

SCALE 3/8" = 1'-0"



DETAIL OF PAVEMENT EDGE ON TOP OF BOX

SCALE 1" = 1'-0"



PLAN LAYOUT

SCALE 3/8"=1'-0"