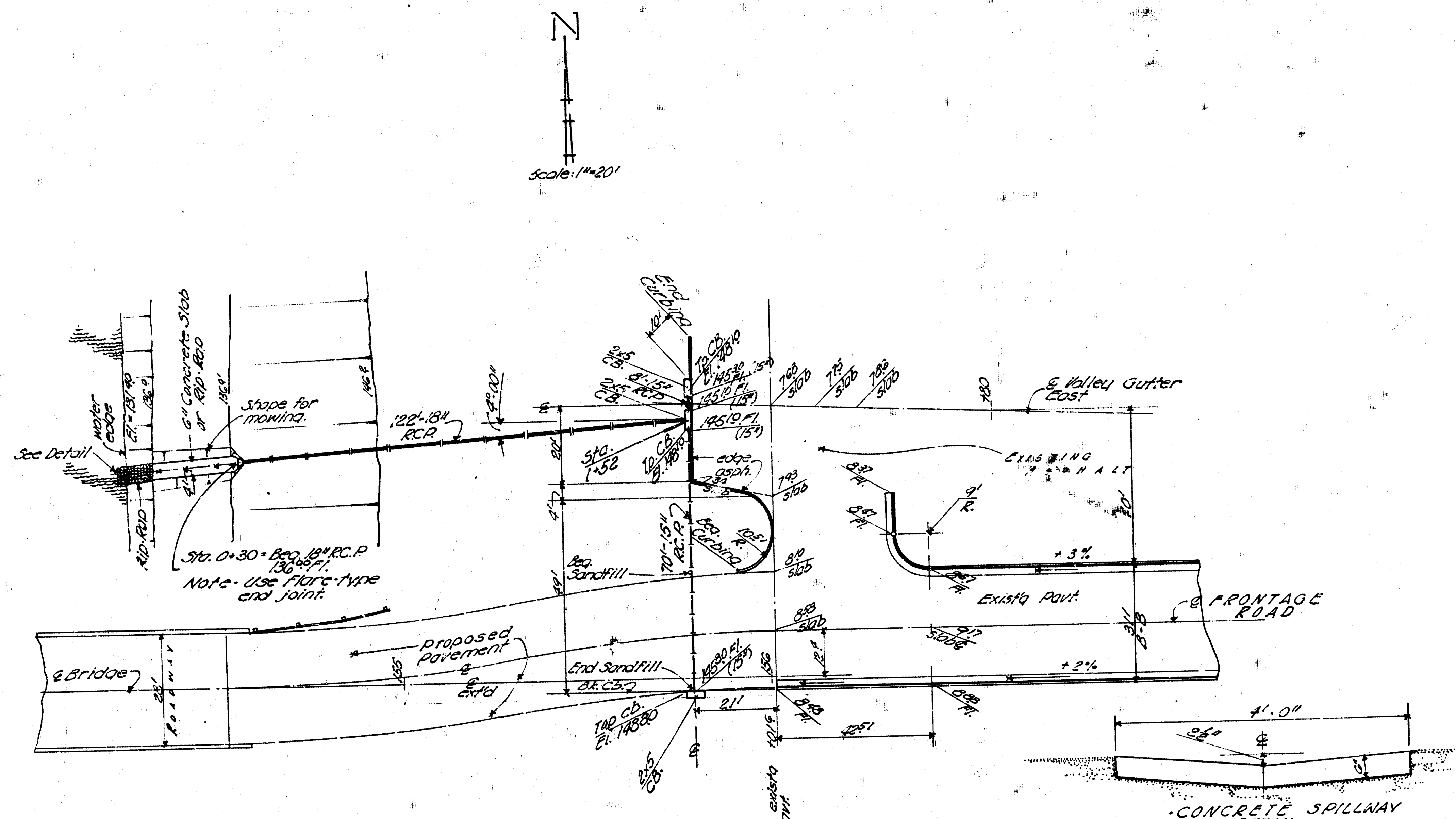
N
Scale: 1" = 20'
See Detail
Water edge
El. = 131.40
136.0
6" Concrete Slab or Rip-Rap
136.0
Shape for mowing.
146.8
122'-18" R.C.P.
4.00"
Rip-Rap
4'
Sta. 0+30 = Beg. 18" R.C.P. 136.00 Fl.
Note - Use Flare-type end joint.
End Curbing
10'
2x5 C.B.
Tp. C.B. El. 148.10
145.30 Fl. (15")
8'-15" R.C.P.
2x5 C.B.
145.10 Fl. (15")
145.10 Fl. (15")
Sta. 1+52
Tp. C.B. El. 148.10
edge asph.
7.34 Slab
20'
4'
70'-15" R.C.P.
Beg. Curbing
10.5' R.
Beg. Sandfill
39'
℄ Bridge
28' Roadway
155
proposed Pavement ℄
℄ ext'd
End Sandfill
Bk. C.B.
145.80 Fl. (15")
Top C.B. El. 148.80
21'
2x5 C.B.
℄
156
7.68 Slab
7.75 Slab
7.86 Slab
7.80
℄ Valley Gutter East
7.93 Slab
EXISTING ASPHALT
8.37 Fl.
8.47 Fl.
9' R.
8.10 Slab
+3%
8.67 Fl.
Exist'g Pavt.
30'
℄ FRONTAGE ROAD
31' B-B
8.58 Slab
9.17 Slabs
12.5'
+2%
8.48 Fl.
8.88 Fl.
10.16
22.51
Beg. exist'g pavt.
4'.0"
2.5"
℄
6"

·CONCRETE SPILLWAY DETAIL·
(No Scale)

BM = Brass Cap in N.E. Wing Bridge No. 54·87·3250 El. = 145.07

1" = 20' Horiz.
1" = 40' Vert.
Profile

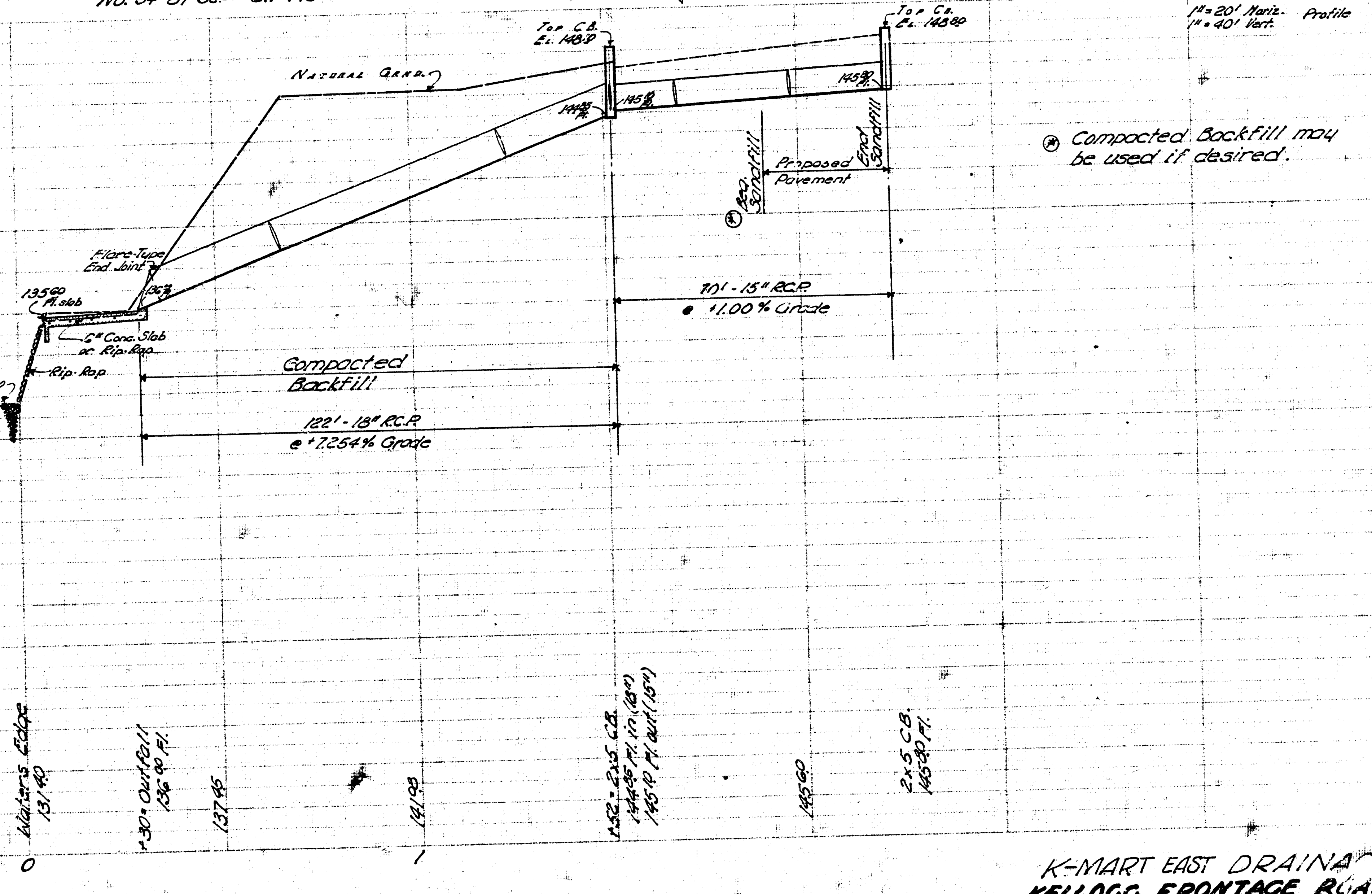
145
140
135
130
Top C.B. El. 148.10
Top C.B. El. 148.80
Natural Grade
144.85 Fl.
145.10 Fl.
145.80 Fl.
Beg. Sandfill
Proposed Pavement
End Sandfill
Flare-Type End Joint
136.00 Fl.
135.60 Fl. slab
6" Conc. Slab or Rip-Rap
Rip-Rap
Water El. = 131.40
Compacted Backfill
122'-18" R.C.P. @ +7.254% Grade
70'-15" R.C.P. @ +1.00% Grade
Water's Edge 131.40
+30 = Outfall 136.00 Fl.
137.95
141.98
1+52 = 2x5 C.B. (144.85 Fl. in (18")) (145.10 Fl. out (15"))
145.60
2x5 C.B. 145.80 Fl.
0
1

(*) Compacted Backfill may be used if desired.

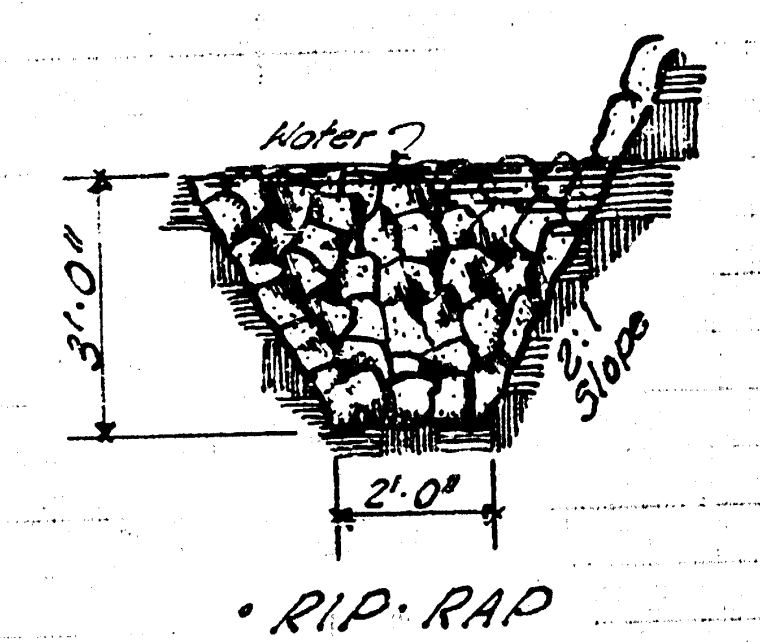
Water
3'-0"
2:1 Slope
2'-0"

·RIP·RAP TOE WALL DETAIL·
(No Scale)

K-MART EAST DRAINAGE·
KELLOGG FRONTAGE ROAD AT GYPSUM CREEK
City Engineering Dept. 2-7-67

B.M. 155.85 chisel ☐ top curb NE Cor US 54 Bridge

Am-78531

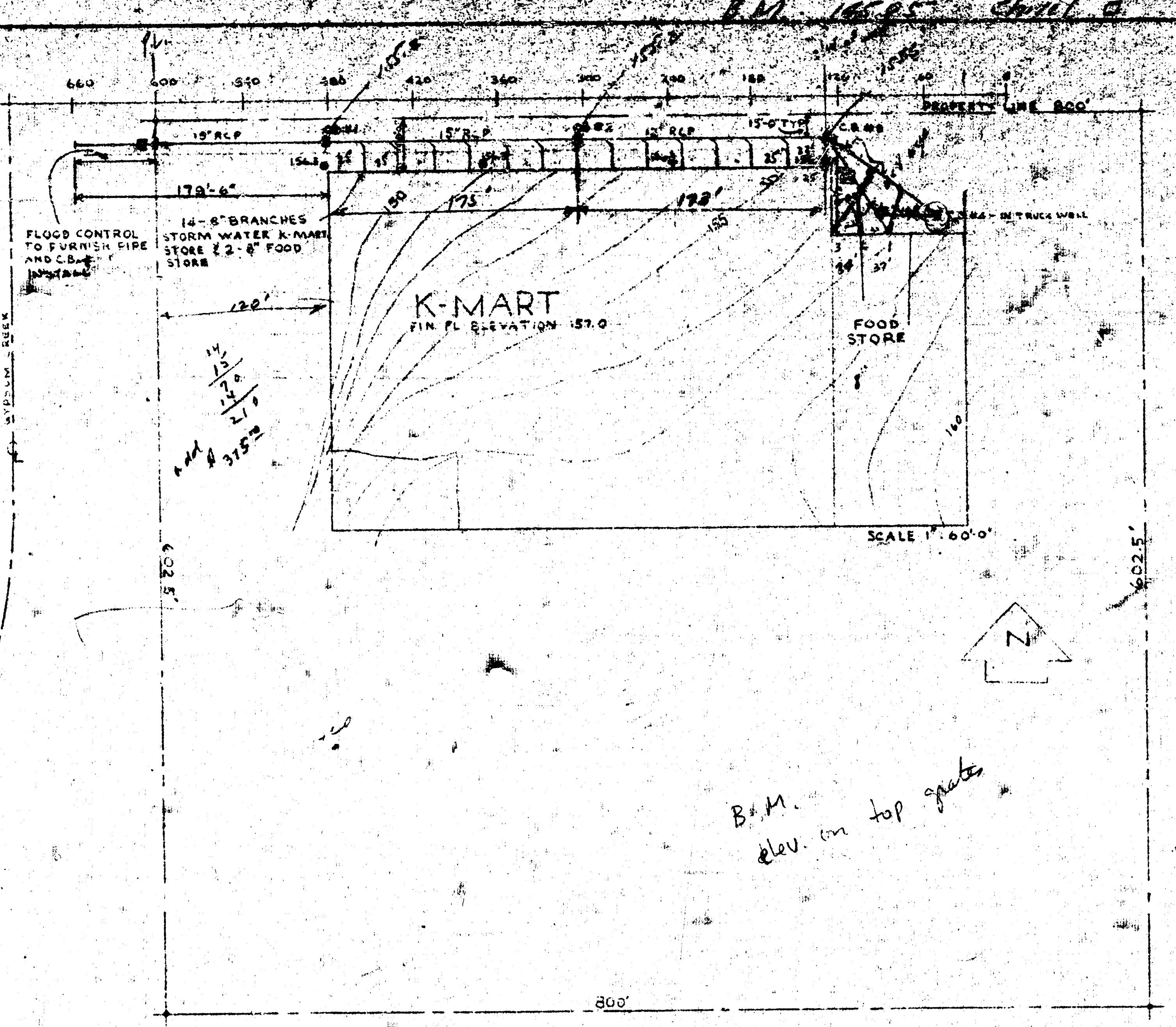
660
600
540
480
420
360
300
240
180
120
60
PROPERTY LINE 800'
15" RCP
15" RCP
12" RCP
15'-0" TYP
C.B.#1
C.B.#2
C.B.#3
C.B.#4 - IN TRUCK WELL
156.3
179'-6"
175'
172'
150
155
160
120'
FLOOD CONTROL TO FURNISH PIPE AND C.B. INSTALL
14 - 8" BRANCHES STORM WATER K-MART STORE & 2 - 8" FOOD STORE
K-MART
FIN. FL ELEVATION 157.0
FOOD STORE
GYPSUM CREEK
W. LINE OF SE¼ 20-T27 R2E
SCALE 1" = 60'-0"
602.5'
802.5'
800'
add 315

N

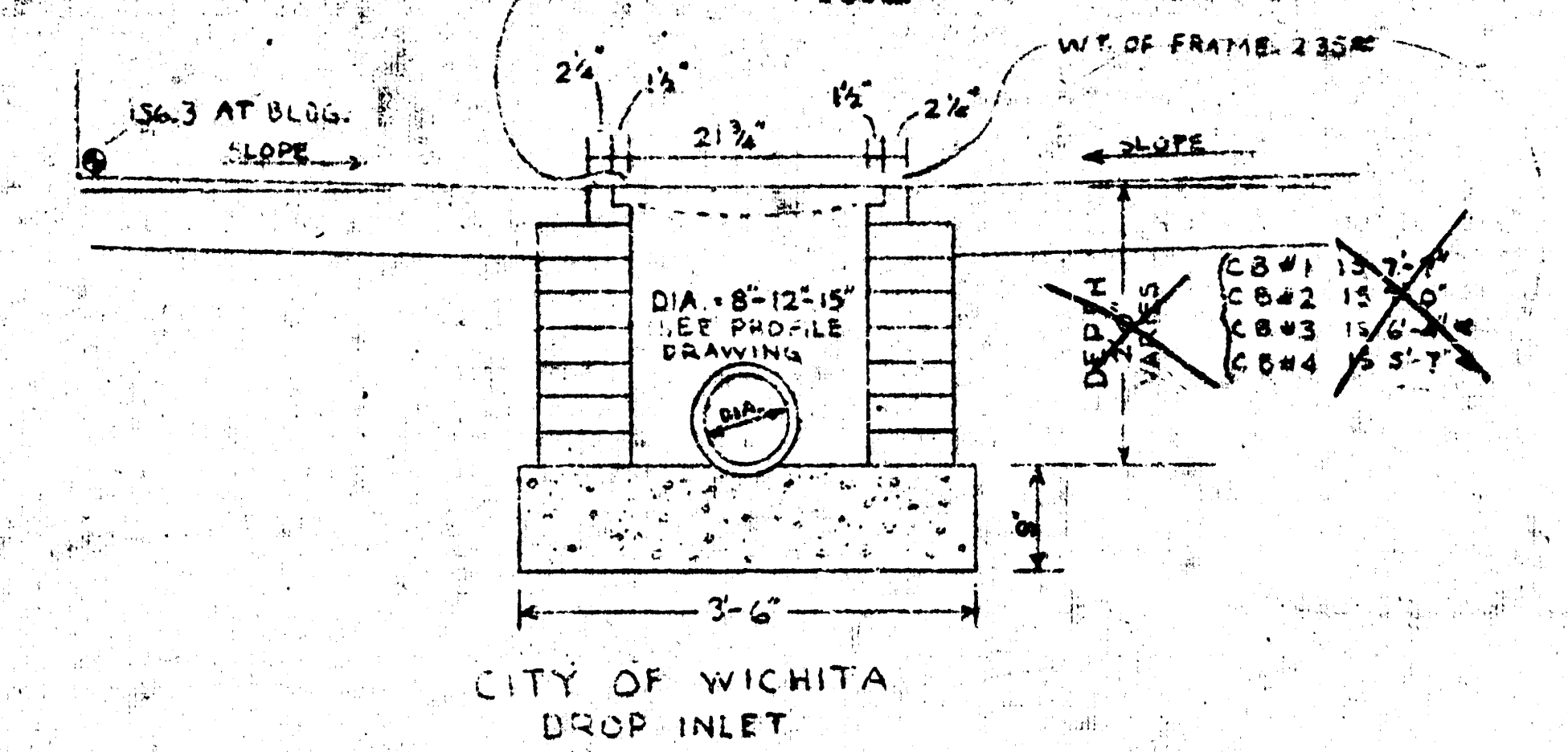
WT. OF GRATING 235#
WT. OF FRAME 235#
156.3 AT BLDG.
SLOPE
SLOPE
2¼"
1½"
21¾"
1½"
2¼"
DIA. = 8"-12"-15" SEE PROFILE DRAWING
DIA.
DEPTH VARIES
C.B.#1 15 7'-1"
C.B.#2 15 7'-0"
C.B.#3 15 6'-
C.B.#4 15 5'-7"
8"
3'-6"

CITY OF WICHITA
DROP INLET
C.B #'s 1, 2, 3, 4. SCALE 3/4" = 1'-0"
(According City of Wichita Specs)

B.M.
elev. on top grate

NOTE TO CONTRACTOR

This project will be constructed under the supervision of the CITY ENGINEER and conforming to the SPECIFICATIONS of the CITY OF WICHITA. The CONTRACTOR will reimburse the City of Wichita for all cost of Engineering and Inspection.

CITY OF WICHITA

APPROVED: Approval does not relieve the contractor from any responsibility for errors or deviations from the contract requirements or for any deficiencies of equipment, work, or materials.

Date 7/14/66

Engineering Div. R W Lenin

NOTE TO CONTRACTOR

This project will be constructed under the supervision of the CITY ENGINEER and conforming to the SPECIFICATIONS of the CITY OF WICHITA. The CONTRACTOR will reimburse the City of Wichita for all cost of Engineering and Inspection.

CITY OF WICHITA

APPROVED: Approval does not relieve the contractor from any responsibility for errors or deviations from the contract requirements or for any deficiencies of equipment, work, or materials.

Date 7/14/66

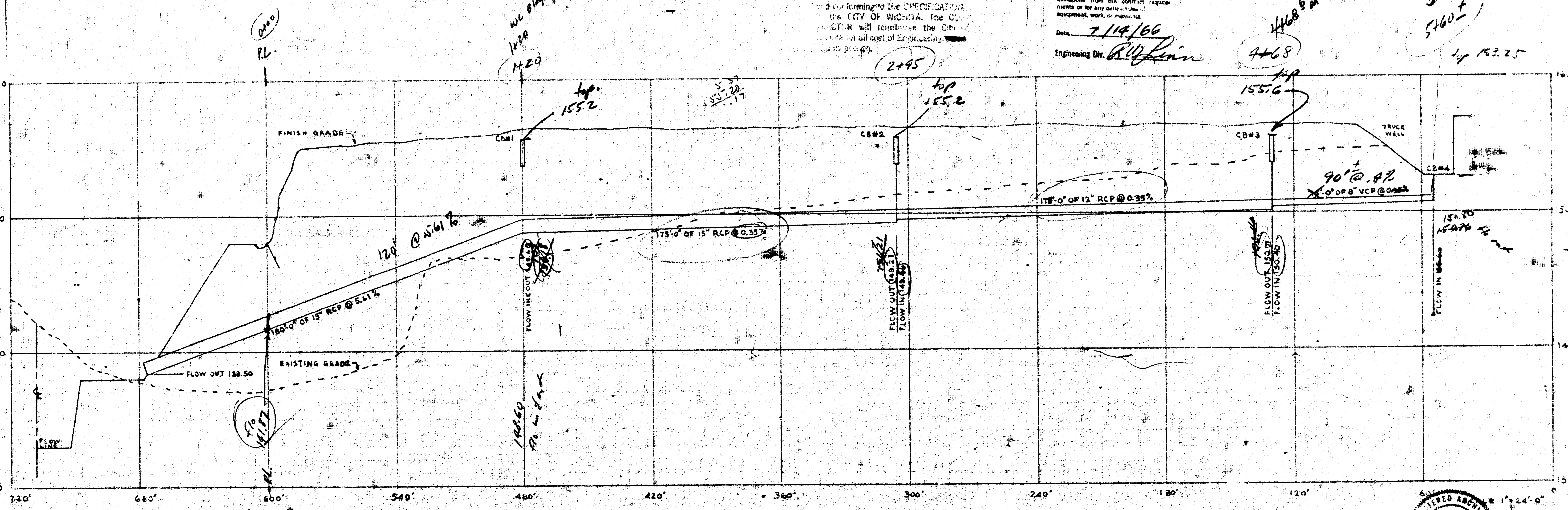
P.L.
0+00
1+20
2+95
4468
5+60±
top 155.2
top 155.2
155.6
FINISH GRADE
CB#1
CB#2
CB#3
CB#4
TRUCK WELL
120' @ 5.41%
180'-0" OF 15" RCP @ 5.41%
175'-0" OF 15" RCP @ 0.35%
175'-0" OF 12" RCP @ 0.35%
90'± @ .4%
90'-0" OF 8" VCP @ 0.40%
EXISTING GRADE
FLOW OUT 138.50
FLOW IN
FLOW IN-OUT
FLOW OUT
FLOW IN
FLOW OUT
FLOW IN
FLOW IN
160
150
140
130
720'
660'
600'
540'
480'
420'
360'
300'
240'
180'
120'
60'
SCALE 1" = 24'-0"

STORM SEWER NORTH OF K-MART EAST BUILDING

WICHITA, KANSAS

HERBERT L. BERGER, ARCHITECT
2205 EAST DOUGLAS
WICHITA, KANSAS 67214

DEVELOPED BY
COOGAN - WALTERS
SUITE 300 4901 RICHMOND
HOUSTON, TEXAS

Kmart
STORE NO.

REGISTERED ARCHITECT

SCALE:
SHEET NO. P1.1
OF 7 SHEETS
DATE 7-12-1966

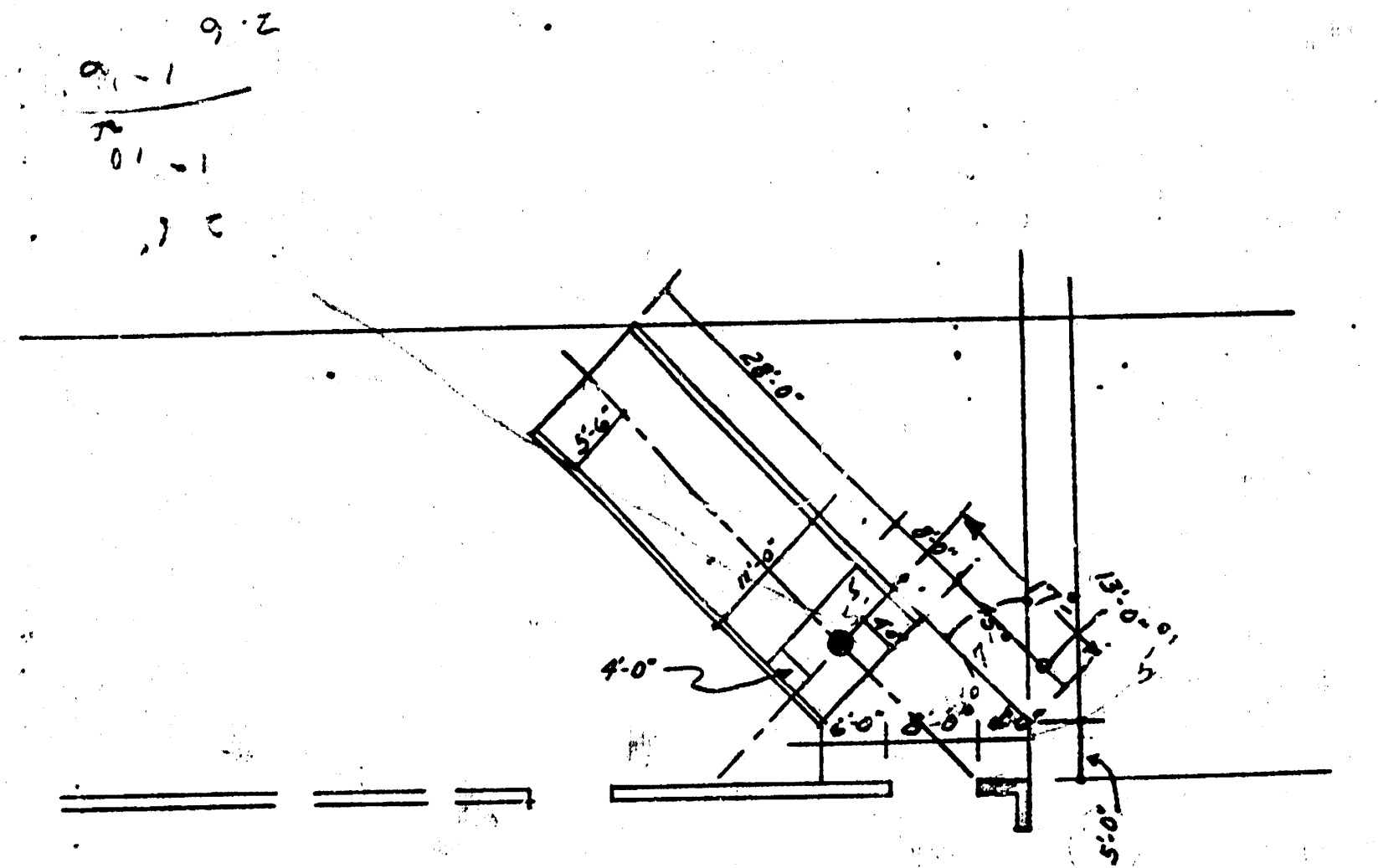
28'-0"
5'-6"
11'-0"
4'-0"
6'-0"
8'-0"
13'-0"
5'-0"

See Sheet # A-4
to confirm
these dimensions

Chris Bolten

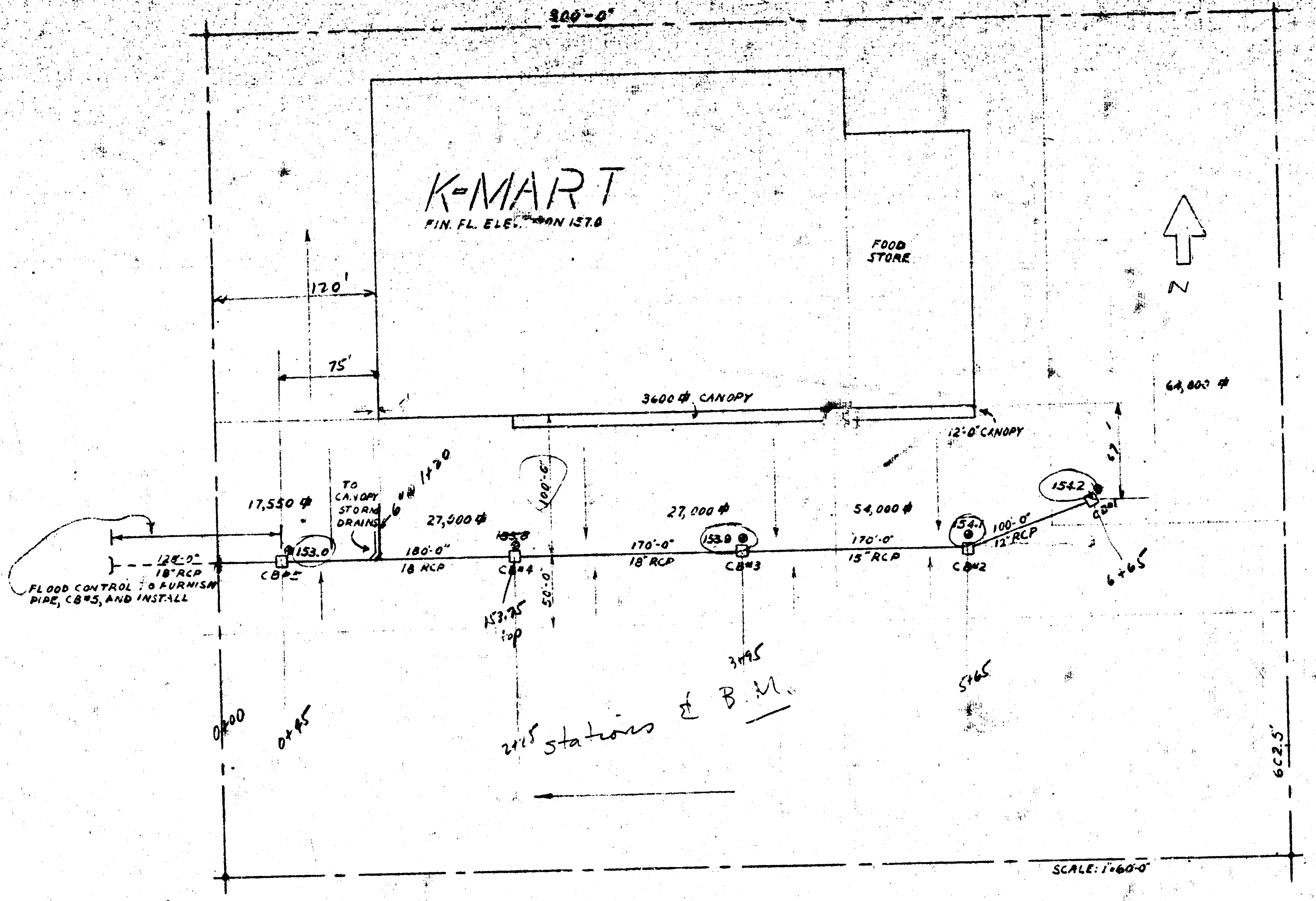
300'-0"
K-MART
FIN. FL. ELEVATION 157.0
FOOD STORE
N
120'
75'
3600 # CANOPY
12'-0" CANOPY
64,800 #
17,550 #
TO CANOPY STORM DRAINS
6" @ 1720
27,000 #
27,000 #
54,000 #
153.0
153.8
153.9
154.1
154.2
128'-0" 18" RCP
180'-0" 18 RCP
170'-0" 18" RCP
170'-0" 15" RCP
100'-0" 12" RCP
CB#5
CB#4
CB#3
CB#2
CB#1
100'-0"
50'-0"
153.75 top
FLOOD CONTROL TO FURNISH PIPE, CB#5, AND INSTALL
0+00
0+45
2+25
3+95
5+65
6+65
stations & B.M.
662.5'
SCALE: 1"=60'-0"

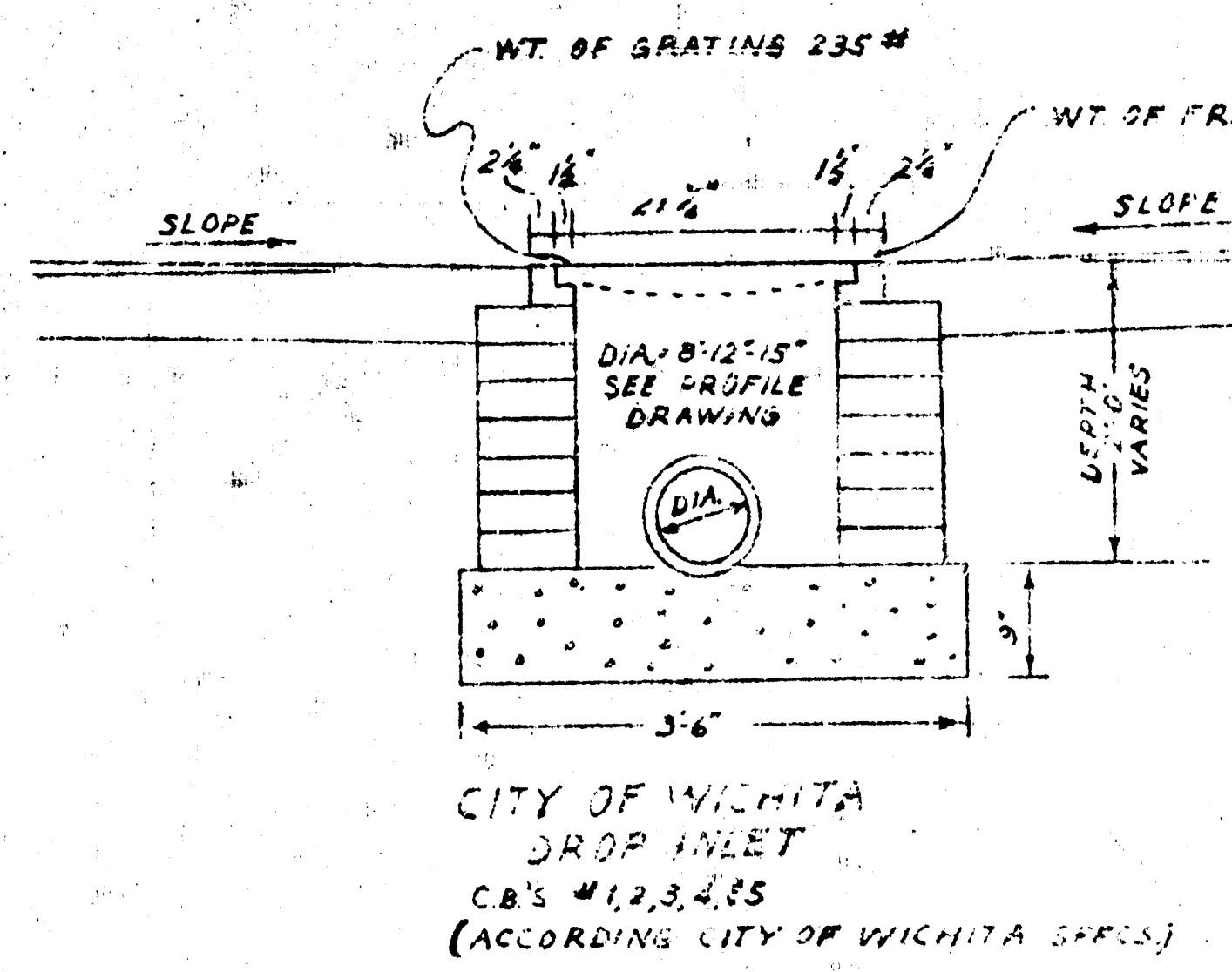
WT. OF GRATING 235 #
WT. OF FRAME 235 #
SLOPE
SLOPE
2¼"
1½"
21¼"
1½"
2¼"
DIA.= 8"-12"-15" SEE PROFILE DRAWING
DIA.
DEPTH VARIES
CB#1 IS 2.2'
CB#2 IS 2.35'
CB#3 IS 2.95'
CB#4 IS 3.55'
CB#5 IS 4.18'
9"
3'-6"

CITY OF WICHITA
DROP INLET
C.B.'S #1,2,3,4,&5
(ACCORDING CITY OF WICHITA SPECS.)

JOB NO.
REVISED:

APPROVED AS NOTED
By CITY ENGINEER OF WICHITA
Sanitary Sewers________
Storm Sewers 3/4/66 BH APPROVED.
Driveway Approaches________

CITY OF WICHITA
Approval does not relieve the contractor from any responsibility for errors or deviations from the contract requirements or for any deficiencies of equipment, work, or materials.
Date 3/4/66
Engineering Div.

NOTE TO CONTRACTOR
This project will be constructed under the supervision of the CITY ENGINEER and conforming to the SPECIFICATIONS of the CITY OF WICHITA. The CONTRACTOR will reimburse the City of Wichita for all cost of ~~engineering, test,~~ ~~and~~ inspection.

170
180
128
478

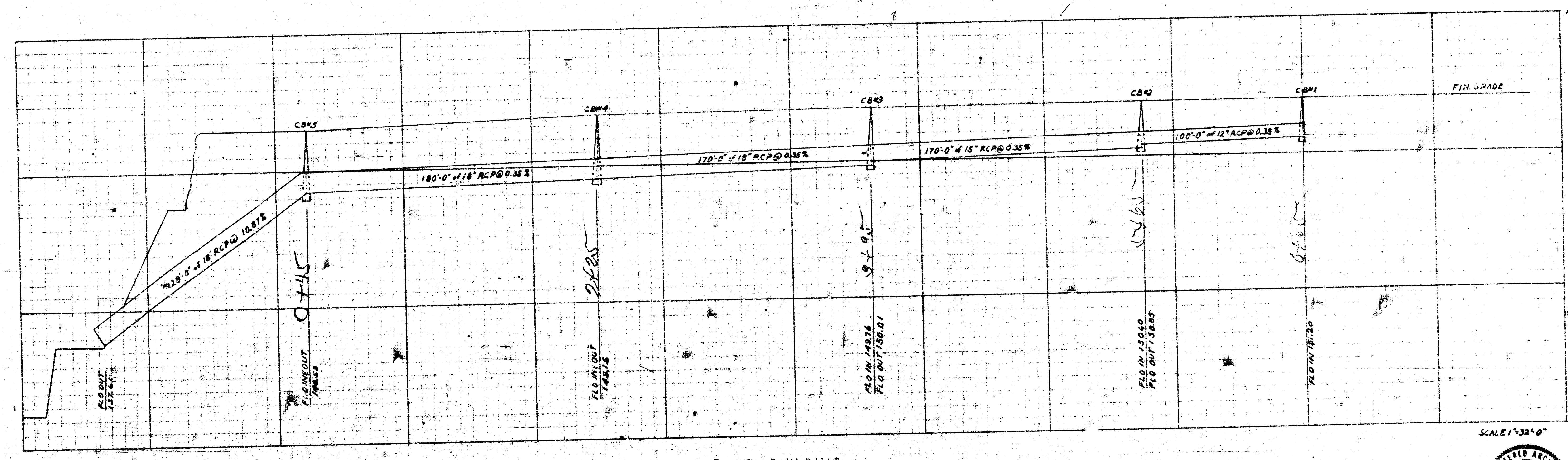
160
150
140
130
FIN. GRADE
CB#5
CB#4
CB#3
CB#2
CB#1
128'-0" of 18" RCP @ 10.87%
180'-0" of 18" RCP @ 0.35%
170'-0" of 18" RCP @ 0.35%
170'-0" of 15" RCP @ 0.35%
100'-0" of 12" RCP @ 0.35%
FLO OUT 137.6
FLO IN & OUT 148.53
FLO IN & OUT 149.16
FLO IN 149.76
FLO OUT 150.01
FLO IN 150.60
FLO OUT 150.85
FLO IN 151.20
0+45
2+25
3+95
5+65
6+65
SCALE 1"=32'-0"

STORM SEWER SOUTH OF K-MART EAST BUILDING

K mart
STORE NO.

SCALE:
SHEET NO. P1.2
OF 7 SHEETS
DATE 8-D-1962