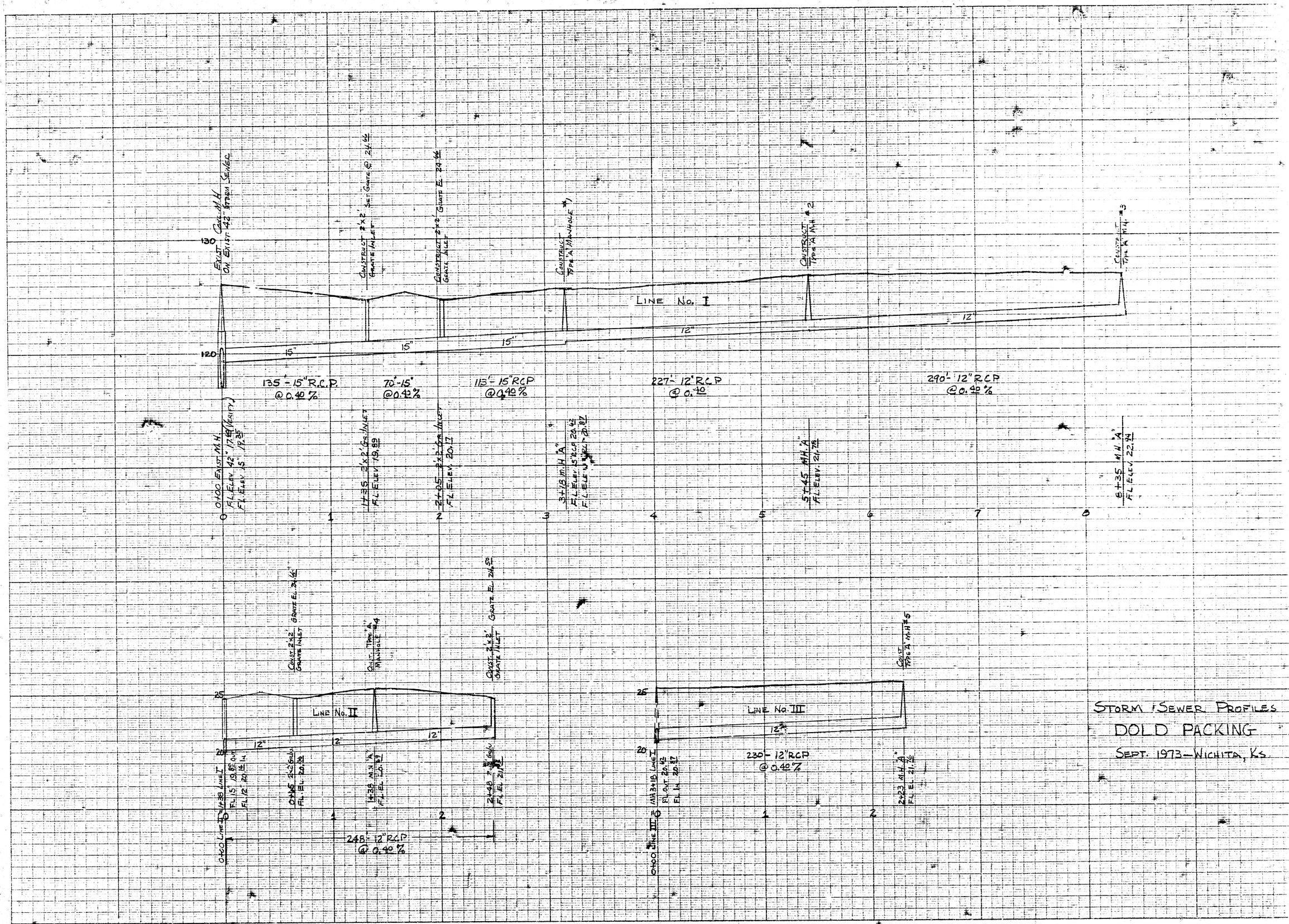
STORM / SEWER PROFILES
DOLD PACKING
SEPT. 1973—WICHITA, KS.
LINE No. I
LINE No. II
LINE No. III
135'-15" R.C.P. @ 0.40%
70'-15" @ 0.42%
115'-15" RCP @ 0.40%
227'-12" R.C.P. @ 0.40
290'-12" RCP @ 0.40%
230-12" RCP @ 0.40%
248'-12" R.C.P. @ 0.40%
0+00 EXIST. M.H.
FL. ELEV. 42" 17.89 (EMPTY)
FL. ELEV. 15" 18.35
1+35 3'x2' GR. INLET
FL. ELEV. 19.89
2+05 2'x2' GR. INLET
FL. ELEV. 20.17
3+18 M.H. "A"
FL. ELEV. 15" R.C.P. 20.62
FL. ELEV. 12" 20.87
5+45 M.H. "A"
FL. ELEV. 21.78
6+35 M.H. "A"
FL. ELEV. 22.94
EXIST. CONC. M.H. ON EXIST. 42" STORM SEWER
CONSTRUCT 2'x2' GRATE INLET
SET GRATE @ 24.66
CONSTRUCT 2'x2' GRATE INLET
GRATE EL. 24.66
CONSTRUCT TYPE "A" MANHOLE #1
CONSTRUCT TYPE "A" M.H. #2
CONSTRUCT TYPE "A" M.H. #3
CONST. 2'x2' GRATE INLET
GRATE EL. 24.45
CONST. TYPE "A" MANHOLE #4
CONST. 2'x2' GRATE INLET
GRATE EL. 24.50
CONST. TYPE "A" M.H. #5
0+00 LINE II
FL. IN 19.85 O.U.T.
FL. 12" 20.14 IN.
0+45 2'x2' GRATE
FL. EL. 20.45
1+38 M.H. "A"
FL. EL. 20.87
2+48 2'x2' GRATE
FL. EL. 21.12
0+00 LINE III
M.H. 3+18 LINE I
FL. OUT 20.62
FL. IN 20.87
2+23 M.H. "A"
FL. EL. 21.22
CLEARPRINT "PROFILE PLATE" A
CLEARPRINT PAPER CO.

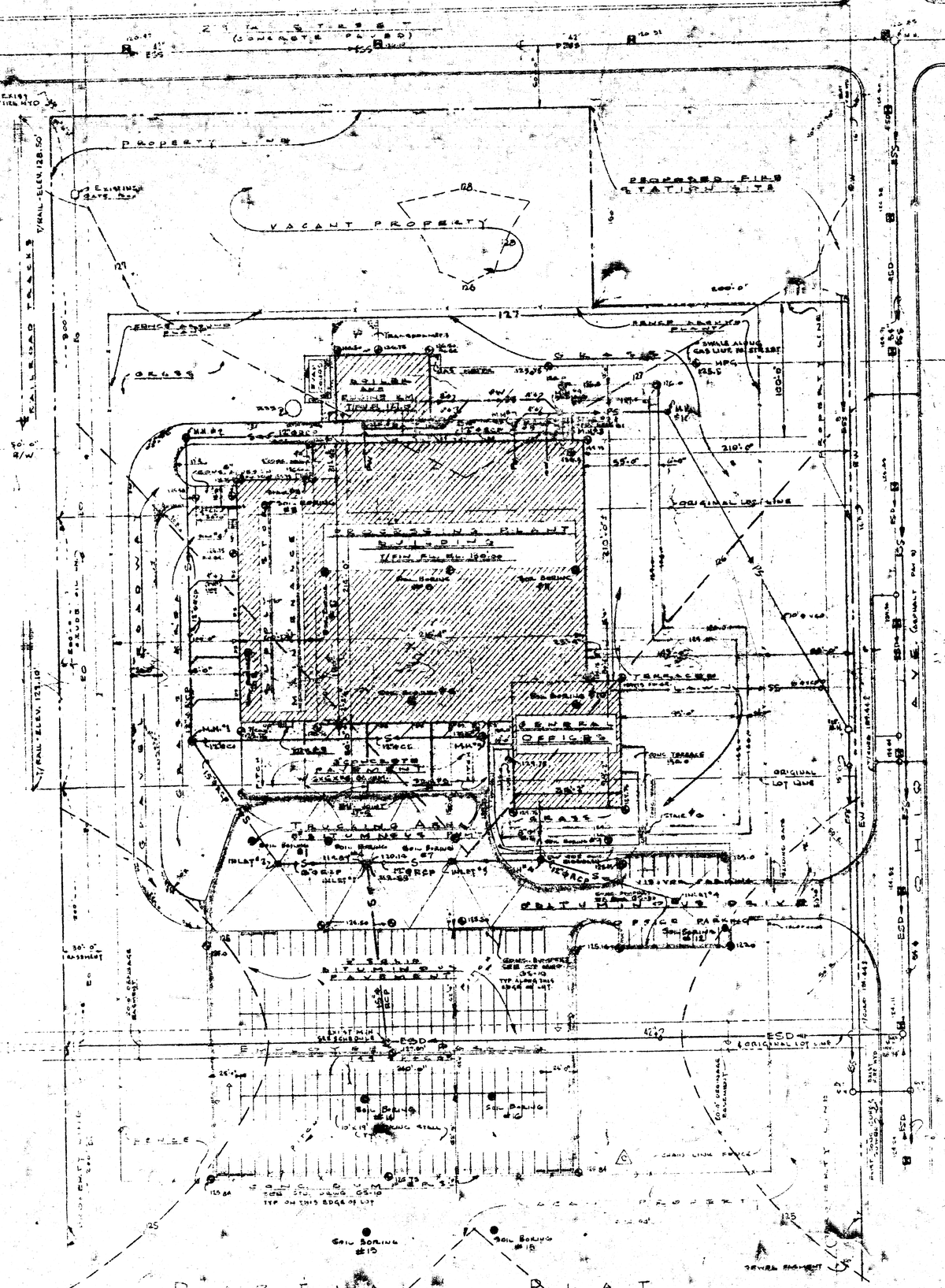

MK	INLET SIZE	INLET INVERT	PIPE SIZE	PIPE INVERT	OUTLET PITCH	TOP OF CURB ELEVATION	REMARKS
1	12"ø 12"ø	126.57'	15"ø	120.62'	0.405	125.5'	See Notes 17, 18 & 19
2	12"ø	121.78'	12"ø	121.78'	"	126.5'	See Notes 17, 18 & 19 To MH 1
3	"	"	12"ø	122.34'	"	"	See Notes 17, 18 & 19 To MH 1
4	6"ø 6"ø	To Built 130.69'	12"ø	120.63'	"	125.5'	See Notes 17, 18 & 19
5	12"ø	121.76'	12"ø	120.67'	"	125.75'	See Notes 17, 18 & 19 To MH 3
Exist. MH	15"ø	119.85'	48"ø	119.60'	-	Ground Elevation 126.15'	
6	6"ø	121.46'	6"ø	121.46'	1/8"/Ft	124.50'	Precast Conc. or Brick Std. Dwg. PB-3 or PB-1 with Solid Cover
7	6"ø	120.12'	4"ø	120.12'	"	"	"
8	6"ø	119.79'	6"ø	119.79'	"	"	"
9	6"ø 6"ø 6"ø	119.71' " "	12"ø	119.71'	"	126.25'	"
10	12"ø	118.88'	18"ø	118.88'	"	126.00'	"

INLET SCHEDULE

MK		INLET SIZE	INLET INVERT	OUTLET PITCH	TOP OF COVER ELEVATION	REMARKS
1		12"ø 15"ø	120.14' 119.89'	0.456	124.68'	Precast Conc. or Brick Std. Dwg. PB-5 with Solid Cover
2	"	15"ø	120.17'	"	"	"
3	"	12"ø	121.49'	"	"	"
4	"	12"ø	121.13'	"	124.50'	"

NOTE: All inlets shall have 2'x8' inlet grates. Inlets shall be similar to Std. Dwg. PB-2 (Detail "F"), except for grates.

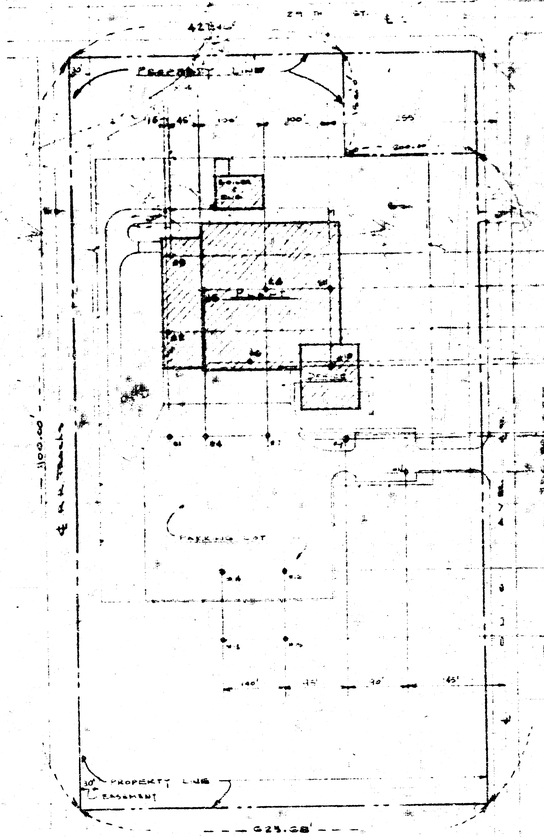

10-10-73

APPROVED AS NOTED
By CITY ENGINEER OF WICHITA
Sanitary Sewers _____
Storm Sewers D.E.A.
Driveway Approaches _____

NOTE TO CONTRACTOR

This project will be constructed under the supervision of the CITY ENGINEER and conforming to the SPECIFICATIONS of the CITY OF WICHITA. The CONTRACTOR will reimburse the City of Wichita for all cost of Engineering, Plans, and Inspection.

17. RCP DENOTES REINF CONC SEWER PIPE
18. ALL INLETS SHALL HAVE 2'x8' INLET GRATES
19. MANHOLES TYPE 3 SHALL CONFORM TO STD. TYPE A MANHOLES WITH SOLID CONCRETE INLETS SHALL

Private Storm Sewer
Dold Packing Co.
Proj. No. BHR8503059.

14 6 1 (7)