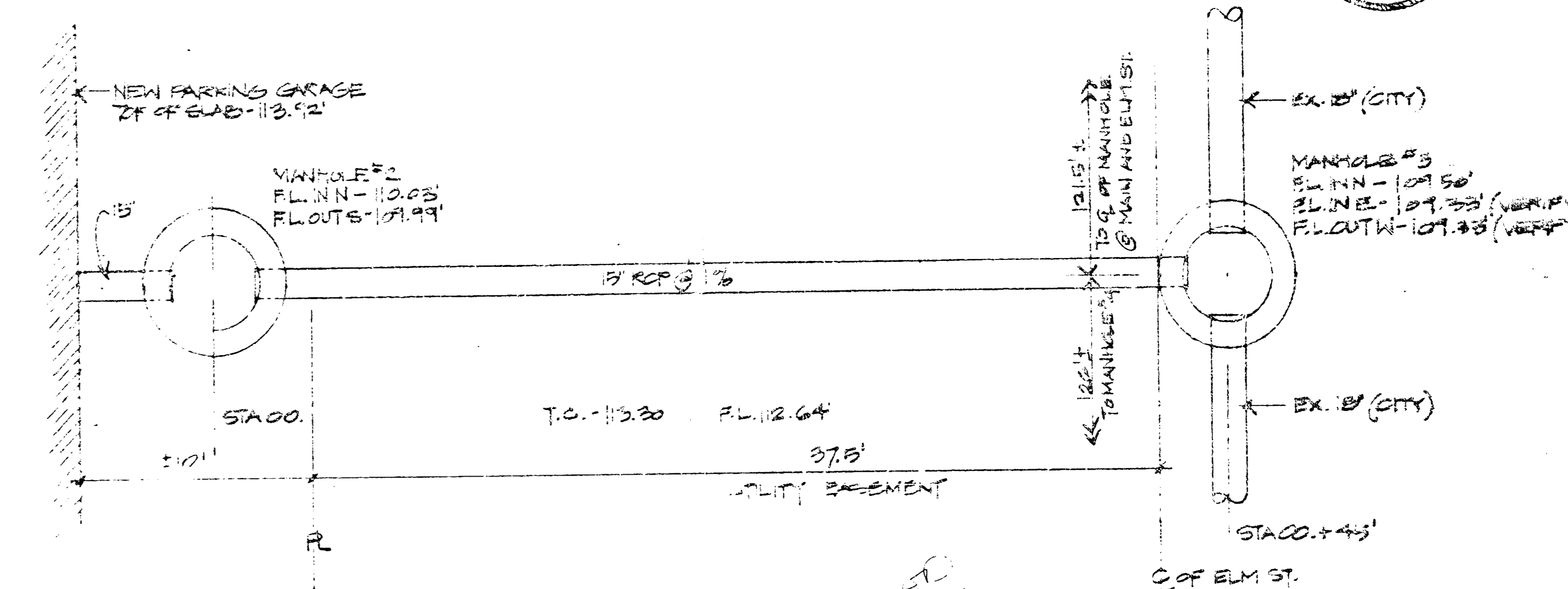
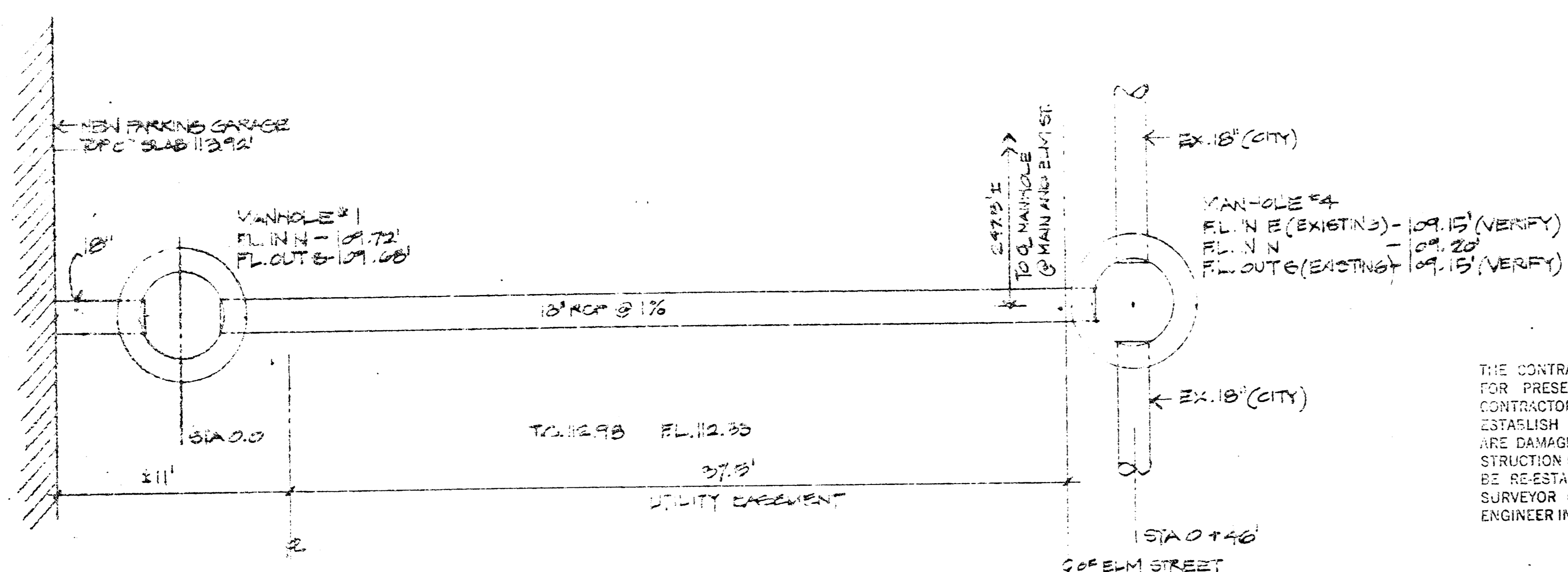


PRIVATE STORM SEWER EXTENSION TO SERVE
SELIGWICK COUNTY PARKING GARAGE - STORM SEWER PROFILES - ELM @ MAN, WICHITA KANSAS

HORIZ SCALE 1"=5'0" VERT. SCALE 1"=1'0"
 REFER TO ARCHITECTS DRINGS - MECHANICAL SITE PLAN, A15, DATED 30 MAY 1986.
 200-76-248-00001-000-000-073

BENCH MARK:
 IN P.L. @ DRIVEWAY @ S.E. CORNER
 OF BUILDING LOCATED ON N.W. CORNER
 OF ELM AND WATER = 114.62

14 JULY 1986
 29 JULY 1986 (REV.)



THE CONTRACTOR SHALL BE RESPONSIBLE FOR PRESERVING PROPERTY IRONS. THE CONTRACTOR SHALL BE REQUIRED TO RE-ESTABLISH ANY PROPERTY IRONS WHICH ARE DAMAGED OR DESTROYED BY HIS CONSTRUCTION OPERATIONS. SUCH IRONS SHAL BE RE-ESTABLISHED BY A LICENSED LAND SURVEYOR OR A LICENSED PROFESSIONAL ENGINEER IN ACCORDANCE WITH STATE LAWS.

NOTE TO CONTRACTOR

This project will be constructed under the supervision of the CITY ENGINEER and conforming to the SPECIFICATIONS of the CITY OF WICHITA. The CONTRACTOR will pay the City of Wichita for all costs of plan review, inspection and booki... per contract.

APPROVED AS NOTED
 By CITY ENGINEER OF WICHITA

Sanitary Sewers	
Storm Sewers	008 7/30/86
Driveway Approaches	
Water Mains	
Revises	

BOOK SET
 11-18-86
 GREENE




PLATE 1. PLAN - PROFILE V.A. 4
 CLEARPRINT PAPER CO. L.P. CAL.
 PL 1000-1

FILMED FROM THE BEST AVAILABLE COPY....