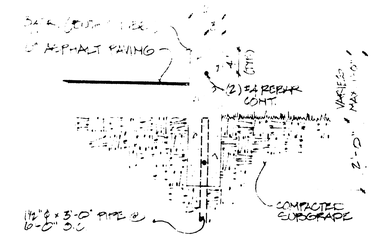


1 TYP. SECTION @ CONC. CURB
SCALE 1"=1'-0"




2 TYP. SECTION @ CONC. EDGER
SCALE 1"=1'-0"

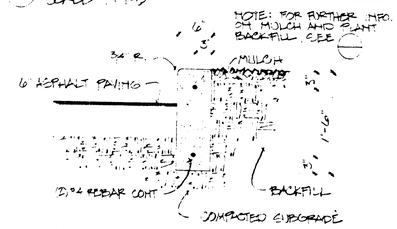


3 TYP. SECTION @ PLANTER CURB
SCALE 1"=1'-0"

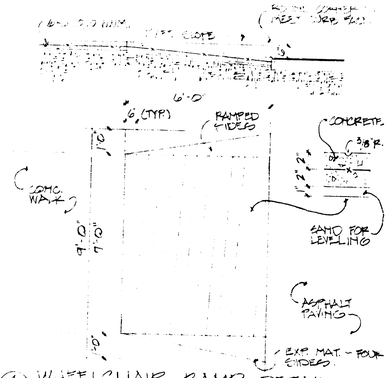


4 WHEELCHAIR RAMP DETAIL
NO SCALE

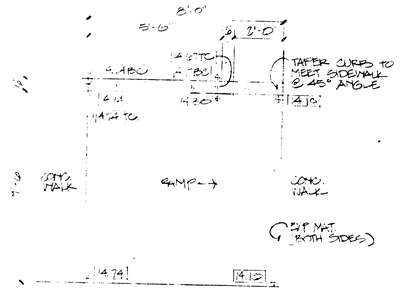


5 CONC. RAMP DETAIL
SCALE 3/8"=1'-0"

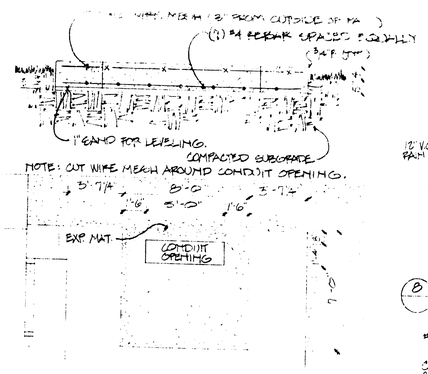


6 TRANSFORMER PAD DETAIL
NO SCALE

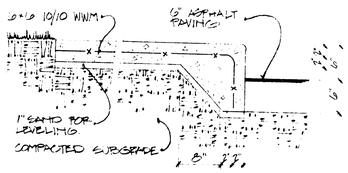


7 TYP. SECTION @ CONC. WALK/CURB
SCALE 1"=1'-0"

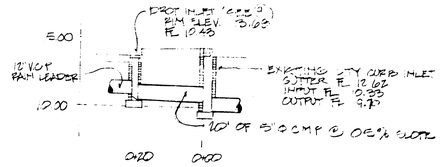


8 PROFILE OF PRIVATE STORM SEWER
HORIZONTAL SCALE 1"=10'
VERT. SCALE 1"=1'

NOTE: INSTALL THE NEW 15" CMP @ CITY CURB INLET ON PIPE AS THE MOUNTED FL ELEV. AND CENTER BETWEEN THE N.W. INTERIOR CORNER OF THE CURB INLET AND THE EXISTING 15" CMP.

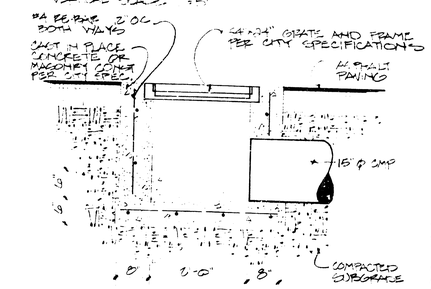


9 CONC. DROP INLET SECTION
SCALE 3/4"=1'-0"

## SITE PLAN ABBREVIATIONS

| | |
|---|---|
| BC | BOTTOM OF CURB |
| B.L.G. | BUILDING |
| B.W. | BOTTOM OF WALL |
| CONC. | CONCRETE |
| C.O.W. | CUT-WORK |
| ELEV. | ELEVATION |
| EXIST. | EXISTING |
| EXP. | EXPANSION |
| FIN. FL. ELEV. | FINISH FLOOR ELEVATION |
| FT. | FOOT |
| INFO. | INFORMATION |
| MAT. | MATERIAL |
| MAX. | MAXIMUM |
| MO. PAC. RR | MISSOURI PACIFIC RAILROAD |
| ℄ | CENTER |
| R. | RADIUS |
| RET. | RETAINING |
| T.C. | TOP OF CURB |
| T.W. | TOP OF WALL |
| TYP. | TYPICAL |
| WWM. | WELDED WIRE MESH |
| ⌀ | DIAMETER |
| @ | AT |
| # | NUMBER |
| ℄ | CENTERLINE |
| E | FLOW LINE |
| D.I. | DROP INLET |
| CMP | CORRUGATED METAL PIPE |
| CONST. | CONSTRUCTION |
| V.C.P. | VITRIFIED CLAY PIPE |

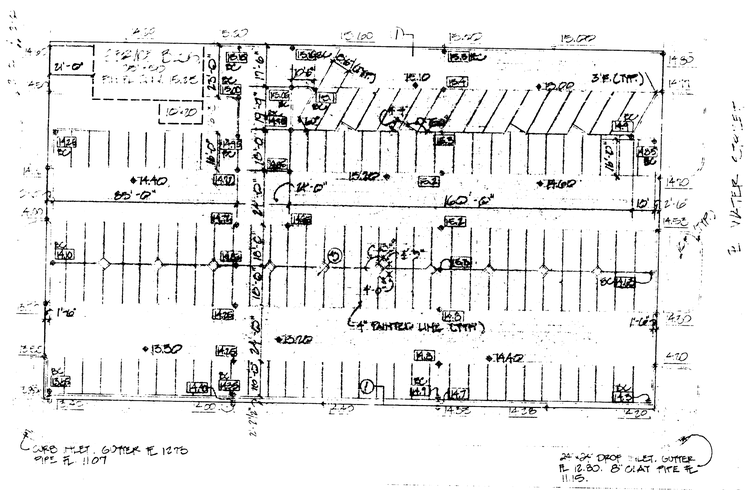


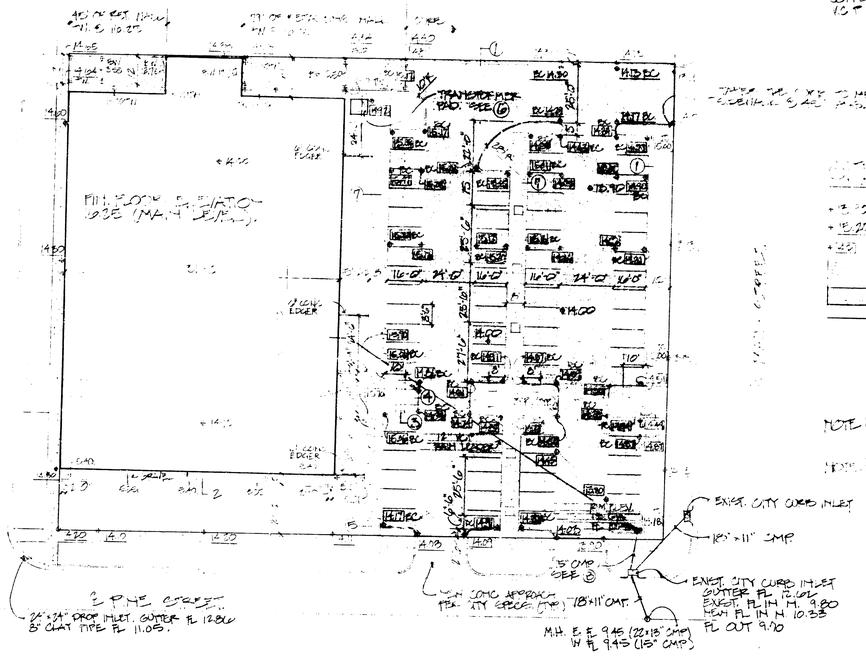


## SITE PLAN SYMBOLS

| | |
|---|---|
| +12.00 | EXISTING GRADE ELEVATION |
| +12.00 | PROP. FINISH GRADE ELEVATION |
| +12.00 | NEW GRADE ELEVATION |
| | CONCRETE |
| | ASPHALT PAVING |
| | STORM SEWER |

NOTE: SEE ENGINEERING SITE PLAN FOR UTILITY INFORMATION.

NOTE: [illegible] TO SHOT FLOW [illegible]

# SITE GRADING, LAYOUT AND DETAILS

SCALE 1"=30'

CITY OF WICHITA PRIVATE STORM SEWER PROJECT NO. 468 76-245-80818000-000-0000

FILMED FROM THE BEST AVAILABLE COPY ....

8 1 6 41