

N.E. COR  
NW1/4 NW1/4  
SEC. 9-275-1W

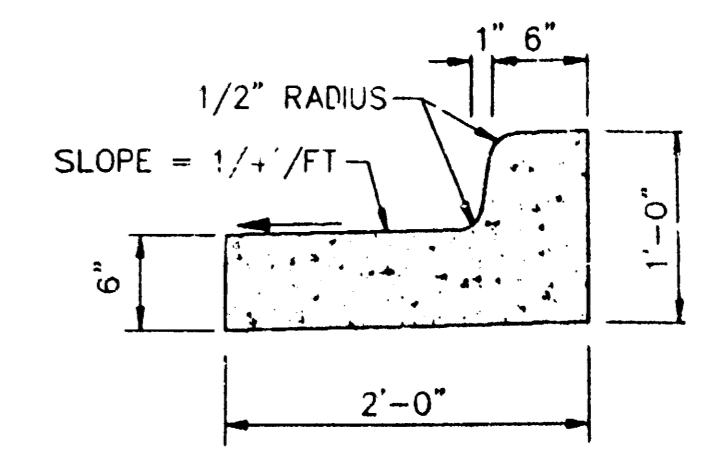
**GENERAL NOTES:**

- Contractor is responsible for the installation of all proposed utilities.
- Contractor is responsible for contacting all utility companies to verify exact location of all existing utilities before beginning excavation of project.
- Contractor will be required to provide notice to utility companies a minimum of twenty-four (24) hours prior to any excavation, as follows:  
Kansas One-Call ..... 687-2470
- Contractor is responsible to notify city for installation and placement of Water Meter. Tapping fees to be paid to City, prior to work being performed by construction.
- Contractor shall not start work on the project until the project inspector is assigned to the project and is present on the site. Any work done without inspection will be required to be uncovered for inspection.
- All fill in entrance to be compacted to 95% Standard Density and treated with 25 lbs./s.y. Pebble Quick Lime.
- West curb line of car wash lot is not parallel to the West property line.
- Car wash lot to be constructed with 5\"/>

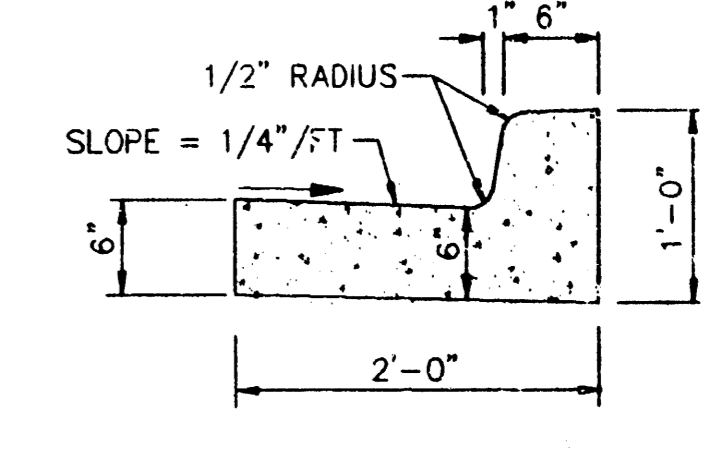
- 9 The contractor must notify the following in case of an emergency:
- K.P.L. Gas Service Company..... 383-8650
  - Kansas Gas & Electric Company..... 383-8600
  - Southwestern Bell Telephone Company..... 268-2759
  - City of Wichita-Water Department..... 268-4908
  - City of Wichita-Sewer Maintenance..... 268-4071

INLET	C	Q <sub>s</sub>	Q <sub>100</sub>
1	0.9	2.87 cfs	4.64 cfs
2	0.9	1.52 cfs	2.45 cfs
	0.5	1.05 cfs	1.70 cfs

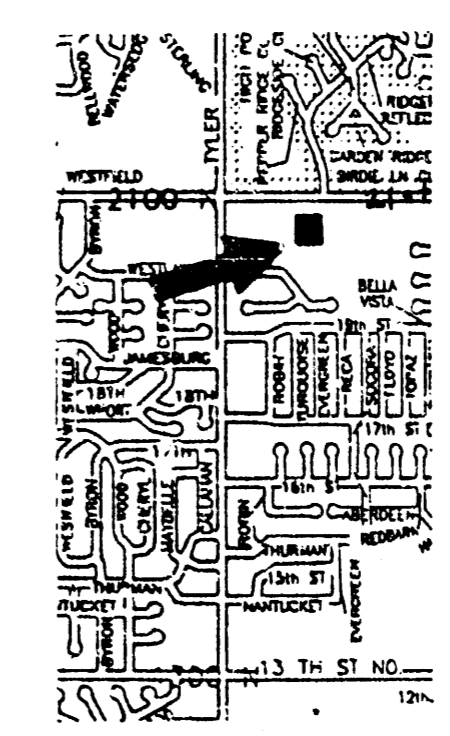
DRAINAGE AREA: 1.53 acres



TYP. LOW EDGE CURB AND GUTTER SECTION  
NOT TO SCALE



TYP. HIGH EDGE CURB AND GUTTER SECTION  
NOT TO SCALE



LOCATION MAP  
NOT TO SCALE

APPROVED AS NOTED  
BY CITY ENGINEER OF WICHITA

Sanitary Sewers \_\_\_\_\_  
Storm Sewers VRH 10/18/94  
Driveway Approaches \_\_\_\_\_  
Water Mains \_\_\_\_\_  
Paving \_\_\_\_\_

NOTE TO CONTRACTORS  
Inspection and testing for this project is to be provided by a Licensed Consulting Engineering Firm under contract with the Owner/Developer. Said inspection is to be in accordance with the City of Wichita standard construction engineering practices and certified by a Licensed Professional Engineer. No work shall be performed in dedicated easements or public right-of-way by the Contractor without such inspection and approval by the City Engineer. All Construction and Materials shall comply with the City of Wichita Specifications and Standards (on file and available in the City Engineer's Office).

BOOKED  
3-23-95  
MLG

As Built 12-29-94



**LITTLE JOE'S CAR WASH  
SITE PLAN**

**BAUGHMAN COMPANY P.A.**  
ENGINEERING, SURVEYING & PLANNING  
315-262-7271 • 315 ELLIS • WICHITA, KANSAS 67211

PROJECT NUMBER  
**509PPS (607861)**

DESIGN: P.J.M./J.L. DRAWN: J.L. APPROVED: DATE: OCT. 1994 SCALE: 1"=20'

SHEET  
1  
OF  
1

Scale 1"=20'

Bench Mark:  
"Baughman Pin" - Northwest corner of the East 250 feet of Lot 5, Westwind 3rd Addition, Wichita, Kansas. Elevation: 167.91 City Datum