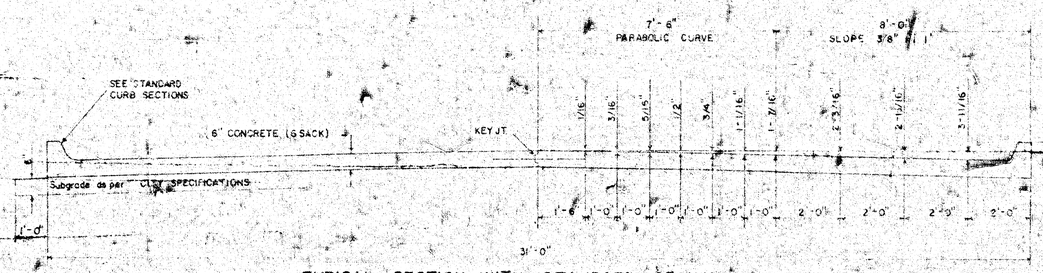
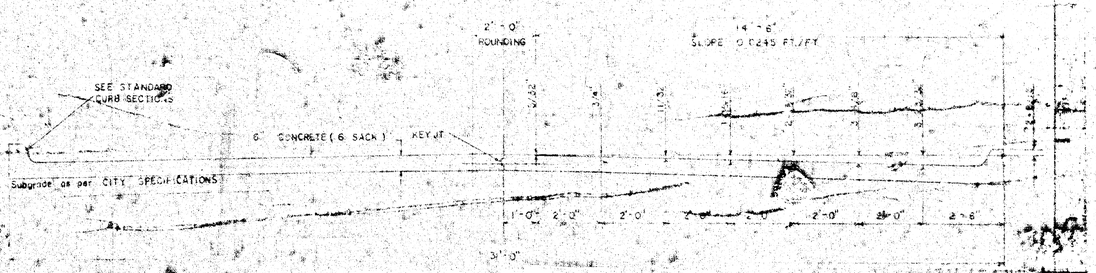
10 TH ST.

E.L. New York Ave. To Centerline Wichita Drainage Canal

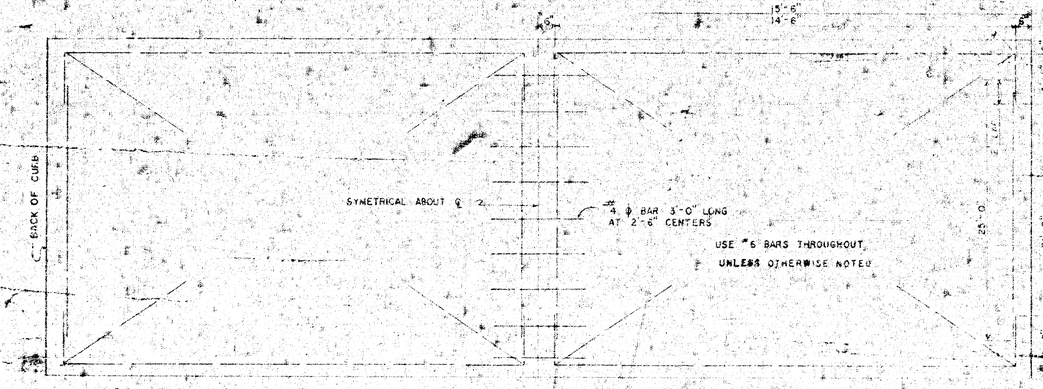
TYPICAL SECTIONS OF 30' CONCRETE PAVEMENT



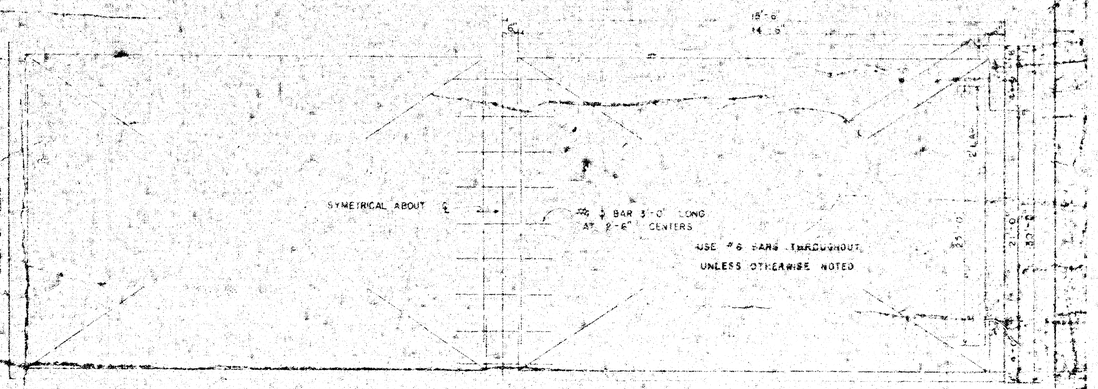
TYPICAL SECTION WITH STANDARD CROWN



TYPICAL SECTION WITH ALTERNATE CROWN

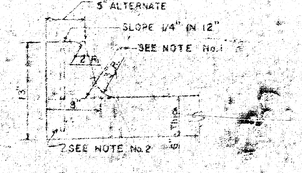


STEEL PATTERN

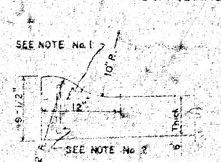


STEEL PATTERN

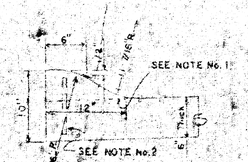
STANDARD SECTIONS OF



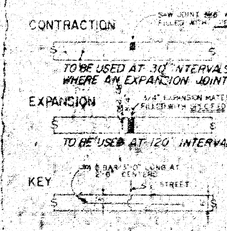
INTEGRAL CURB



ROLL-TYPE



ALTERNATE ROLL-TYPE



JOINT DETAILS

GENERAL NOTES

1. CONTRACTION JOINTS MAY BE CONSTRUCTED IN INTEGRAL CURB BY SAWING WITH AN APPROVED CONCRETE SAW. THE SAW CUT SHALL EXTEND THROUGH THE CURB TO THE PAVEMENT. SAWED CONTRACTION JOINTS SHALL HAVE A MAXIMUM SPACING OF 10'.

2. INTEGRAL CURB SHALL BE TIED TO THE PAVEMENT BASE WITH SHORT DEFORMED DOWEL BARS SPACED AT 2'-6" INTERVALS. THESE DOWEL BARS SHALL NOT BE LESS THAN 1/2" OR MORE THAN 3/4" IN DIAMETER.

CITY OF WICHITA, KANSAS

Department of Public Works, Engineering Division

R.W. Lien — City Engineer

Date

Project No.: DAKS576085

Sheet 1 Of 3

Baseline Is Ctr. Of 10TH ST.

B.M. 1136.6 Top Cb. In SE Cor. New York Ave. & 10TH ST. 2' N Of S End Rtn.

No More Than 2 - 20' Drives Are To Be Constructed On This Project

N W E S

Scale 1" = 20'

Walk Grade As Shown

+0.224 % | +6.215 % | +2.993 %

0+00 | 0+50 | 1+00 | 1+20 | 1+30 | 1+45 | 1+50 | 1+70 | 1+82.5 | 1+95 | 2+00 | 2+15.05 | 2+30 | 2+35.1

P.V.I. V.C. 114.10 P.V.C. P.V.T. P.V.I. 40.1' V.C. Elev. 116.90 P.V.T.

Proposed 15" Storm Water Line

Proposed 18" Storm Water Line

Remove & Replace Walk

Construct 4" Match Exist. Walk

Match Exist Pav't

Match Exist Pav't

10TH ST.

New York Ave.

Church Bldg.

Proposed Flume

Proposed Flume

Proposed Flume