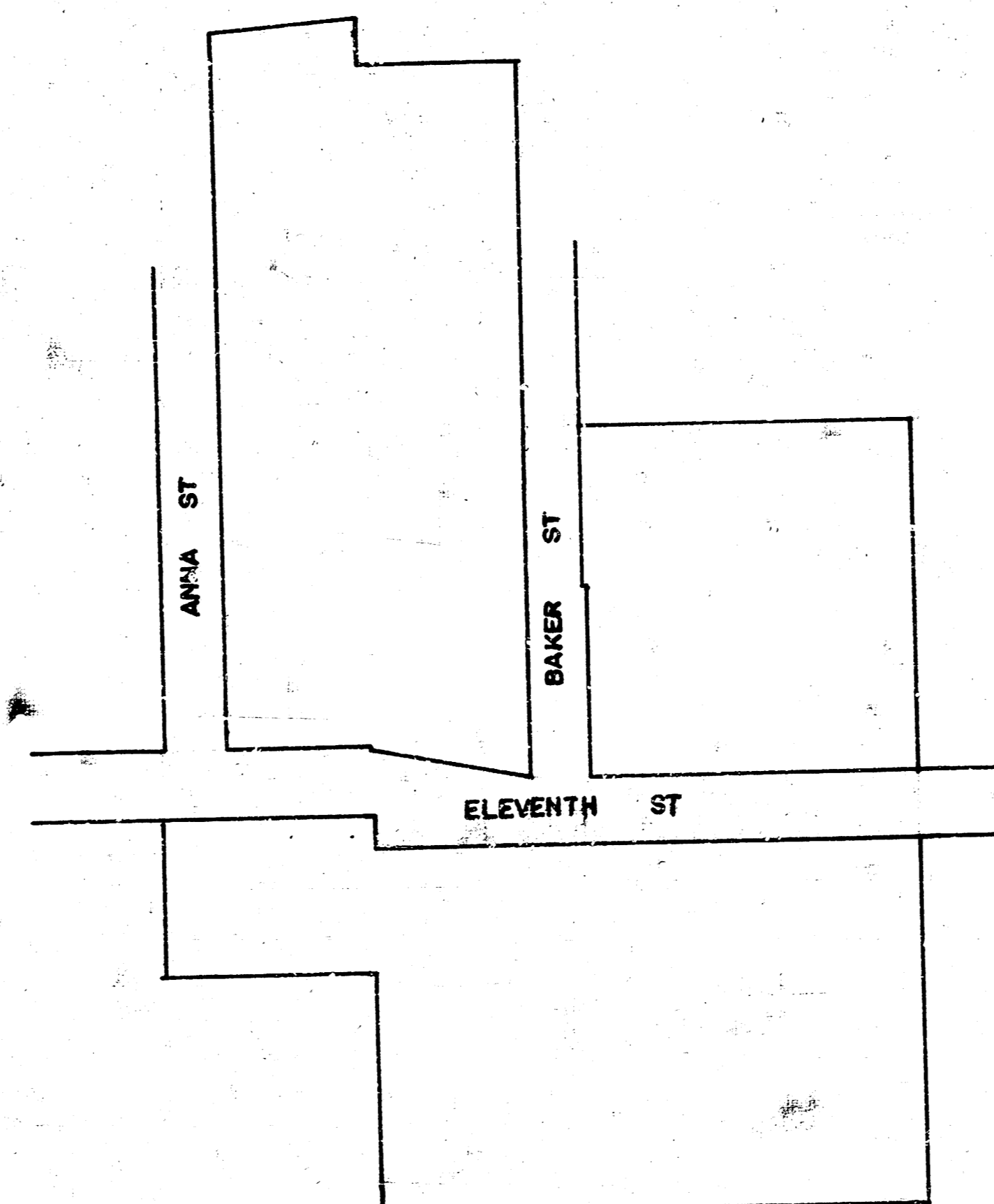



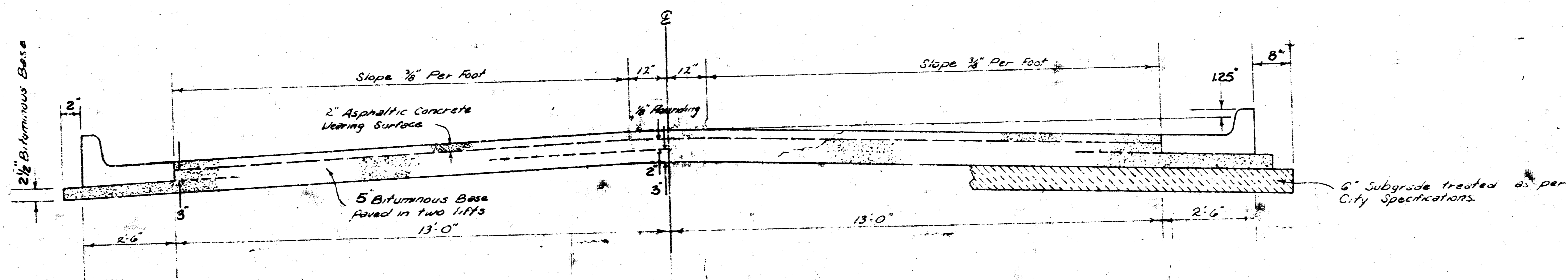
ELEVENTH ST
from WL Anna st. to WL lot 8 blk E
Replat of part of R.A. Morris Gardens



Department of Engineering
City of Wichita, Kansas
R.W. Bruggeman Dir. Engineering / City Engineer
Proj. no. 472-76-245-80991-000-000-001



ELEVENTH ST




TYPICAL SECTION

3' ASPHALTIC CONCRETE PAVEMENT WITH BITUMINOUS BASE

A TACK COAT OF EMULSIFIED ASPHALT (SS-1H) SHALL BE APPLIED AT AN APPROXIMATE RATE OF 0.05 GALLONS PER SQ. YD. BETWEEN LIFTS OF ASPHALTIC MATERIALS WHEN ORDERED BY THE ENGINEER. TACK COAT WILL NOT BE PAID FOR DIRECTLY AND SHALL BE CONSIDERED AS SUBSIDIARY TO PRICE BID FOR ASPHALTIC PAVEMENT. BITUMINOUS BASE AND ASPHALTIC CONCRETE WEARING SURFACE SHALL BE PLACED WITH A LAYDOWN MACHINE HAVING AUTOMATIC CONTROLS FOR CROWN AND GRADE. CONSTRUCTION JOINTS IN EACH LIFT SHALL BE STAGGERED A MINIMUM DISTANCE OF 1' WITH JOINTS IN PRECEDING LIFTS AND SUCH THAT A JOINT WILL BE CONSTRUCTED ON THE PAVEMENT CENTERLINE IN THE TOP LIFT.

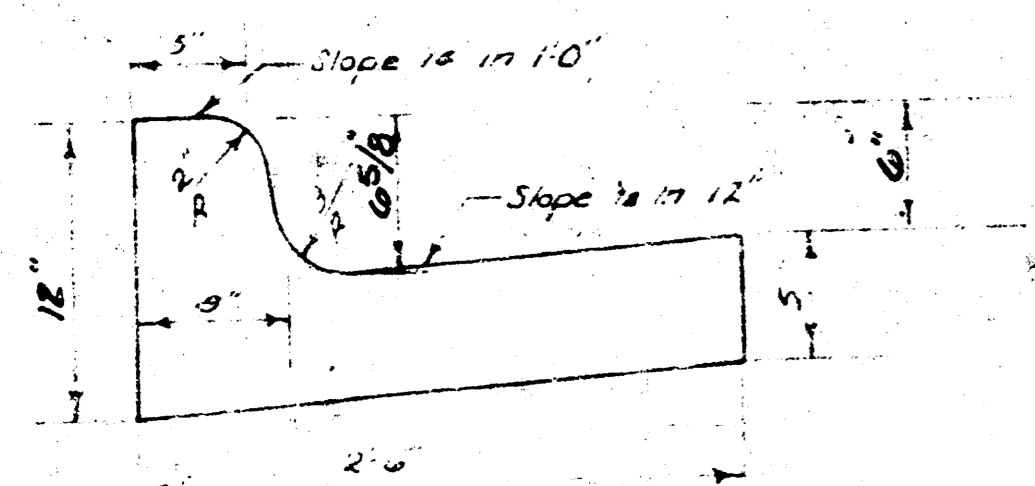
DETAIL OF TRANSVERSE CONSTRUCTION JOINTS



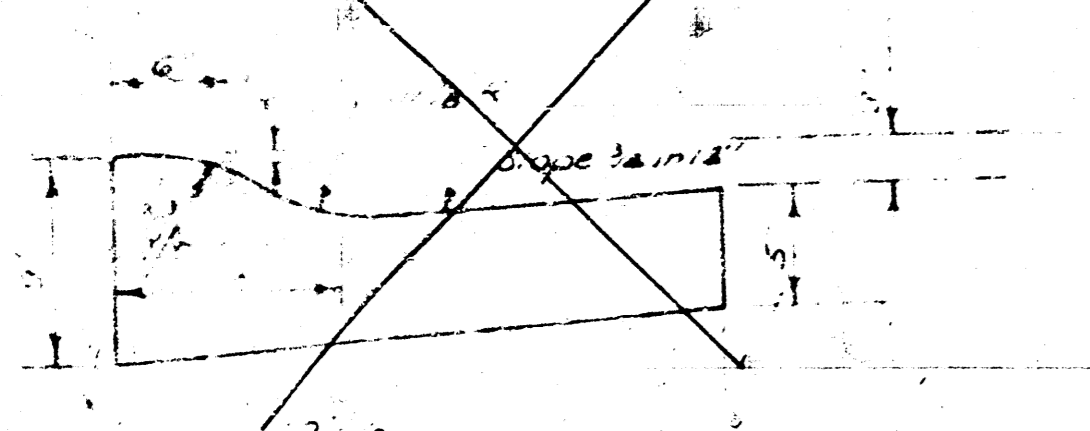
TRANSVERSE CONSTRUCTION JOINTS SHALL BE CONSTRUCTED IN FLEXIBLE BASE PAVEMENTS AT LOCATIONS WHERE PAVEMENT TEMPORARILY ENDS TO FACILITATE FUTURE PAVEMENT CONSTRUCTION AS SHOWN BY DETAIL. THE COST OF CONSTRUCTING THE TRANSVERSE CONSTRUCTION JOINTS SHALL NOT BE MEASURED OR PAID FOR DIRECTLY BUT SHALL BE INCLUDED IN THE BID PRICE FOR SQUARE YARDS OF ASPHALTIC CONCRETE PAVEMENT.

The A.C. pavement between the Comb. Curb & Gutter shall be paid as 5¢ Yds. 7" A.C. Pavement (5" Bituminous Base). The Bituminous Base under the Comb. Curb & Gutter shall be paid as 5¢ Yds. 2" Bituminous Base.

COMBINED CURB & GUTTER



ROLL TOP CURB & GUTTER



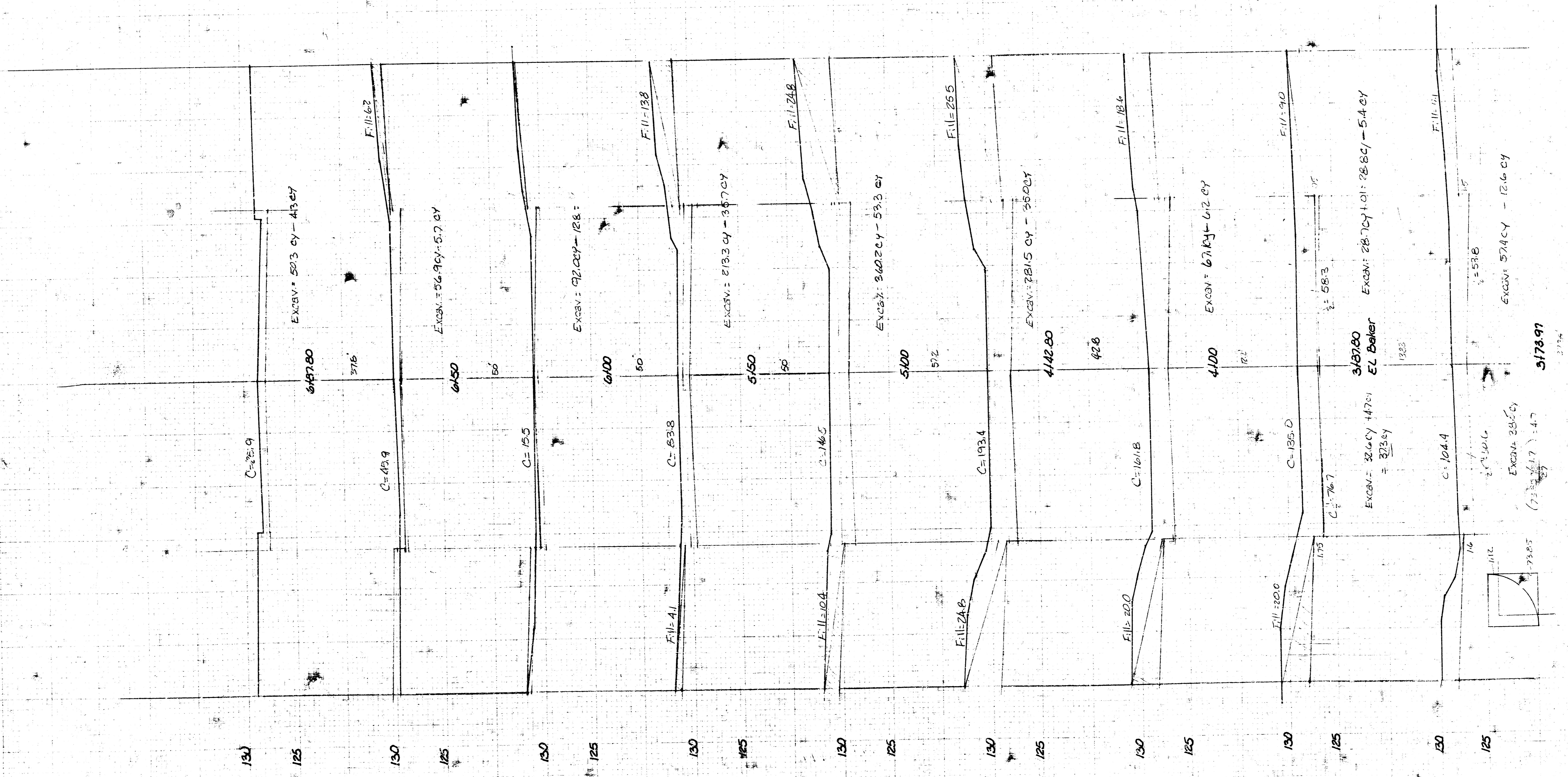
CITY OF WICHITA, KANSAS

DEPARTMENT OF

ENGINEERING

DATE: _____

2/6



30
 20
 10
 0
 10
 20
 30

100
 200
 300
 400
 500
 600
 700
 800
 900
 1000
 1100
 1200
 1300
 1400
 1500
 1600
 1700
 1800
 1900
 2000
 2100
 2200
 2300
 2400
 2500
 2600
 2700
 2800
 2900
 3000
 3100
 3200
 3300
 3400
 3500
 3600
 3700
 3800
 3900
 4000
 4100
 4200
 4300
 4400
 4500
 4600
 4700
 4800
 4900
 5000
 5100
 5200
 5300
 5400
 5500
 5600
 5700
 5800
 5900
 6000
 6100
 6200
 6300
 6400
 6500
 6600
 6700
 6800
 6900
 7000
 7100
 7200
 7300
 7400
 7500
 7600
 7700
 7800
 7900
 8000
 8100
 8200
 8300
 8400
 8500
 8600
 8700
 8800
 8900
 9000
 9100
 9200
 9300
 9400
 9500
 9600
 9700
 9800
 9900
 10000