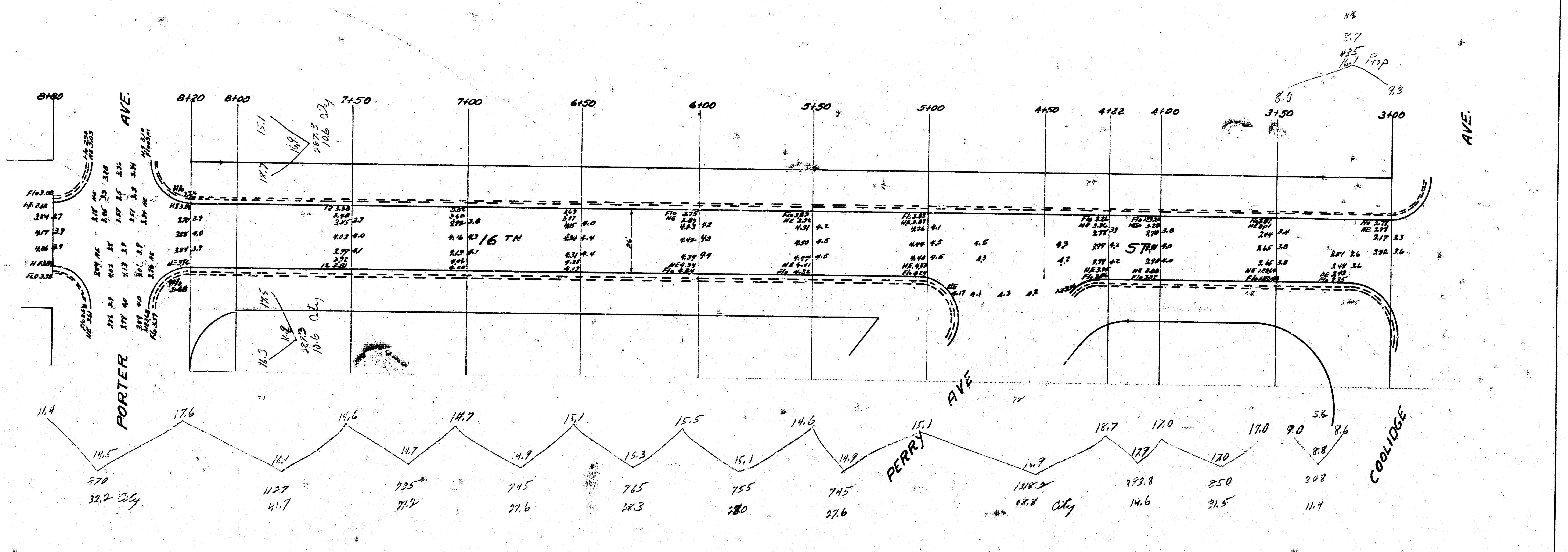
8+20
8+00
7+50
7+00
6+50
6+00
5+50
5+00
4+50
4+22
4+00
3+50
3+00
PORTER AVE.
16 TH ST
PERRY AVE
COOLIDGE AVE.
11.4
14.5
17.6
16.1
14.6
14.7
14.7
14.9
15.1
15.3
15.5
15.1
14.6
14.9
15.1
14.9
18.7
17.9
17.0
17.0
17.0
9.0
5.8
8.8
870
32.2 City
1127
41.7
735
27.2
745
27.6
765
28.3
755
28.0
745
27.6
1318.8
48.8 City
393.8
14.6
850
31.5
308
11.4

Property
41.7
27.2
27.6
28.3
28.0
27.6
14.6
31.5
11.4
16.1
254.0
141.3
395.3
Total 434.8 Cu Yd

City
10.6
10.6
32.2
48.8
102.2
66.8
169.0
Total 185.9 Cu Yd.

16TH ST.
W.L. Porter ~ W.L. Garland
26' A.C.

City of Wichita Kans

L.K. WHITE City Engineer
2-46 Proj C17-170

2/2

BK 44 JY

B.M. 120.92 "R" IN RITCHIE No. Cb. 16TH ST. EL. GARLAND.

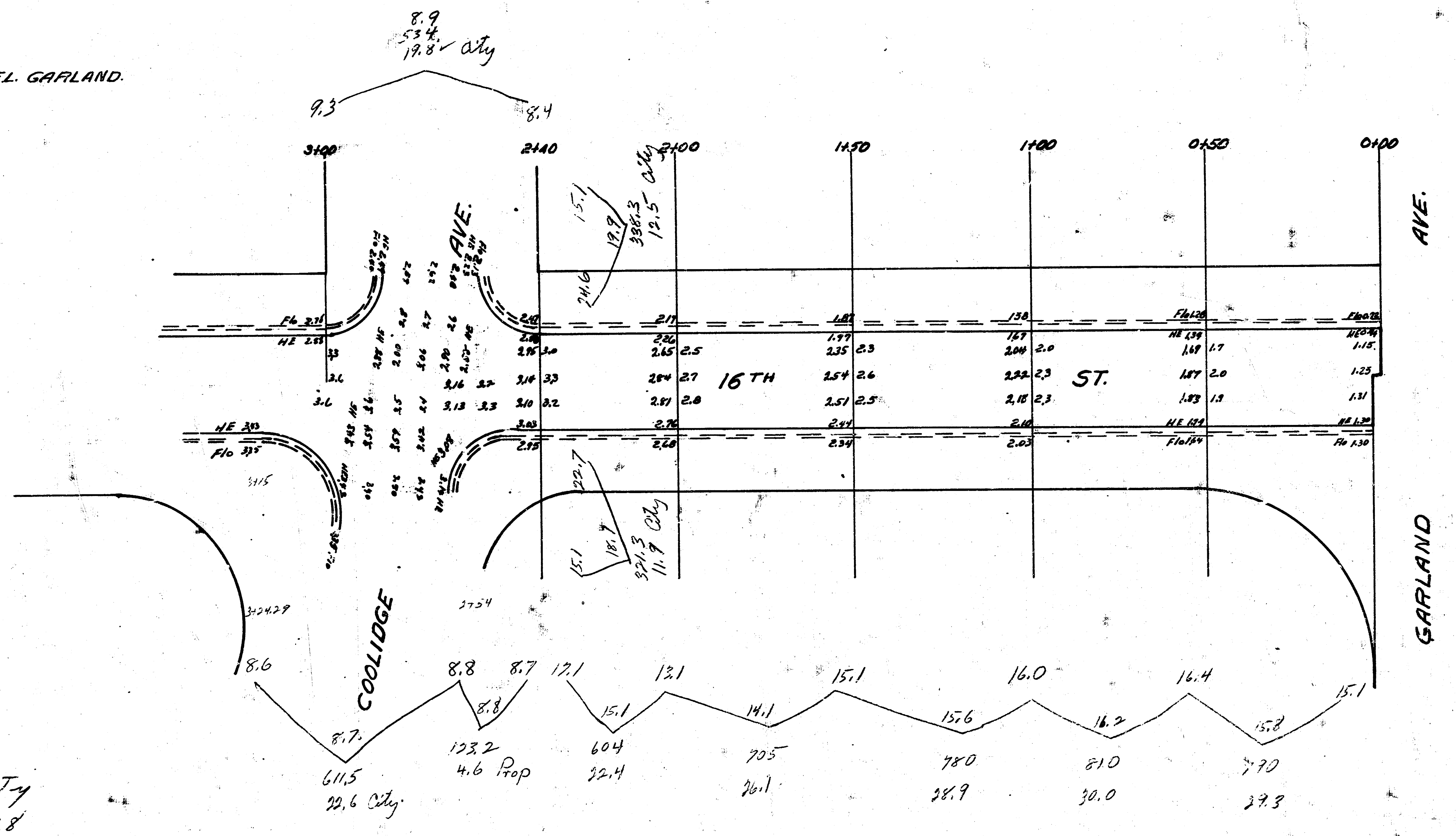
8.9
534
19.8 City
9.3
8.4
3+00
2+40
2+00
1+50
1+00
0+50
0+00
AVE.
16TH ST.
COOLIDGE
GARLAND
AVE.
15.1
19.9
24.6
336.3
12.5 City
22.7
18.7
15.1
321.3
11.9 City
2.40
2.17
1.87
1.38
Flo 1.28
Flo 0.92
2.26
1.97
1.67
HE 1.39
HE 0.94
2.95 3.0
2.65 2.5
2.35 2.3
2.04 2.0
1.69 1.7
1.15
3.14 3.3
2.84 2.7
2.54 2.6
2.22 2.3
1.87 2.0
1.25
2.10 3.2
2.81 2.8
2.51 2.5
2.18 2.3
1.83 1.9
1.31
3.03
2.76
2.44
2.10
HE 1.79
HE 1.30
2.95
2.68
2.34
2.03
Flo 1.64
Flo 1.30
3.15
2754
3+24.29
8.6
8.7
611.5
22.6 City
8.8
8.8
8.7
123.2
4.6 Prop
12.1
15.1
604
22.4
13.1
14.1
705
26.1
15.1
15.6
780
28.9
16.0
16.2
810
30.0
16.4
15.8
770
29.3
15.1

| Property | City |
|---|---|
| 22.4 | 19.8 |
| 26.1 | 12.5 |
| 28.9 | 11.9 |
| 30.0 | 22.6 |
| 29.3 | 66.8 |
| 4.6 | |
| 141.3 | |

1/2

16TH ST.
W.L. Porter — W.L. Garland
26' A.C.

City of Wichita Kans.

L.K. WHITE City Engineer

2-48 Proj C 17-170

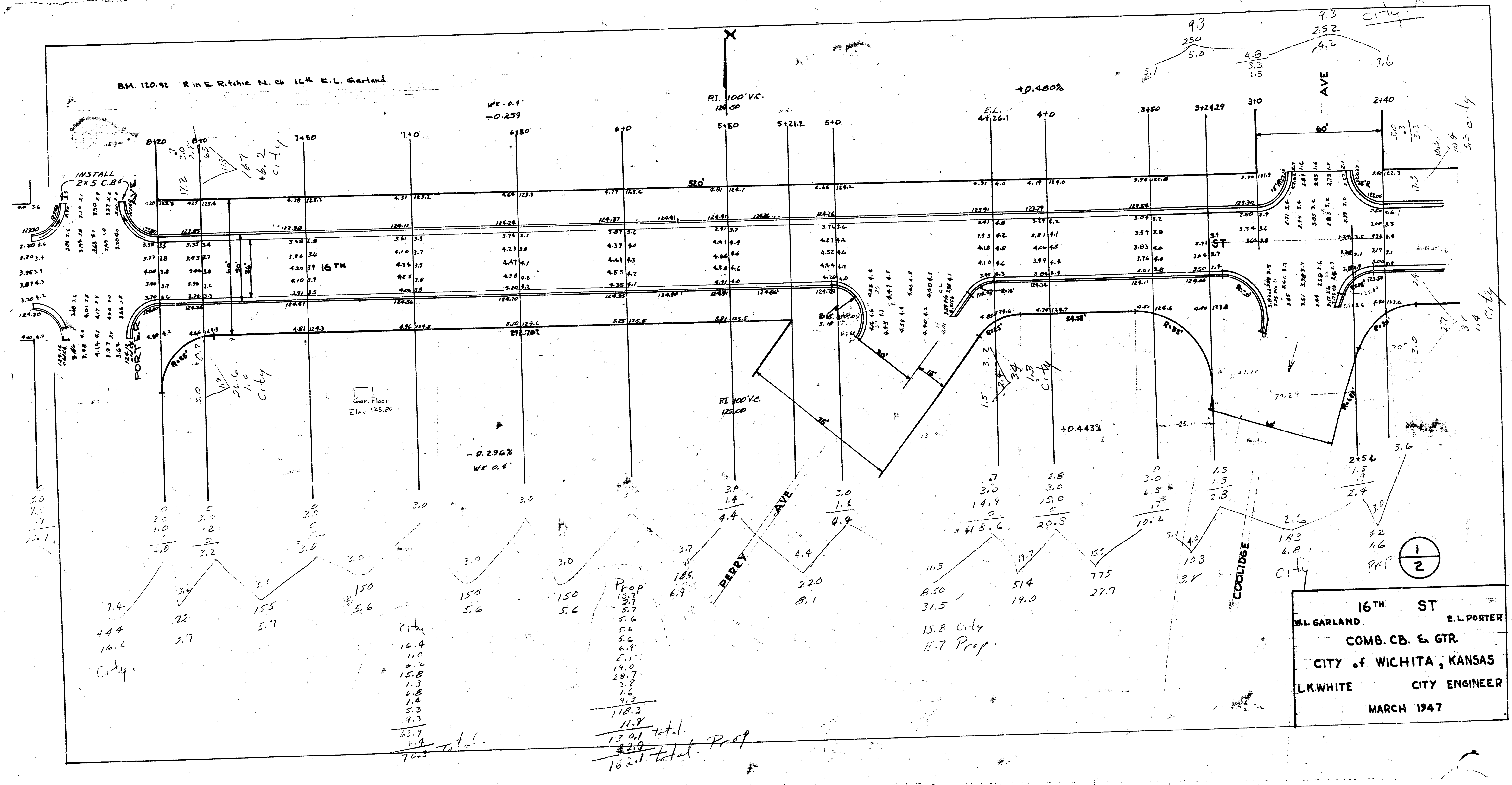
B.M. 120.92 R in E. Ritchie N. cb 16th E.L. Garland
INSTALL 2×5 C.B's
PORTER AVE
8+20
8+0
7+50
7+0
6+50
6+0
5+50
5+21.2
5+0
4+0
3+50
3+24.29
3+0
2+40
WK - 0.9'
-0.259
P.I. 100' V.C. 124.50
520'
16TH
30'
36'
E.L. 4+26.1
+0.480%
60'
AVE
ST
Gar. Floor Elev. 125.80
P.I. 100' V.C. 125.00
-0.296%
WK 0.6'
+0.443%
PERRY AVE
COOLIDGE AVE
2+54
City
Prop
total
total Prop
15.8 City
15.7 Prop

## 16TH ST

**W.L. GARLAND** **E.L. PORTER**

COMB. CB. & GTR.

CITY of WICHITA, KANSAS

L.K.WHITE CITY ENGINEER

MARCH 1947

1/2

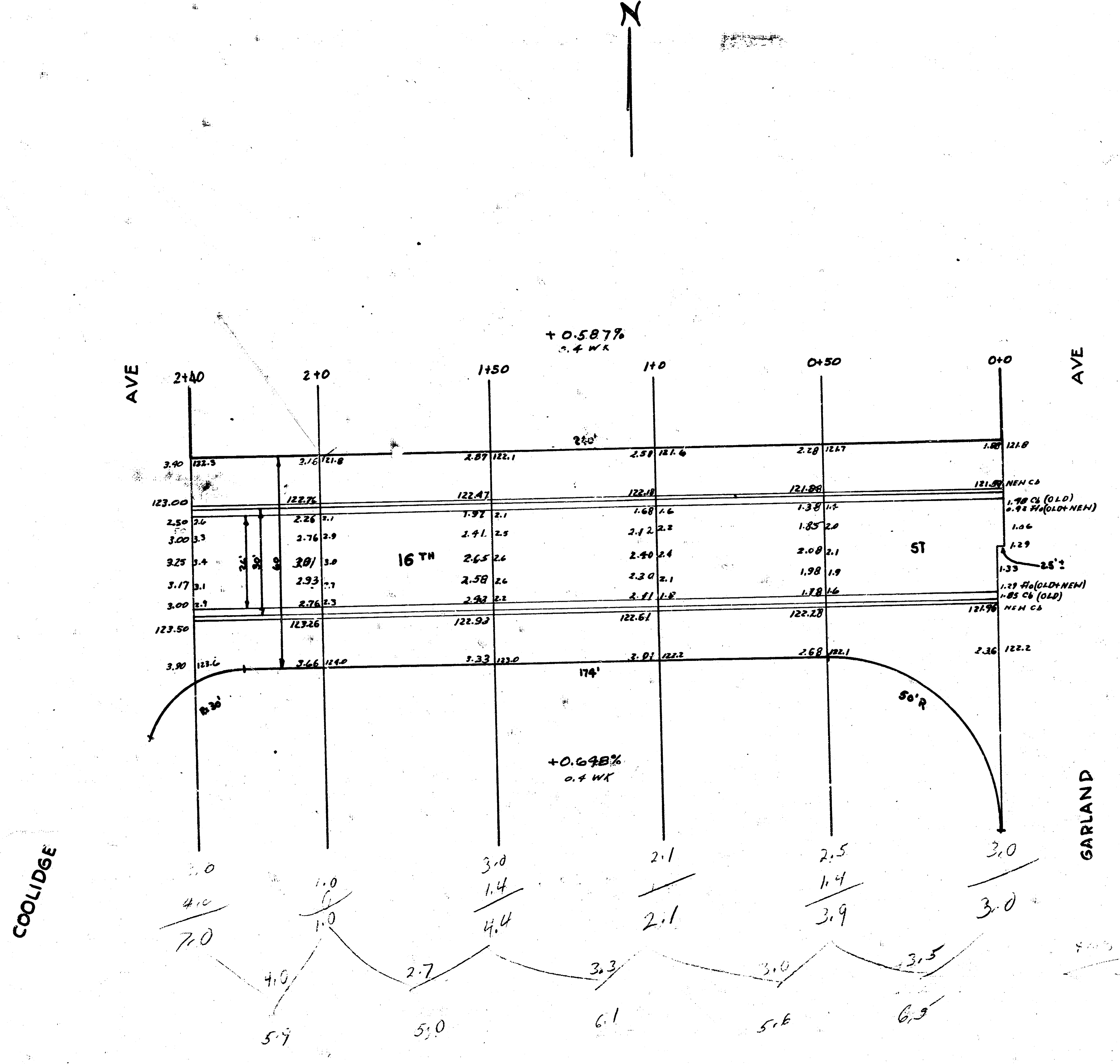
N
+0.587%
0.4 WK
2+40
2+0
1+50
1+0
0+50
0+0
AVE
AVE
240'
174'
16TH
ST
R30'
50'R
25'±
NEW Cb
1.98 Cb (OLD)
0.92 Flo (OLD+NEW)
1.29 Flo (OLD+NEW)
1.85 Cb (OLD)
NEW Cb
123.00
123.50
122.76
123.26
122.47
122.93
122.18
122.61
121.88
122.28
121.96
+0.648%
0.4 WK
COOLIDGE
GARLAND
7.0
1.0
4.4
2.1
3.9
3.0
5.9
5.0
6.1
5.6
6.5

5.9
5.0
6.1
5.6
6.5
29.1
32.0

2/2

BK 44 JY

B.M. 120.92 "R" IN RITCHIE No. Cb. 16TH ST. EL. GARLAND.


3+00
2+40
2+00
1+50
1+00
0+50
0+00
16TH ST.
AVE.
COOLIDGE
GARLAND AVE.
Flo 2.71
HE 2.88
HE 3.03
Flo 3.35
2.47
2.17
1.82
1.38
Flo 1.28
Flo 0.92
HE 1.39
HE 0.94
2.95 3.0
2.65 2.5
2.35 2.3
2.04 2.0
1.69 1.7
1.15
3.16 3.3
2.84 2.7
2.54 2.6
2.22 2.3
1.87 2.0
1.25
3.10 3.2
2.81 2.8
2.51 2.5
2.18 2.3
1.83 1.9
1.31
3.03
2.70
2.44
2.10
HE 1.74
HE 1.30
2.95
2.68
2.34
2.03
Flo 1.64
Flo 1.30

1
2

16TH ST.
W.L. Porter — W.L. Garland
26' A.C.

City of Wichita Kans.

L.K. WHITE City Engineer

2-48 Proj C 17-170

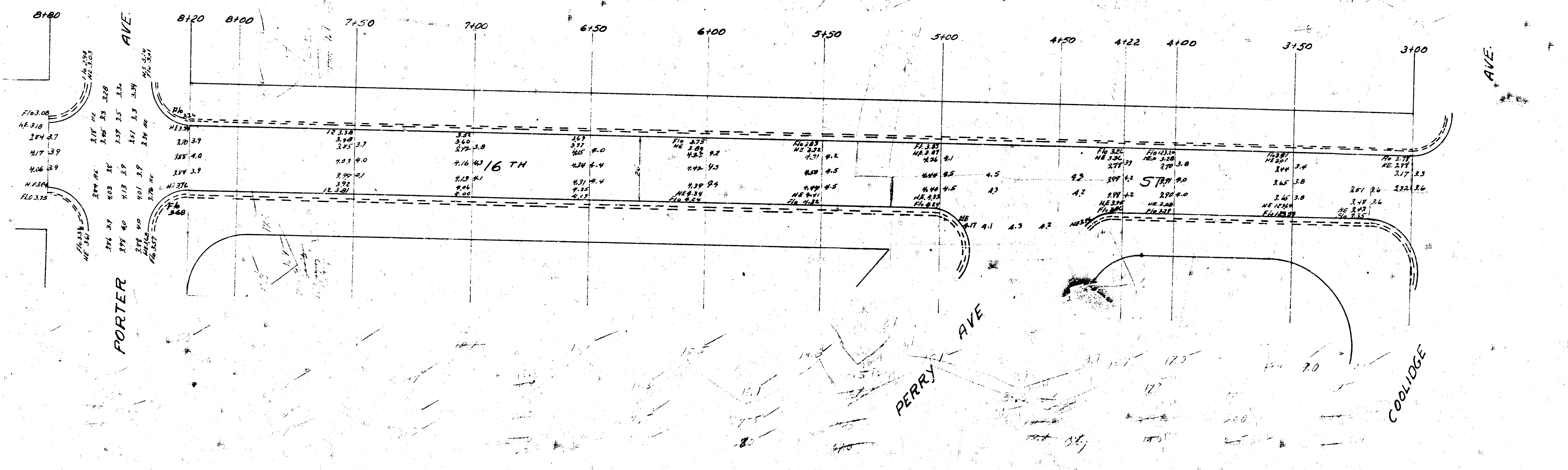
8+80
8+20
8+00
7+50
7+00
6+50
6+00
5+50
5+00
4+50
4+22
4+00
3+50
3+00
PORTER AVE.
Flo 3.08
H.E. 3.18
3.84 3.7
4.17 3.9
4.06 3.9
H E 3.84
FLO 3.75
Flo 2.94
HE 3.03
3.18 HE
3.28
3.45 3.3
3.57 3.5
3.30
3.51 3.3
3.34
3.34 HE
H.E 3.14
Flo 3.01
3.84 HE
3.86 3.9
4.03 3.8
3.98 4.0
4.13 3.9
3.78 4.0
4.01 3.9
3.76 HE
HE 3.68
Flo 3.57
Flo 3.56
HE 3.61
Flo 3.24
HE 3.34
3.70 3.9
3.88 4.0
3.84 3.9
HE 3.76
Flo 3.68
12 3.38
3.48
3.85 3.7
4.03 4.0
3.99 4.1
3.92
12 3.81
3.52
3.60
3.92 3.8
4.16 4.3
4.13 4.1
4.06
4.00
16 TH
3.69
3.77
4.15 4.0
4.34 4.4
4.31 4.4
4.25
4.19
26'
Flo 3.75
HE 3.84
4.23 4.2
4.42 4.3
4.39 4.4
HE 4.34
Flo 4.24
Flo 3.83
HE 3.92
4.31 4.2
4.50 4.5
4.49 4.5
HE 4.41
Flo 4.32
Fl. 3.83
HE. 3.87
4.26 4.1
4.44 4.5
4.5
4.40 4.6
4.3
HE. 4.33
Flo 4.24
HE
4.17 4.1 4.3 4.2
4.3
4.2
HE 3.96
Flo 3.26
HE 3.36
3.78 3.9
3.99 4.2
3.98 4.2
HE 3.96
Flo 3.86
Flo 123.20
HE 3.28
3.70 3.8
5TH
3.91 4.0
3.90 4.0
HE 3.88
Flo 3.79
Flo 3.81
HE 3.01
3.44 3.4
3.65 3.8
3.65 3.8
HE 12.364
Flo 123.55
Flo 2.78
HE 2.88
3.17 3.3
3.32 3.6
2.51 3.6
3.48 3.6
HE 3.43
Flo 3.35
PERRY AVE
COOLIDGE AVE.

1/2

16TH ST.
W.L. Porter ~ W.L. Garland
25' A.C.

City of Wichita Kans

L.K. WHITE City Engineer
2-48 Proj C17-170

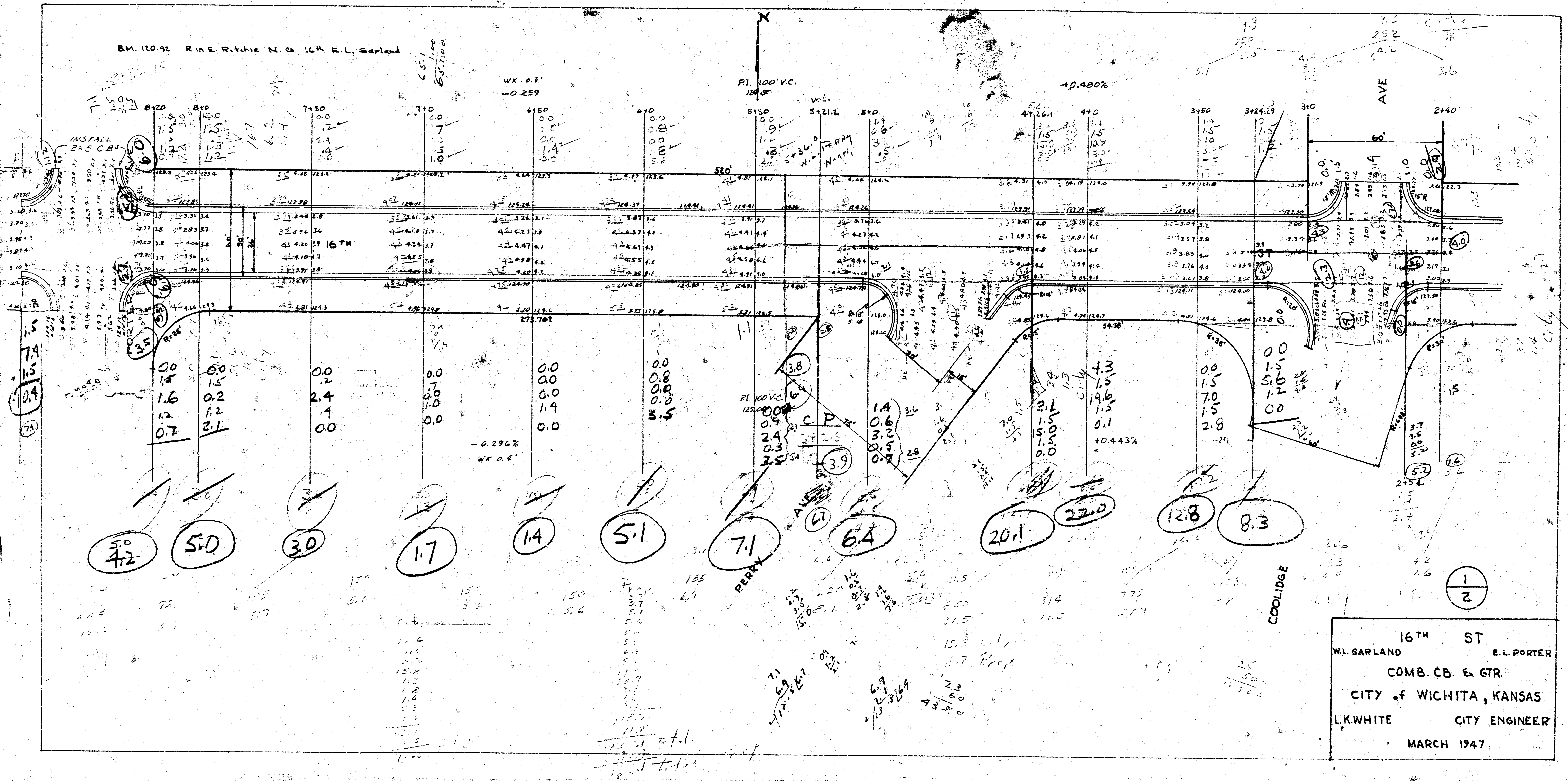
B.M. 120.92 R in E Ritchie N. of 16th E.L. Garland
INSTALL 2x5 C.B.
8+20
8+0
7+50
7+0
6+50
6+0
5+50
5+21.2
5+0
4+26.1
4+0
3+50
3+24.29
3+0
2+40
P.I. 100' V.C.
+0.480%
-0.296%
+0.443%
16TH
60'
AVE
C P
PERRY AVE
COOLIDGE
5.0
4.2
5.0
3.0
1.7
1.4
5.1
7.1
6.4
20.1
22.0
12.8
8.3

16TH ST

W.L. GARLAND — E.L. PORTER

COMB. CB. & GTR.

CITY of WICHITA, KANSAS

L.K. WHITE CITY ENGINEER

MARCH 1947

1/2

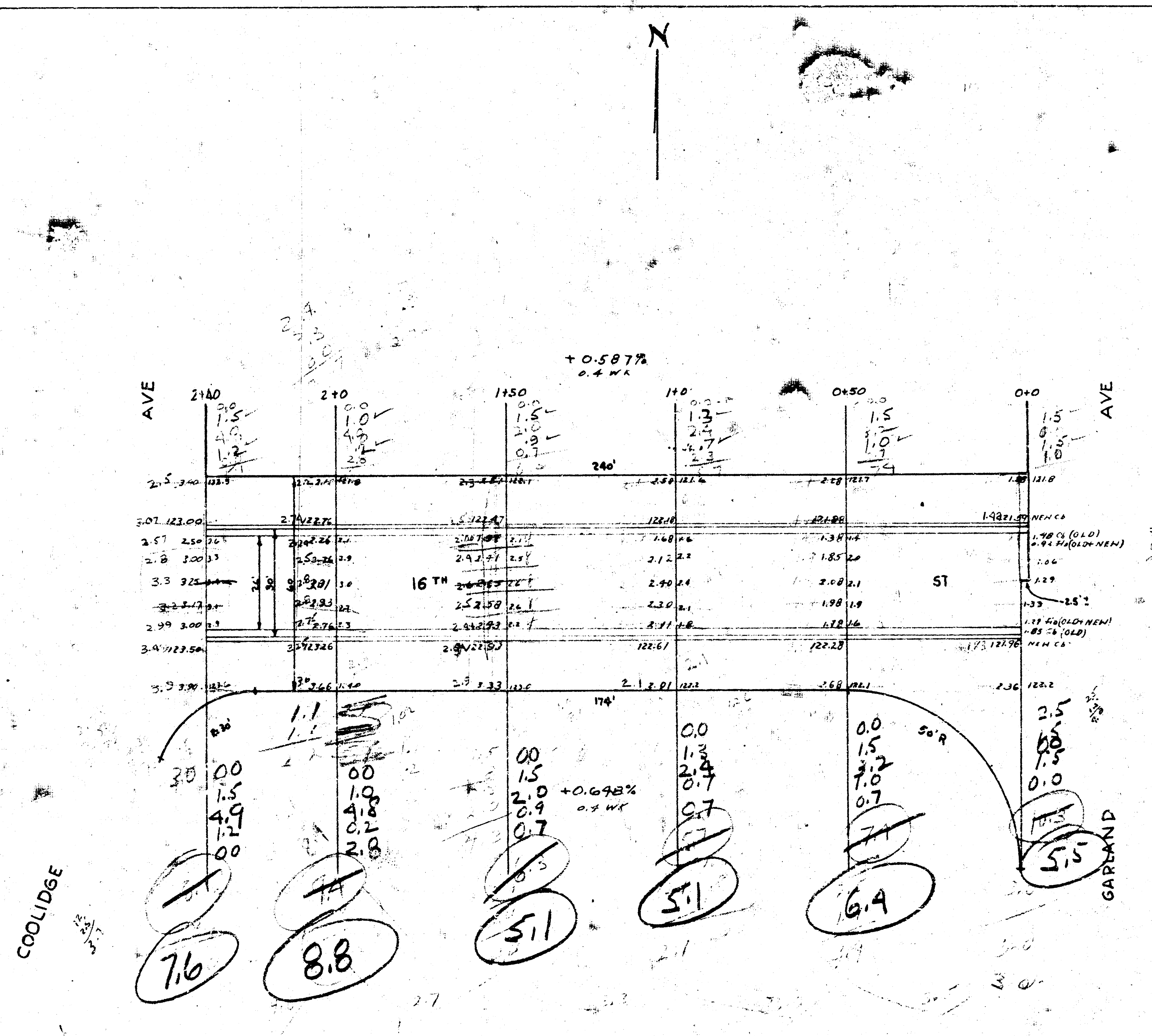
N
+0.587%
0.4 WK
AVE
COOLIDGE
2+40
2+0
1+50
1+0
0+50
0+0
AVE
GARLAND
240'
16TH
ST
NEW CB
1.48 CB (OLD)
CB (OLD)
NEW CB
2.5'
174'
+0.648%
0.4 WK
50'R
7.6
8.8
5.1
5.1
6.4
5.5