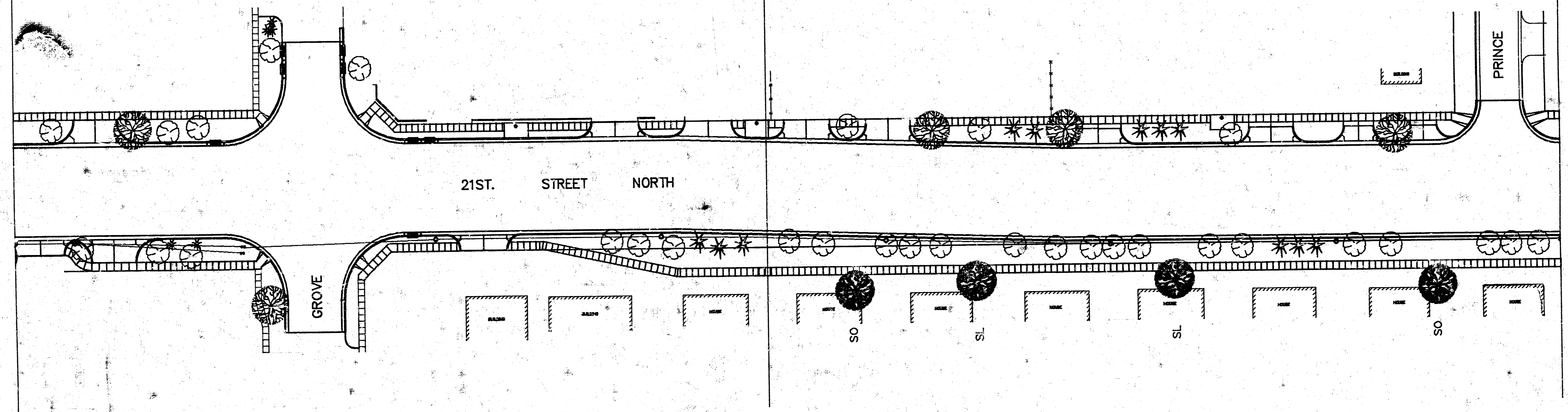


Sta. 48+00

Sta. 53+00

Sta. 58+29.5 Ret.




21ST. STREET NORTH

GROVE

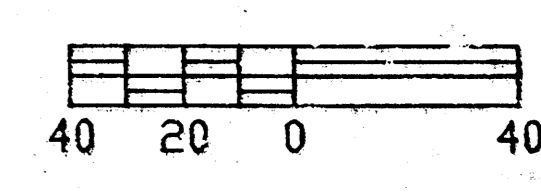

PRINCE AVE.

EXTRA  
LANDSCAPE PLANTING  
SCHEDULE

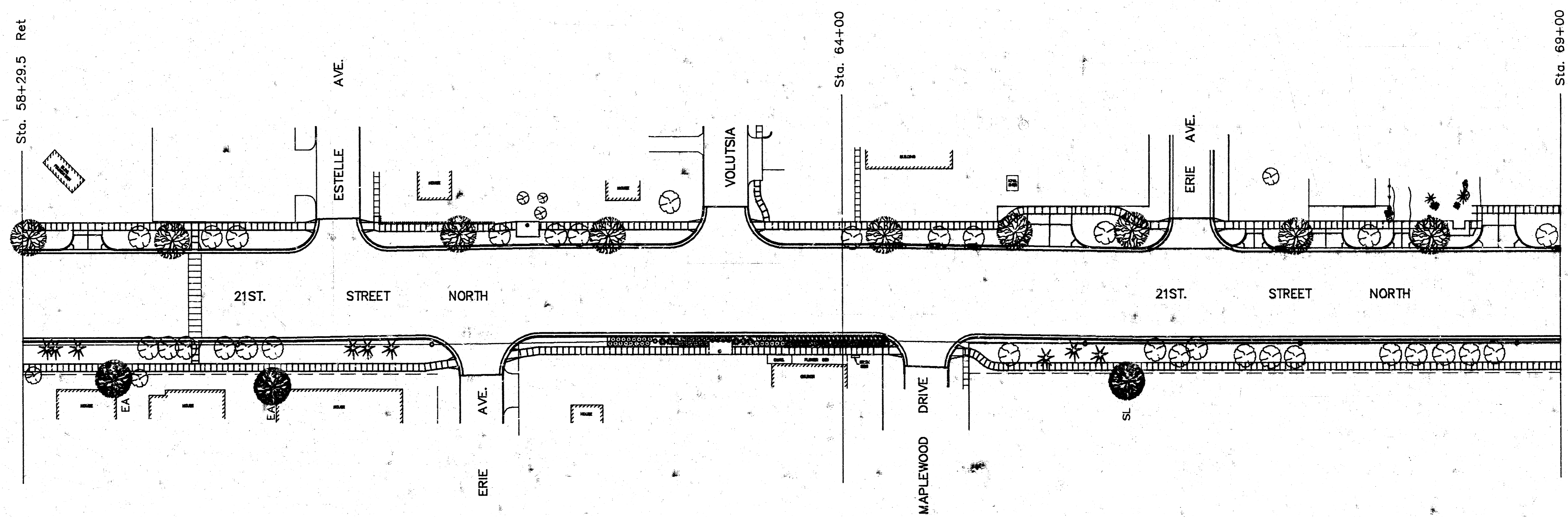
STATION	LT/RT	TYPE	SPECIES	ABBR
53+59	68' R	Shade	Shumard Oak	SO
54+41	63' R	Shade	Skyline Honeylocust	SL
55+72	63' R	Shade	Skyline Honeylocust	SL
57+48	68' R	Shade	Shumard Oak	SO



PROJECT NO. 472-82027-001	
CITY OF WICHITA STREET IMPROVEMENTS	
PLANTING PLAN EXTRA PLANTINGS STA. 48+00 TO STA. 58+29.5	
CASTLE & ASSOCIATES ENGINEERS WICHITA, KANSAS	DWG FILE NO. 9027 - D - 80,194
DATE AUGUST 1990	APP SHEET NO 1 OF 3 REV.




- \* = EVERGREEN
- ⊙ = ORNAMENTAL
- ⊗ = SHADE
- ⊕ = FLOWERING BUSH
- ⊖ = FLOWERING BUSH
- ⊗ = EVERGREEN BU



EXTRA  
LANDSCAPE PLANTING  
SCHEDULE

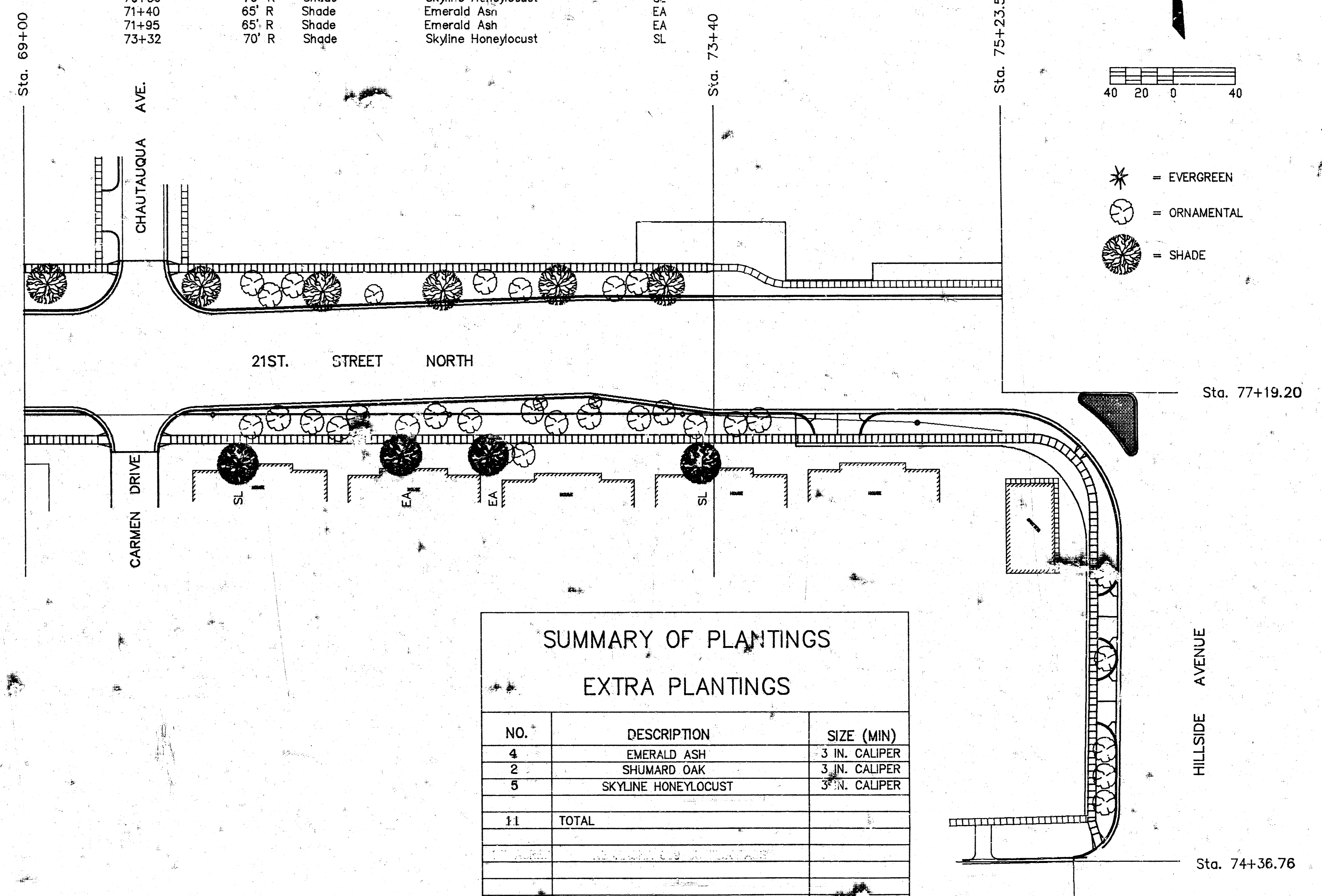
STATION	LT/RT	TYPE	SPECIES	ABBR
58+92	63' R	Shade	Emerald Ash	EA
60+03	88' R	Shade	Emerald Ash	EA
65+98	68' R	Shade	Skyline Honeylocust	SL



PROJECT NO. 472-82027-001	
CITY OF WICHITA STREET IMPROVEMENTS	
PLANTING PLAN EXTRA PLANTINGS STA. 58+29.5 TO STA. 69+00	
CASTLE & ASSOCIATES ENGINEERS WICHITA, KANSAS	DSG DR CH APP
DATE: AUGUST 1980	DWG FILE NO. 9027 - D - 80,195 SHEET NO 2 OF 3


EXTRA  
LANDSCAPE PLANTING  
SCHEDULE

STATION	LT/RT	TYPE	SPECIES	ABBR
70+36	70' R	Shade	Skyline Honeylocust	SL
71+40	65' R	Shade	Emerald Ash	EA
71+95	65' R	Shade	Emerald Ash	EA
73+32	70' R	Shade	Skyline Honeylocust	SL



SUMMARY OF PLANTINGS  
EXTRA PLANTINGS

NO.	DESCRIPTION	SIZE (MIN)
4	EMERALD ASH	3 IN. CALIPER
2	SHUMARD OAK	3 IN. CALIPER
5	SKYLINE HONEYLOCUST	3 IN. CALIPER
11	TOTAL	



PROJECT NO. 472-82027-001	
CITY OF WICHITA STREET IMPROVEMENTS	
PLANTING PLAN EXTRA PLANTINGS STA. 69+00 TO STA. 75+23.50	
CASTLE & ASSOCIATES ENGINEERS WICHITA, KANSAS	DSG DR CH APP
DATE AUGUST 1990	DWG FILE NO 9027 - D - 80,196 SHEET NO 3 OF 3 REV.

14-1-3-39