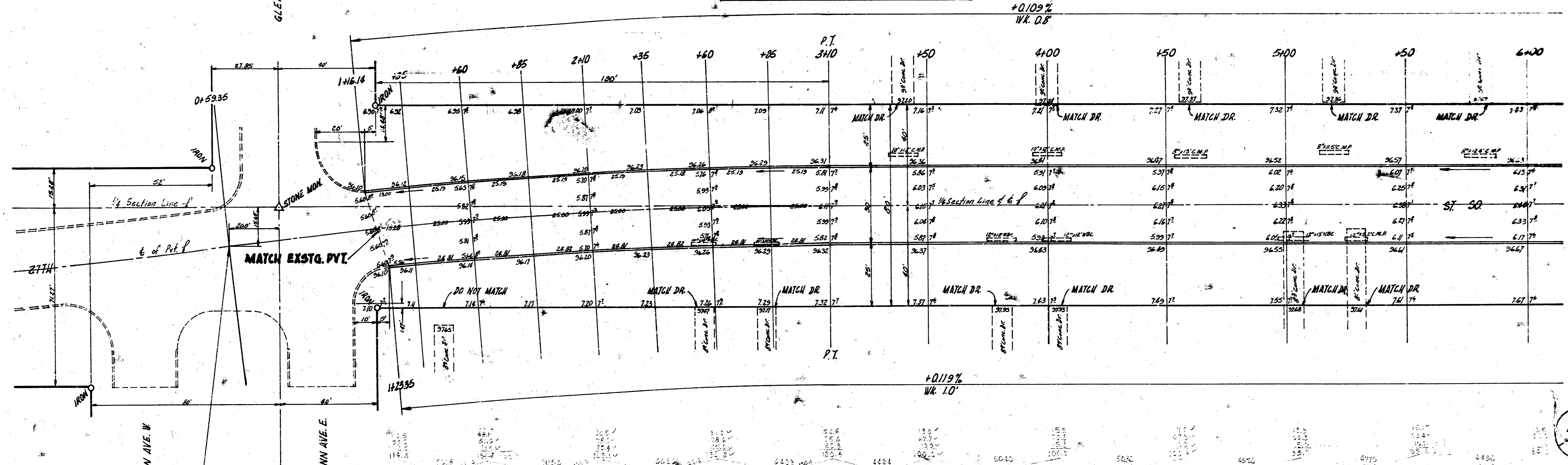


B.M. 38.044 Standard - S.W. Cor. 27th St. So. of Glenn  
 B.M. 38.645 Standard - N.W. Cor. Seneca & 27th St. So.


Stationed on E. of Pavement

Sta	Chord Lgth. of 5' Wheel M.C.	Chord Lgth. of 5' Offset S.C.	Deflection Angle	Total Angle Deflection
0+59.35				
1+00.00	51.58	63.34	0° 47' 30"	0° 47' 30"
1+50	12.02	11.56	0° 16' 09"	0° 53' 39"
2+00	25.26	24.74	0° 21' 25"	1° 15' 04"
2+50	25.26	24.74	0° 21' 25"	1° 36' 29"
3+00	25.26	24.74	0° 21' 25"	1° 57' 54"
3+50	25.26	24.74	0° 21' 25"	2° 19' 19"
4+00	25.26	24.74	0° 21' 25"	2° 40' 44"
4+50	25.26	24.74	0° 21' 25"	3° 02' 09"
5+00	25.26	24.74	0° 21' 25"	3° 23' 34"
5+50	25.26	24.74	0° 21' 25"	3° 44' 59"
6+00	25.26	24.74	0° 21' 25"	4° 06' 24"



NOTE:  
 This is the P.R.C. FOR THE E. OF P.V.T. OF 27th St. East  
 & West R=2006.5 Δ=7°09'26" T=125.49'

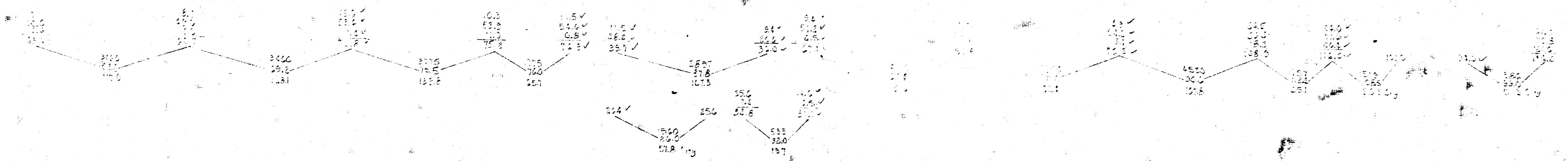
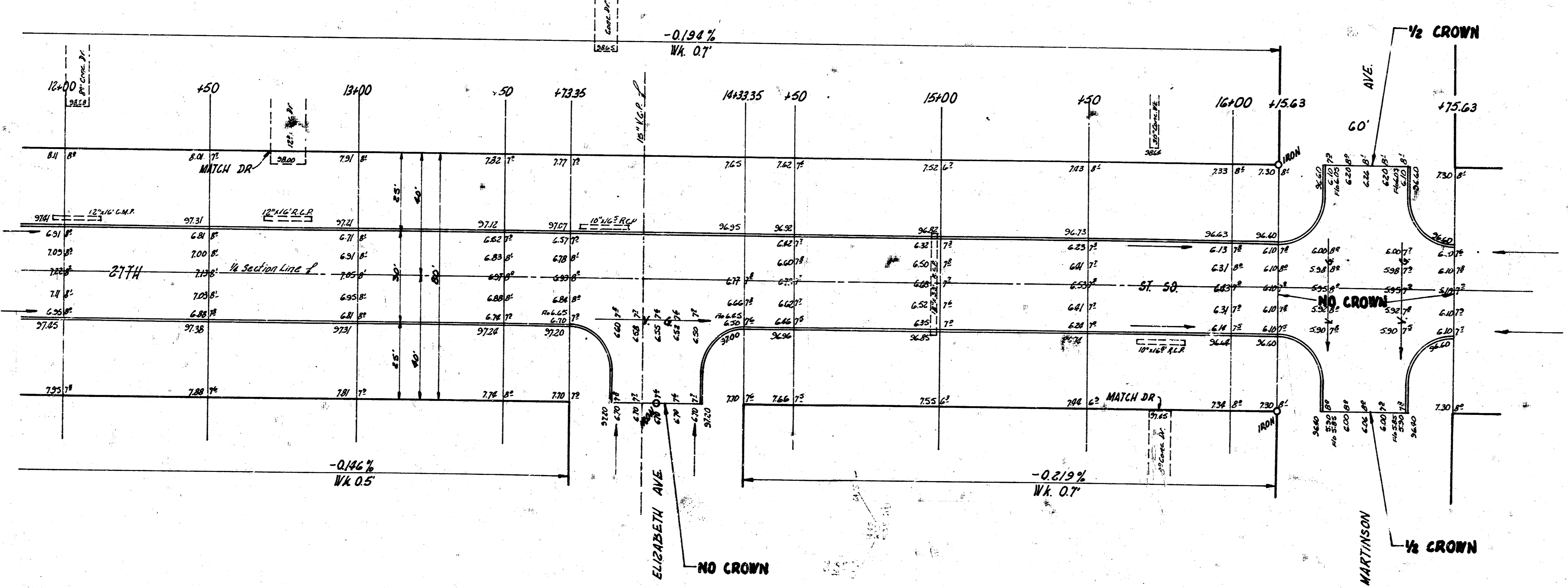
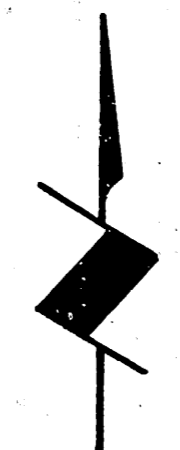
NOTE TO FIELD ENGINEER & CONTRACTOR  
 All entrance pipes are to be disposed of  
 in accordance with City dirt checker's  
 instructions.



27TH ST. SO.  
 W.L. GLENN - E.L. MARTINSON  
 30" CONC. & CB.  
 CITY OF WICHITA, KANS.  
 B.E. SMITH CITY ENGINEER  
 Aug. 1955 PROJ. NO. C15-137

3





3/3

27TH ST. SO.  
PROJ. NO. C15-137