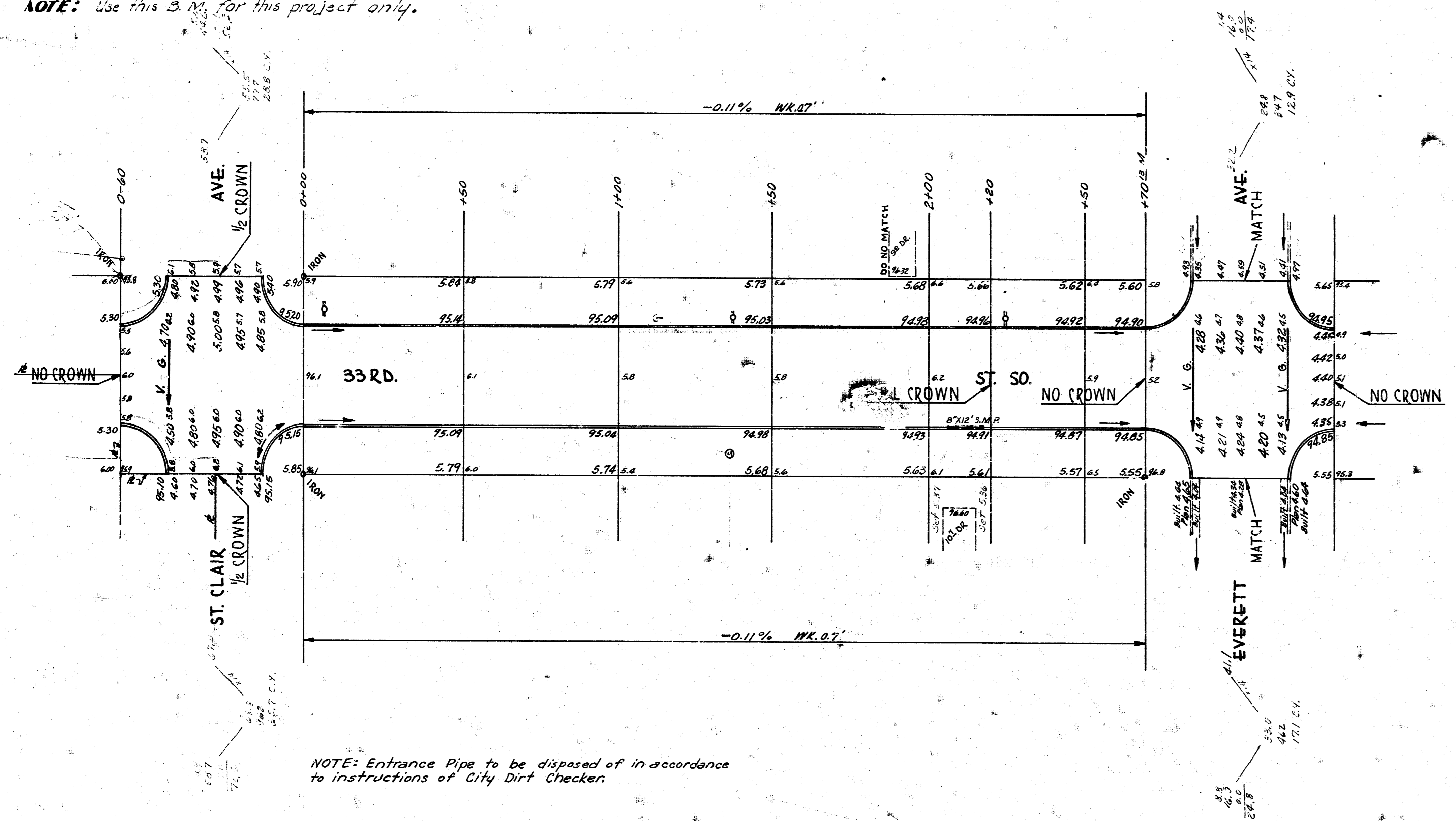




B.M. 7770 S.E. Cor. Porch, Ho. NW Cor. 33RD. & Everett.
 Chaining E. on S. Prop. Line.
NOTE: Use this B.M. for this project only.



NOTE: Entrance Pipe to be disposed of in accordance to instructions of City Dirt Checker.

EXCAVATION			26.9
PROP.	622.7	CITY	268.7
PLUS 10%	62.3	PLUS 10%	26.9
TOTAL	685.0 C.Y.	TOTAL	295.6 C.Y.



33RD. ST. SO.
 W.L. ST. CLAIR TO E.L. EVERETT
 30' CONC. & CB.
 CITY OF WICHITA, KANSAS.
 D.E. SMITH CITY ENGINEER
 SEPT. 1958, PROJ. NO. C16-177

RIGGS & MILES
 D.W.H.
 77