TYPICAL 31' B-B PAVEMENT DETAILS

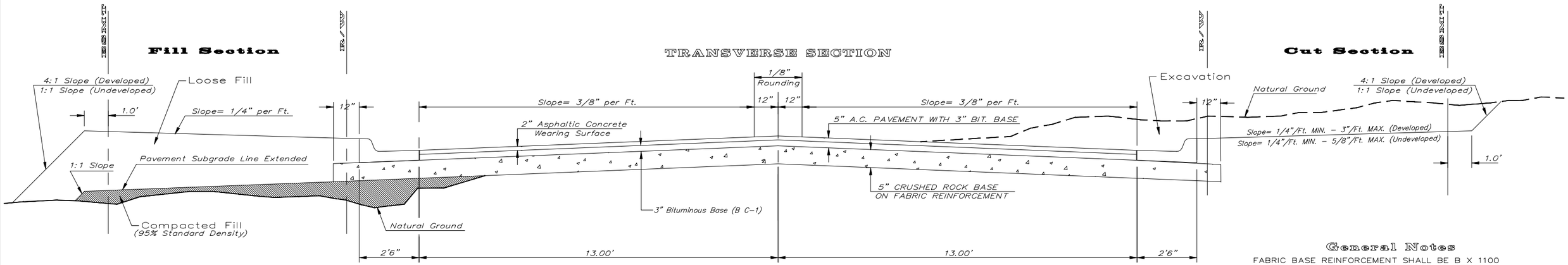

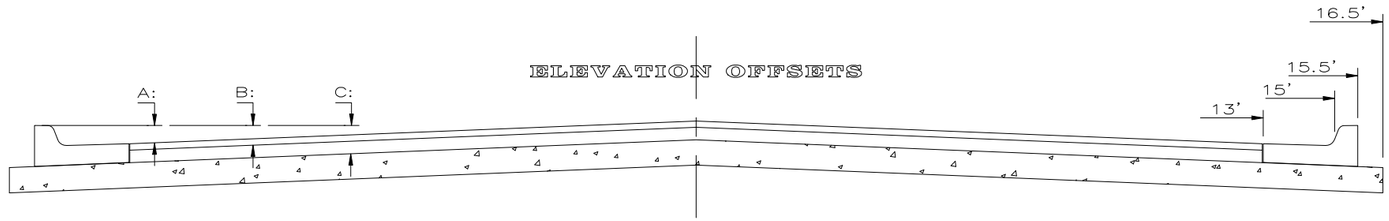

General Notes

FABRIC BASE REINFORCEMENT SHALL BE B X 1100 BY TENSAR CORPORATION OR LB0201 BY TENAX CORPORATION OR APPROVED EQUAL. FABRIC BASE REINFORCEMENT SHALL BE INSTALLED IN ACCORDANCE WITH MANUFACTURER'S RECOMMENDATIONS.

ROCK BASE IS TO BE COMPACTED AND SMOOTHED WITH A STEEL FACED ROLLER PRIOR TO PLACEMENT OF ASPHALT. TACK COAT WILL NOT BE APPLIED TO ROCK BASE.

A TACK COAT OF EMULSIFIED ASPHALT (SC-1H OR CSS-1H) SHALL BE APPLIED AT AN APPROXIMATE RATE OF 0.05 GALLONS PER SQUARE YARD BETWEEN EACH LIFT OF ASPHALTIC MATERIAL.

BITUMINOUS BASE AND ASPHALTIC CONCRETE WEARING SURFACE SHALL BE PLACED WITH A LAYDOWN MACHINE HAVING AUTOMATIC CONTROLS FOR LINE AND GRADE.

CONSTRUCTION JOINTS IN EACH LIFT SHALL BE STAGGERED A MINIMUM DISTANCE OF ONE (1) FOOT FROM JOINTS IN PRECEDING LIFTS AND PLACED SO THAT A JOINT WILL BE CONSTRUCTED ON THE CENTERLINE OF THE TOP LIFT.

THE ASPHALTIC CONCRETE PAVEMENT BETWEEN THE COMBINED CURB AND GUTTER SHALL BE PAID AS SQUARE YARDS OF 5" ASPHALTIC CONCRETE (3" BITUMINOUS BASE.)

CRUSHED ROCK GRADATION REQUIREMENTS

PERCENT OF AGGREGATE RETAINED

2-1/2"	0
3/4"	20 - 60
#4	50 - 80
#40	80 - 94
#200	90 - 98

ROCK QUALITY SHALL CONFORM TO THE REQUIREMENTS SPECIFIED BE THE KDOT 1990 EDITION STANDARD SPECIFICATION SUBSECTION 1102 FOR DURABILITY CLASS I.

	DISTANCE FROM CENTERLINE (LT. & RT.)										
	0'	2'	4'	6'	7.5'	10'	12'	13'	15'	15.5'	16.5'
A: Top of Curbs to Top of Surface Lift	0.10	0.14	0.21	0.27	0.32	0.39	0.46	0.49	–	–	–
B: Top of Curbs to Top of Upper Base Lift	0.27	0.31	0.37	0.44	0.48	0.56	0.62	0.65	–	–	–
C: Top of Curbs to Top of C.R. Subgrade	0.52	0.56	0.62	0.69	0.73	0.81	0.87	0.90	0.97	0.98	1.01

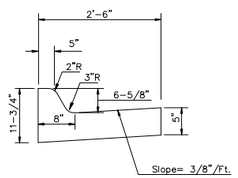

COMBINED CURB & GUTTER

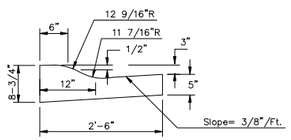

COMBINED ROLL TYPE CURB & GUTTER

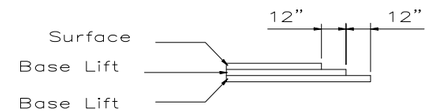

TRANSVERSE CONSTRUCTION JOINTS

Transverse construction joints shall be constructed in flexible base pavements at locations where pavement joins existing flexible base pavement as shown by the detail. All costs associated with the construction of the transverse joint shall be included in the bid price for Square Yards 5" ASPHALTIC CONCRETE (3" BITUMINOUS BASE).

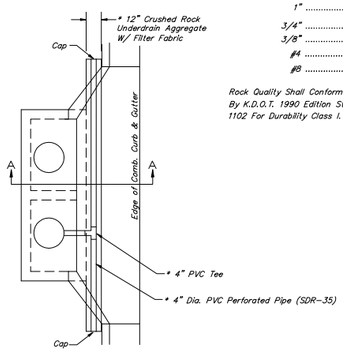

PLAN

* UNDERDRAIN AGGREGATE
Percent of Aggregate Retained

1"	0
3/4"	0 to 10
3/8"	45 to 80
#4	90 to 100
#8	95 to 100

Rock Quality Shall Conform To The Requirements Specified By K.D.O.T. 1990 Edition Standard Specification Subsection 1102 For Durability Class I.

NOTE: Place 4" PVC Perforated Pipe at all drainage sump locations.

Cost of Underdrain System to be Incidental to the Reinforced Crushed Rock Subgrade.

Inlet Type May Vary From That Shown.

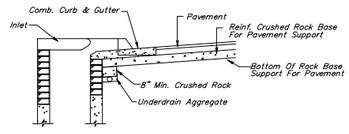

(Min. 16 Perforations Per Lin. Ft. @ 1/4" Dia.)
Perforations To Be on Bottom Half

SECTION A-A

PAVEMENT UNDERDRAIN DETAIL
NOT TO SCALE

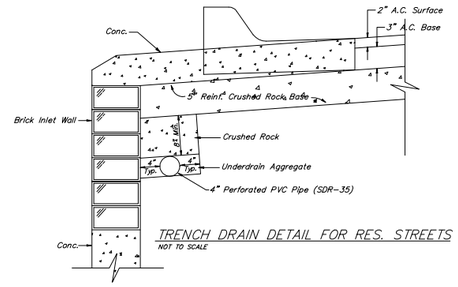

TRENCH DRAIN DETAIL FOR RES. STREETS
NOT TO SCALE

Baughman

5 Inch Residential Asphaltic Concrete Pavement w/Crushed Rock Base on Fabric Reinf.
City of Wichita, Kansas

Baughman Company, P.A. 315 Ellis St. Wichita, KS 67211 P 316.262.7271 F 316.262.0149
ENGINEERING | SURVEYING | PLANNING | LANDSCAPE ARCHITECTURE

PROJECT NUMBER 472-84246	DESIGN C.O.W. / DRAWN Staff
REVISIONS:	APPROVED / DATE 08/06
	SCALE None
	SHEET 3 OF 32

\31Rock