| COUNTY | STATE | PROJECT NUMBER | FISCAL YEAR | SHEET NO. | TOTAL SHEETS |
|---|---|---|---|---|---|
| SEDGWICK | KANSAS | 819-W | 1988 | 46 | 92 |

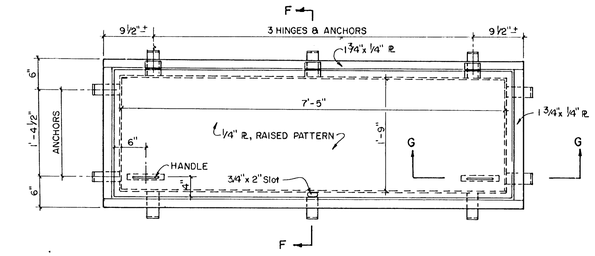


COVER DETAIL PLAN

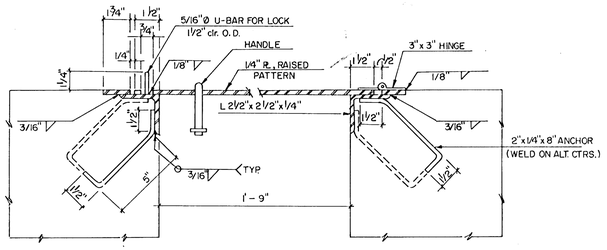


SECTION F-F

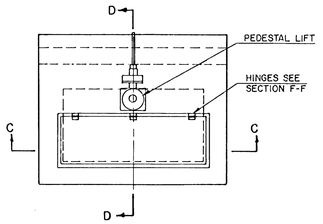


PLAN

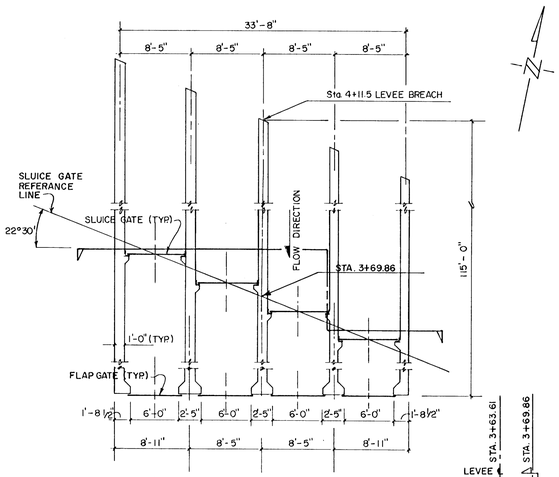


SLUICE GATE PLAN AND ELEVATION

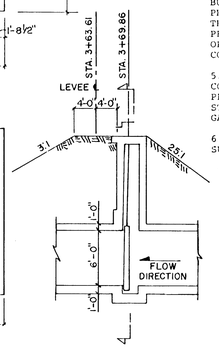


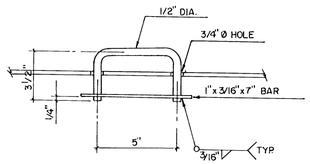


SECTION G-G

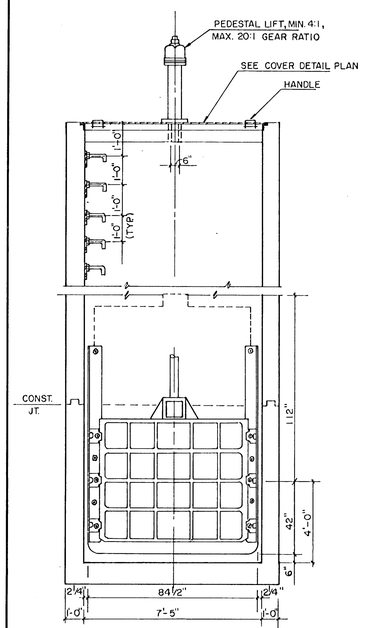


SECTION C-C

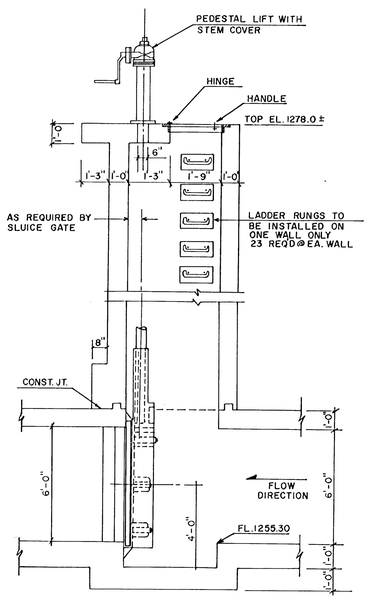


SECTION D-D

SLUICE GATE & MANHOLE DETAILS

( SEE SLUICE GATE MODEL 50-10 HYDRO GATE 72x72)

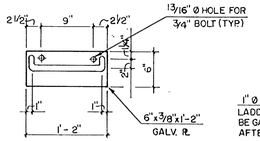


BASE PLATE

(92 REQ'D.)

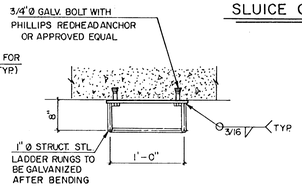


PLAN

LADDER RUNG DETAILS

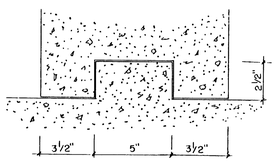


TYPICAL CONSTRUCTION JOINT

GENERAL NOTES

1. CONCRETE: ALL CONCRETE SHALL BE CLASS A CONCRETE (AE). BEVEL ALL EXPOSED EDGES WITH A 3/4" TRIANGULAR MOLDING OR FINISH WITH AN APPROVED EDGING TOOL. CONCRETE SHALL HAVE A MINIMUM OF 28 DAY COMPRESSIVE STRENGTH OF 3,000 P.S.I.

SEAL COURSE CONSISTING OF 3" OF CLASS A CONTRETE, SHALL BE CONSTRUCTED. NO REINFORCING STEEL SHALL BE PLACED UNTIL THE SEAL COURSE HAS GAINED SUFFICIENT STRENGTH TO PERMIT WORKING UPON IT WITHOUT INJURY.

2. REINFORCING STEEL: ALL DIMENSIONS RELATIVE TO REINFORCING STEEL ARE TO CENTERLINE OF BAR UNLESS OTHERWISE NOTED. ALL REINFORCING STEEL SHALL CONFORM TO A.S.T.M. A615 GR. 60.

3. FLAP GATE: A MEDIUM DUTY FLAT BACK FLAP GATE (DESIGNED FOR A 20' HEAD) SHALL BE PROVIDED ALONG WITH WALL THIMBLE. THE FLAP GATE SHALL BE PAINTED WITH ONE COAT OF ZINC DUST PAINT FOLLOWED BY TWO COATS OF ALUMINUM PAINT.

THE ITEM "FLAP GATES" WILL NOT BE PAID FOR SEPARATELY BUT SHALL BE CONSIDERED TO BE SUBSIDIARY TO THE UNIT PRICE BID PER LINEAR FOOT OF "REINFORCED CONCRETE BOX". THE UNIT PRICE BID PER LINEAR FOOT SHALL INCLUDE ALL FLAP GATES, WALL THIMBLES, AND ALL OTHER MISCELLANEOUS MATERIALS, LABOR, TOOLS, EQUIPMENT, AND INCIDENTALS NECESSARY TO COMPLETE THE WORK.

*4. SLIDE GATE AND LIFT: THE SLIDE GATE SHALL BE INSTALLED IN THE SLUICE GATE WELL AS SHOWN. HYDRO GATE MODEL 50-10 FLAT BACK SLIDE GATE WITH WALL THIMBLE SHALL BE USED. THE LIFT SHALL BE HYDRO GATE MODEL CPE-20 WITH 2 1/2" DIAMETER STEM, STEM GUIDE AND STEM COVERS. DIMENSIONS AND DETAILS FOR THE SLIDE GATE AND WALL THIMBLE SHALL BE OBTAINED FROM CERTIFIED INSTALLATION DRAWINGS FURNISHED BY THE VENDOR. OTHER APPROVED SLIDE GATES AND LIFTS MAY BE USED IN LIEU OF THE HYDRO GATE PRODUCTS LISTED.

PAINT: THE GATE SHALL BE GIVEN A SHOP COAT OF PAINT IN ACCORDANCE WITH THE MANUFACTURER'S STANDARD PRACTICE.

THE ITEM "SLUICE GATES" WILL NOT BE PAID FOR SEPARATELY BUT SHALL BE CONSIDERED TO BE SUBSIDIARY TO THE UNIT PRICE BID PER LINEAR FOOT OF "REINFORCED CONCRETE BOX". THE UNIT PRICE BID PER LINEAR FOOT SHALL BE FULL COMPENSATION FOR THE MATERIAL AND LABOR NECESSARY FOR THE OPERATIONAL SLUICE GATES, LADDERS, MANHOLES AND, STEEL COVERS AND FRAMES.

5. STEEL COVER AND FRAME: THE PLATE FOR THE MANHOLE COVER SHALL BE 1/4" U.S.S. MULTI-GRIP CARBON STEEL PLATE OR APPROVED EQUAL. ALL OTHER PARTS SHALL BE STRUCTURAL STEEL, A.S.T.M. A-36. ALL STEEL SHALL BE GALVANIZED AFTER FABRICATION.

6. SEE SHEET #47 FOR BAR LIST AND BENDING DIAGRAMS AND, SUMMARY OF QUANTITIES (FOR INFORMATION ONLY).

* NOTE: STEM TO BE STAINLESS STEEL ONLY.

SOUTH SENECA STREET

# SLUICE GATE WITH MANHOLE DETAILS

LEVEE BREACH STRUCTURE

PREPARED BY

SEDGWICK COUNTY BUREAU OF PUBLIC SERVICES
HIGHWAY DIVISION

| REVISED | SCALE | DESIGNED | TRACED | CHECKED | SHEET NO |
|---|---|---|---|---|---|
| | NONE | S.H.H. | R.E.F. | D.V.R. | 46 |
| | DATE | 8-87 | 8-87 | 3-88 | |
| | PLAINFILE | | TOTAL SHEETS 92 | | |